



EuroTruck[®]

SPARE PARTS CATALOGUE

The clever choice
for our customers in the Goods Segment

to fit
MAN - MERCEDES







The clever choice
for our customers in the Goods Segment

PRODUCT CATALOGUE

www.eurotruck.com.tr | www.ucmparts.com

*This is to Certify that the Management System of:
Bu belge ile Yönetim Sistemi Belgelendirilen:*

**UCM OTOMOTİV SANAYİ VE TİCARET
LİMİTED ŞİRKETİ**

**TÜRKİBA MAH. FIRAT PLASTİK CAD. NO:45/A
BÜYÜKÇEKMECE / İSTANBUL**

*Has been assessed and found to Comply with the Requirements of:
Denetlenmiş ve aşağıdaki standartın gerekliliklerine uygunluğu görülmüştür:*

ISO 9001:2008

*The Quality Management System is applicable to:
Kalite Yönetim Sistemi:*

**MANUFACTURE, SALES, MARKETING, IMPORTS AND
EXPORTS OF AUTOMOTIVE SPARE PARTS**

**OTOMOTİV YEDEK PARÇA ÜRETİMİ, SATIŞI,
PAZARLANMASI, İTHALATI VE İHRACATI**

**Certificate No: BCI/Q/J-INT-AV/9456
Sertifika Numarası: BCI/Q/J-INT-AV/9456**

**Date of Certification Audit: 23.03.2012
Denetim Tarihi: 23.03.2012**

**Date of Issue: 27.03.2012
Yayınlanma Tarihi: 27.03.2012**

**Date of Expiry: 22.03.2015
Son Geçerlilik Tarihi: 22.03.2015**

**1st Surveillance Audit : February 2013
1. Gözetim Denetim Tarihi : Şubat 2013
2nd Surveillance Audit : February 2014
2. Gözetim Denetim Tarihi : Şubat 2014**


M D

KALİTE POLİTİKASI

Ürünlerimizi yüksek kalite ile üretmek, müşterilerimizin ihtiyaçlarını zamanında ve doğru bir şekilde karşılamak, müşteri memnuniyetini daima üst seviyede tutmak, her zaman güvenilir bir firma olmak, mevcut durumumuzu korumakla yetinmeyip kalite yönetim sistemi şartlarına uyarak her noktada sürekli iyileştirmeyi temel felsefemiz olarak belirlemek, "UCM" ekibinin kalite politikasıdır.

QUALITY POLICY

Produce our products with high quality, customers in a timely manner and accurately generate requirements, meet customer satisfaction, always try to be a reliable company, not always in the existing situation remain but evaluating continuous improvement at any time with the quality management system is that "UCM" team quality policy philosophy.

QUALITÄTSPOLITIK

Unsere Produkte mit hochwertigen Qualität herstellen, Kunden Anforderungen in einer fristgerechten Weise und genau generieren, Kundenzufriedenheit erfüllen, immer versuchen als eine zuverlässige Firma zu sein, nicht immer im den bestehende Situation bleiben sondern mit Qualitätsmanagementsystems kontinuierliche Verbesserung zu jedem Zeitpunkt auswerten ist dass „UCM“ Team Qualitätspolitik Philosophie.

**World-class quality
from Türkiye**

EuroTruck®



Man

Air Filter	06 - 09
Cabin Air Springs	10 - 12
Clutch Systems.....	13 - 18
Compressor & Repair Kit.....	19 - 34
Crankshaft	35 - 37
Diaphragms	38 - 41
Engine Mounting	42 - 48
Exhaust Flexible Pipe.....	49 - 53
Flywheel & Flywheel Gear	54 - 60
Fuel Tank Caps.	61 - 63
Hoses & Bellows	64 - 69
Oil Pump.....	70 - 74
Piston - Liner Kit.....	75 - 79
Propeller Shaft Center Support	80 - 84
Release Bearing.	85 - 90
Rod Parts	91 - 133
Valve.....	134 - 135
Valve Guide.....	136 - 139
Valve Tappet.....	140 - 142
Water Pump.....	143 - 153
Wheel Axle	154 - 158

Mercedes Benz

Air Filter	159 - 163
Cabin Air Springs.....	164 - 167
Clutch Systems.....	168 - 178
Compressor & Repair Kit	179 - 190
Crankshaft	191 - 195
Diaphragms	196 - 199
Engine Mounting	200 - 211
Exhaust Flexible Pipe	212 - 222
Flywheel & Flywheel Gear	223 - 233
Fuel Tank Caps.....	234 - 236
Hoses & Bellows	237 - 244
Oil Pump.....	245 - 252
Piston - Liner Kit.....	253 - 260
Propeller Shaft Center Support ..	261 - 270
Release Bearing.	271 - 280
Rod Parts.....	281 - 375
Valve Guide.....	376 - 382
Valve	383 - 384
Valve Tappet.....	385 - 388
Water Pump.....	389 - 396
Wheel Axle	397 - 405

CATALOGUE INDEX



to fit **Man**
Air Filter



29 02709 4829

Air Filter / Dry Type

Model	Oem Ref No		
MAN 12-153 Trucks	81.08301.6281		



29 02609 4923

Air Filter / Dry Type

Model	Oem Ref No		
MAN 19-422 Trucks	81.08401.6187 81.08400.6009		



29 02600 4007

Air Filter / Dry Type

Model	Oem Ref No		
OMAN 19-423 Trucks	81.08400.6003		



29 02600 4007

Air Filter / Oil Type

Model	Oem Ref No		
MAN 26-210 Trucks	81.08400.6003		



29 02600 4006
Air Filter / Dry Type

Model	Oem Ref No		
MAN 19- 463 Trucks	81.08400.6004 81.08304.0097		



29 02600 4004
Air Filter / Dry Type

Model	Oem Ref No		
MAN 19-464 Trucks	81.08400.6006		



28 02600 4006
Air Filter / Dry Type

Model	Oem Ref No		
MAN 19-466 Trucks	82.08400.6004		



29 02609 4933
Air Filter / Dry Type

Model	Oem Ref No		
MAN 26-230 Trucks	81.08401.6177		



29 02604 941

Air Filter / Dry Type

Model	Oem Ref No		
MAN 26-270 Trucks	81.08406.169		



27 02709 3508

Air Filter / Oil Type

Model	Oem Ref No		
MAN 26-281 Trucks	83.08301.7502		



to fit Man
Cabin Mounting

Cabin Mounting and Bushes

<p>29 04885 0005 Rubber Metal Mounting (Left)</p> <p>REF. NO: 81.06225.0005 MODEL : TGA</p> 	<p>29 04885 0004 Rubber Metal Mounting (Right)</p> <p>REF. NO: 81.06225.0006 MODEL : TGA</p> 
<p>29 14890 0757 Cabin Mounting (Front)</p> <p>REF. NO: 81.96210.0353 MODEL : 26.280 83.96201.0004 MODEL : 26.281</p>  <p>D=Ø88 d=Ø30 h=80</p>	<p>29 14890 0021 Cabin Mounting (Rear)</p> <p>REF. NO: 81.96210.0089 MODEL : 16.292 16.332 19.292 19.332 19.462 26.280</p>  <p>D=Ø100 h=75 M 16x1.5</p>
<p>29 14890 5099 Cabin Mounting (Rear)</p> <p>REF. NO: 81.96210.5011 MODEL :</p> 	<p>29 14890 0914 Rubber Metal Mounting</p> <p>REF. NO: 81.96210.0196 MODEL : 26.280 81.96210.0121 MODEL : 26.281 26.321 SL 200 SR 240</p>  <p>A=82.5 h=51</p>
<p>29 14890 0815 Rubber Metal Mounting</p> <p>REF. NO: 81.96210.0295 MODEL : 22.280 81.96210.0123 MODEL : 26.281 26.321 SL 200 SR 220</p>  <p>A=73 h=34</p>	<p>29 14890 0862 Rubber Metal Mounting</p> <p>REF. NO: 81.96210.0248 MODEL : 26.210 81.96210.0243 MODEL : 26.240 26.321 32.281 32.321</p>  <p>D=Ø68 d=Ø13 h=20</p>

Cabin Mounting and Bushes

<p>29 14890 0866 Rubber Metal Mounting</p> <p>REF. NO: MODEL :</p> <p>81.96210.0244 26.281</p> <p>81.96210.0270 SL 200</p>  <p>D=Ø50 d=Ø13 h=11.5 Shore A70</p>	<p>29 14890 0863 Rubber Metal Mounting</p> <p>REF. NO: MODEL :</p> <p>81.96210.0247 SL 232</p> <p> S 2000</p>  <p>D=Ø50 d=Ø13 h=11.5 Shore A65</p>
<p>29 14890 0771 Cabin Mounting (Rear)</p> <p>REF. NO: MODEL :</p> <p>81.96210.0339 26.281</p> <p>83.96210.0500</p>  <p>D=Ø130 h=92 M 16x1.5</p>	<p>27 64992 0008 Rubber Metal Buffer</p> <p>REF. NO: MODEL :</p> <p>83.46118.0002 520</p> <p> 19.190</p> <p> 20.190</p> <p> 22.190</p>  <p>D=Ø43 d=Ø25 h=25</p>
<p>29 14890 0717 Cabin Mounting (Front)</p> <p>REF. NO: MODEL :</p> <p>81.96210.0393 26.230</p> <p>83.96210.0512 26.270</p> <p> 26.321</p> 	<p>29 14890 0718 Cabin Mounting</p> <p>REF. NO: MODEL :</p> <p>81.96210.0392 26.230</p> <p>83.96210.0515 26.270</p> <p> 26.321</p> 
<p>25 14890 0098 Cabin Mounting</p> <p>REF. NO: MODEL :</p> <p>85.96210.0012 12.153</p> 	<p>29 14890 0673 Cabin Mounting (Front)</p> <p>REF. NO: MODEL :</p> <p>81.96210.0437 19.422</p> <p> 19.293</p> <p> 19.403</p> <p> 26.293</p> <p> 41.372</p> <p> 48.372</p> <p> F 90</p> <p> F 2000</p> 

Cabin Mounting and Bushes

<p>29 14890 0009 Cabin Mounting (Rear)</p> <p>REF. NO: MODEL :</p> <p>81.96210.0001 520</p> <p>81.96210.0002 19.190</p> <p> 20.190</p> <p> 22.190</p> <p> S 2000</p>  <p>D=Ø100 h=56 M 16x1.5</p>	<p>29 14890 0600 Cabin Mounting (Front)</p> <p>REF. NO: MODEL :</p> <p>81.96210.0400 19.372</p> <p> 19.422</p> <p> 24.242</p> <p> 25.272</p> <p> 26.242</p> <p> 32.262</p> <p> 35.262</p> <p> 40.372</p> <p> 41.262</p> <p> 48.292</p>  <p>D=Ø50 d=Ø16 h=29</p>
<p>29 14890 0603 Cabin Mounting (Front)</p> <p>REF. NO: MODEL :</p> <p>81.96210.0407 19.372</p> <p>81.96210.0362 19.422</p>  <p>D=Ø60 d=Ø15 h=18</p>	<p>29 14890 0648 Cabin Mounting (Rear)</p> <p>REF. NO: MODEL :</p> <p>81.96210.0462 19.372</p> <p>81.96210.0369 19.422</p> <p> 26.230</p> <p> 26.270</p> <p> 26.321</p> <p> 33.372</p>  <p>D=Ø30 d=Ø14 h=42</p>
<p>29 14890 0670 Rubber Metal Mounting</p> <p>REF. NO: MODEL :</p> <p>81.96210.0430 19.422</p> <p> 33.372</p>  <p>M 10</p>	<p>29 14890 0860 Rubber Metal Mounting</p> <p>REF. NO: MODEL :</p> <p>81.96210.0240 26.270</p> 
<p>29 14080 0054 Rubber Metal Buffer</p> <p>REF. NO: MODEL :</p> <p>81.96020.0056 520</p> <p>81.96020.7000 19.190</p> <p> 20.190</p> <p> 22.190</p>  <p>D=Ø40 h=30 M 8x47 M 8x23 Shore A70</p>	<p>29 14890 0058 Rubber Metal Buffer</p> <p>REF. NO: MODEL :</p> <p>81.96210.0052 575</p> <p> 590</p> <p> 26.230</p> <p> 26.270</p>  <p>D=Ø40 h=30 M 8x23 Shore A55</p>

Cabin Mounting and Bushes

<p>29 14890 0495 Rubber Metal Buffer</p> <p>REF. NO: 81.96210.0615</p> <p>MODEL :</p>  <p>D=Ø40 h=30 M 8x23</p>	<p>29 14080 3009 Rubber Metal Buffer</p> <p>REF. NO: 81.96020.7001</p> <p>MODEL : 520</p>  <p>D=Ø20 h=10 M 6x18</p>
<p>29 14890 0909 Rubber Metal Buffer</p> <p>REF. NO: 81.96210.0101</p> <p>19.190 20.190 22.190 26.321 30.240 32.281 F 9019.242 NGNG 262 NLNL 202 ULUL 313</p>  <p>D=Ø50 h=40 M 10x25 Shore A55</p>	<p>29 14890 0978 Rubber Metal Buffer</p> <p>REF. NO: 81.96210.0132</p> <p>MODEL : 26.240 26.280 32.240 32.280 33.365</p>  <p>D=Ø50 h=45 M 10x25 Shore A45</p>
<p>29 14890 0900 Rubber Metal Buffer</p> <p>REF. NO: 81.96210.0100</p> <p>MODEL : 26.230 26.270</p>  <p>D=Ø50 h=45 M 10x34</p>	<p>29 14890 0983 Rubber Metal Buffer</p> <p>REF. NO: 81.96210.0127</p> <p>MODEL : 19.372 19.422 33.372</p>  <p>D=Ø50 h=30 M 10x22</p>
<p>29 14890 0957 Rubber Metal Buffer</p> <p>REF. NO: 81.96210.0153</p> <p>MODEL : 13.192 15.168 16.168 16.192 19.242 24.242 25.272 33.242 35.262 41.262</p>  <p>D=Ø50 h=30 M 10x25</p>	<p>29 14890 0490 Rubber Metal Buffer</p> <p>REF. NO: 81.96210.0610</p> <p>MODEL : 14.280 18.220</p>  <p>D=Ø50 h=30 M 10x20</p>

Cabin Mounting and Bushes

29 14890 0970 Rubber Metal Buffer

REF. NO: **81.96210.0130**
 MODEL : 19.240
 26.240



D=Ø50 h=45 M 10x34 Shore A70

29 14890 0991 Rubber Metal Buffer

REF. NO: **81.96210.0119**
 MODEL : 19.422



D=Ø50 h=30 M 10x25

29 14890 0068 Rubber Metal Buffer

REF. NO: **81.96210.0042**
 MODEL : 18.310
 24.350



D=Ø50 d=Ø30 M 10

29 14890 0084 Rubber Metal Buffer

REF. NO: **81.96210.0026**
 MODEL : SL 200
 19.281
 32.281



D=Ø40 d=Ø30 h=21 Shore A55

29 14890 0880 Rubber Metal

REF. NO: **81.96210.0220**
 MODEL : Lions City



D=Ø30 h=15 M 8x22

29 14890 0821 Rubber Metal Buffer

REF. NO: **81.96210.0289**
 MODEL : 19.372
 19.422
 26.270
 33.372



D=Ø30 h=20 M 8x23

27 48951 3009 Rubber Metal Buffer

REF. NO: **83.62159.7001**
 MODEL : 26.240
 26.281
 32.240



A=30 B=30 h=15 M 10 x 65

29 14890 0014 Rubber Metal Buffer

REF. NO: **81.96210.0096**
 MODEL : 26.281
 SR 240
 SL 200
 SL 232



D=Ø30 h=20 M 8

Cabin Mounting and Bushes

<p>29 14890 0407 Bush</p> <p>REF. NO: 81.96210.0603</p> <p>MODEL : 15.168 16.168 22.240 26.240 30.240 32.240</p>  <p>D=Ø43 d=Ø16,5 h=58</p>	<p>29 49259 4087 Cabin Mounting</p> <p>REF. NO: 81.61851.6023</p> <p>MODEL :</p>  <p>D=Ø34 d=Ø16 h=30</p>
<p>25 69395 0004 Cabin Bushing</p> <p>REF. NO: 85.41715.0006</p> <p>MODEL : TGA TGS TGX</p>  <p>D=Ø75 d=Ø17 h=22</p>	<p>29 10398 0266 Rubber Buffer</p> <p>REF. NO: 81.90712.0844 81.90713.0909</p> <p>MODEL : 29.372 19.422</p>  <p>D=Ø65 d=Ø33 h=6</p>
<p>29 14909 0472 Rubber Buffer</p> <p>REF. NO: 81.96101.0638</p> <p>MODEL : 19.372 19.422</p>  <p>D=Ø70 d=Ø32 h=4</p>	<p>25 10390 0016 Spacer Ring</p> <p>REF. NO: 85.90710.0014</p> <p>MODEL : TGA TGS TGX</p> 
<p>29 69387 0043 Bush</p> <p>REF. NO: 81.41723.0067</p> <p>MODEL : TGA</p> 	<p>25 14509 0008 Spacer Ring</p> <p>REF. NO: 85.96501.0002</p> <p>MODEL : TGA TGS TGX</p>  <p>D=Ø65 d=Ø49 h=11</p>

Cabin Mounting and Bushes

29 14507 0981 Seal

REF. NO: MODEL :
81.96503.0129 F 2000



04 74150 0590 Bearing

REF. NO: MODEL :
06.36950.0510 F 2000
 81.93430.0009 F 90



Org. Elges. Germany GE 30 UK - 2 RS

29 17670 0090 Bearing

REF. NO: MODEL :
06.36950.0510 F 2000
 81.93430.0010 F 90



Alternatively GE 30 UK - 2 RS

04 74150 0890 Bearing

REF. NO: MODEL :
06.36950.0210



04 99859 2902 Nut

REF. NO: MODEL :
06.11251.8108
 06.11251.2108



M 16 x 1.5

04 08297 5086 Bolt

REF. NO: MODEL :
06.02813.5024



10,9 h=100 M 16x1.5

04 08297 5083 Bolt

REF. NO: MODEL :
06.02813.5027



10,9 h=110 M 16x1.5

27 69387 4011 Cylinder

REF. NO: MODEL :
83.41723.6099
 81.41723.6099



Cabin Mounting and Bushes

27 69387 4987 Cylinder

REF. NO: **83.41723.6123**
81.41723.6123
MODEL : TGA 410 - 430



27 69387 4986 Cylinder

REF. NO: **83.41723.6124**
81.41723.6124
MODEL : TGA 460 - 480



27 69387 4500 Cylinder

REF. NO: **83.41723.6500**



25 69387 4081 Cylinder

REF. NO: **85.41723.6029**
85.41723.6009
81.41723.6123
MODEL :



29 69387 4034 Cylinder

REF. NO: **81.41723.6076**
81.41723.9076
MODEL :



29 49259 4087 Cabin Latch

REF. NO: **81.61851.6023**
MODEL :



29 49259 4087 Cabin Locked

REF. NO: **81.61851.6023 S1**



Cabin Mounting and Bushes

25 49259 4007 Kabin Kilidi
Cabin Latch

REF. NO: MODEL :
85.61851.6003 TGA



29 69387 4996 Hidrolik El Pompası
Hand Pump

REF. NO: MODEL :

81.41723.6114
81.41723.6026
81.41723.6059
81.41723.6103
81.41723.9059
81.41723.9114



29 69387 4002 Hidrolik El Pompası
Hand Pump

REF. NO: MODEL :
81.41723.6008
83.41723.6002



25 69387 4080 Kare Pompa
Hand Pump

REF. NO: MODEL :
85.41723.6020



29 48420 0978 Kapı İç Açma Teli Sağ - Sol
Pull Right

REF. NO: MODEL :
81.62680.0132 TGA





to fit **Man**
Cabin Air Springs



29 69388 4062
Cabin Air Spring - Front

Model	Oem Ref No	Chassis No
MAN F 2000	81.41722.6048 81.41722.6051	18.403 T 33 (FRONT - REAR) 19.293 T 20 (all) (FRONT - REAR) 19.343 T 20 (all) (FRONT - REAR) 19.344 FLL (4x2) (FRONT)



29 69388 4061
Cabin Air Spring - Rear

Model	Oem Ref No	Chassis No
MAN F 2000	81.41722.6049 81.41722.6052	19.273 T3 (all) / 19.323 T3 (all) 19.293 T3 (all) / 19.343 T3 (all) 19.293 FLL 4x2 T20 19.344 FLL 4x2 T20 35.314 VF T26 35.364 VF T26



25 69388 4002
Cabin Air Spring - Front

Model	Oem Ref No	Chassis No
MAN Tga	85.41722.6008 85.41722.6014 85.41722.6022	18.280 LL-FLS-FLLS/N 18.530 FLS-FLLS-FLLS/N 26.310 FDS-FDSL-FDSL/M 26.530 FNLS-FNNLS-FDLS/M 28.310 FNLC-FNLS 28.530 FNLC-FNLS 33.360 FDS-FDSWW-FDSL 33.510 FDS-FDLS/M 41.480 FVDS-FVDLS 41.460 FVDS-FVDLS



25 69388 4001
Cabin Air Spring - Front

Model	Oem Ref No	Chassis No
MAN Tga	85.41722.6009 85.41722.6015 85.41722.6023	18.280 LL-FLC-FLLC-FLLC/N 18.510 FLC-FLLC-FLLS/N 26.310 FDC-FDSC-FDLC/M 26.530 FDC-FDLC-FDC/M 33.360 FDC-FDCWW-FDLC/M 33.410 FD-TM-FDK-FDC



25 69388 4004
Cabin Air Spring - Rear

Model	Oem Ref No	
MAN	85.41722.6006	TGA DX RIGHT (REAR)
TRACTOR	85.41722.6012	18.280 LL-FLS-FLLS-FLLS/N
	81.41722.6057	18.530 FLS-FLLS-FLLS/N
		26.310 FDS-FDSL-FDSL/M
		26.530 FNLS-FNLS-FDSL/M
		28.310 FNLC-FNLS
		28.530 FNLC-FNLS
		33.350 FDS-WW-FDLS
		33.351 FDLS-FDLRS-M
		41.480 FVDS-FVDLS
		41.660 FVDS-FVDLS



29 69388 4052
Cabin Air Spring - Rear

Model	Oem Ref No	
MAN	81.41722.6058	TGA DX RIGHT (REAR)
TRACTOR	81.41722.6007	18.280 LL-FLS-FLLS-FLLS/N
	81.41722.6013	18.530 FC-FLC-FLLC-FLLW
	81.41722.6024	26.310 FDC-FDCL-FDLC/M
		26.530 FNLS-FNLS-FDLS/M
		28.310 FNLC-FNLS
		28.530 FNLS-FNLS
		33.350 FDS-FDS-WW-FDLS
		33.350 FDC-FDLC-FDC/M
		TG-L
		7.150 FC-FRC-FLR-FLRC
		7.180 FC-FRC-FLR-FLRC
		10.180 FC-FK-FRC-FRK
		10.240 / 12.180 / 12.240



to fit Man
Cabin Rubber &
Belows









Cabin Rubber and Bellows

<p>29 70599 0000 Pedal Cover</p> <p>REF. NO: 81.30511.0000 26.281 26.230 26.231</p>  <p>A=81 B=62 h=12</p>		<p>29 62883 0004 Pedal Cover</p> <p>REF. NO: MODEL : 81.48227.0006 18.230 19.372 19.442 26.270 33.372 S 2000 SL 232</p> 	
<p>29 14680 0786 Bellows</p> <p>REF. NO: MODEL : 81.96420.0324 19.372 19.422 26.270 33.372</p> 		<p>29 14680 0581 Bellows</p> <p>REF. NO: MODEL : 81.96420.0529 12.153</p> 	
<p>29 14680 0968 Bellows (Big)</p> <p>REF. NO: MODEL : 81.96420.0142 520 81.96420.0308 19.190 20.190 22.190 26.281</p> 		<p>22 14609 0006 Bellows</p> <p>REF. NO: MODEL : 88.96401.0004 SL 200 SR 240</p> 	
<p>Bellows</p> <p>REF. NO: MODEL : 520 19.190 20.190</p> 		<p>29 14680 0862 Bellows</p> <p>REF. NO: MODEL : 81.96420.0248 20.190 22.190 26.280 26.281</p> 	









Cabin Rubber and Bellows

<p>29 14680 0930 Bellows</p> <p>REF. NO: 81.96420.0170</p> <p>MODEL : 26.280</p>  <p>D=Ø120 h=120</p>	<p>29 14680 0954 Bellows</p> <p>REF. NO: 81.96420.0156</p> <p>MODEL : 26.281 26.321</p>  <p>D₁=Ø130 D₂=Ø120 h=100</p>
<p>29 78494 0003 Insul Material Elemente</p> <p>REF. NO: 81.32616.0007</p> <p>MODEL : 19.372 19.422 26.230 26.270 33.372</p> 	<p>29 78494 0002 Insul Material Elemente</p> <p>REF. NO: 81.32616.0008 81.32616.0004</p> <p>MODEL : 12.153</p> 
<p>29 44660 0918 Rubber Buffer</p> <p>REF. NO: 81.66440.0192</p> 	<p>29 44690 0884 Rubber Buffer</p> <p>REF. NO: 81.66410.0226</p> <p>MODEL : TGA 18.410 TGA 18.460</p> 
<p>29 13909 0000 Rubber Strain</p> <p>REF. NO: 81.97101.0000</p> <p>MODEL : 26.240 26.280 26.281</p> 	<p>29 14680 0736 Bellows</p> <p>REF. NO: 81.96420.0374 83.96420.0508</p> <p>MODEL : 19.422 19.463 26.230 26.270</p> 

Cabin Rubber and Bellows

<p>59 14909 0062 Gasket (Q Silicone)</p> <p>REF. NO: 51.96101.0048</p> <p>MODEL : 26.280 26.281 SL 200 SR 240</p> 	<p>29 02107 0049 Gasket</p> <p>REF. NO: 81.08903.0061</p> <p>MODEL : 26.281 SR 240</p>  <p>D=Ø320</p>
<p>29 02706 0026 Gasket</p> <p>REF. NO: 81.08304.0084</p> <p>MODEL : 19.463</p>  <p>D=Ø355</p>	<p>29 14909 0728 Rubber Strip</p> <p>REF. NO: 81.96101.0382</p> <p>MODEL :</p> 
<p>29 14909 0583 Rubber Strip</p> <p>REF. NO: 81.96101.0527</p> <p>MODEL : 26.270</p> 	<p>29 14909 0451 Rubber Strip</p> <p>REF. NO: 81.96101.0659 81.96101.0653</p> <p>MODEL : 19.242 19.422 24.242 26.242 32.262 33.332 35.302</p> 
<p>29 14980 0099 Edging Strip</p> <p>REF. NO: 81.96120.0011</p> <p>MODEL :</p> 	<p>29 48459 0035 Sealin Strip</p> <p>REF. NO: 81.62651.0075 81.62651.0053 81.62651.0071</p> <p>MODEL : 19.422 19.463</p> 

Cabin Rubber and Bellows

<p>29 36289 0042 Pressure Spring</p> <p>REF. NO: 81.74821.0068</p> <p>MODEL :</p>  <p>925 MM 380 N</p>	<p>29 36289 0902 Pressure Spring</p> <p>REF. NO: 81.74821.0108 81.74821.0107</p> <p>MODEL : F 90 F 2000</p>  <p>290 MM 600 N</p>
<p>29 36289 0047 Pressure Spring</p> <p>REF. NO: 81.74821.0063</p> <p>MODEL : 16.240 16.290 16.370</p>  <p>700 MM 360 N</p>	<p>29 49960 0094 Pressure Spring</p> <p>REF. NO: 81.61140.0016</p> <p>MODEL : TGA</p>  <p>685 MM 200 N</p>
<p>29 36289 0015 Pressure Spring</p> <p>REF. NO: 81.74821.0095</p> <p>MODEL : 26.270 19.422 19.423</p>  <p>720 MM 220N</p>	<p>29 49970 4500 Pressure Spring</p> <p>REF. NO: 81.61130.6500</p> <p>MODEL : 26.230</p>  <p>350 MM 220 N</p>
<p>29 36289 0961 Panjur Amortisörü Pressure Spring</p> <p>REF. NO: 81.74821.0149</p> <p>MODEL : TGA 460</p>  <p>50 N</p>	<p>29 36289 0071 Panjur Amortisörü Pressure Spring</p> <p>REF. NO: 81.74821.0039</p> <p>MODEL : TGA 460</p>  <p>350 N</p>

Cabin Rubber and Bellows

29 13004 0090 Pressure Spring

REF. NO: MODEL :
81.97006.0010 TGA



186-69-50N

29 13004 0080 Pressure Spring

REF. NO: MODEL :
81.97006.0020 TGA
 TGX



484-198-50N

29 18100 4931 Pressure Spring

REF. NO: MODEL :
81.92900.6179



147-37-350N

29 36289 0069 Pressure Spring

REF. NO: MODEL :
81.74821.0041



425-170-200N

29 36289 0906 Pressure Spring

REF. NO: MODEL :
81.74821.0104



315-125-250N

29 36289 0062 Pressure Spring

REF. NO: MODEL :
81.74821.0048



920-410-360N

29 36289 0969 Pressure Spring

REF. NO: MODEL :
81.74821.0141
81.97006.0016



275-104-400N

29 13004 0009 Pressure Spring

REF. NO: MODEL :
81.97006.0001
81.74821.0148



315-120-120N

Cabin Rubber and Bellows

29 36289 0979 Pressure Spring

REF. NO: MODEL :
81.74821.0131



650-325-250N

29 36289 0901 Pressure Spring

REF. NO: MODEL :
81.74821.0109



580-323-260N

29 13004 0008 Pressure Spring

REF. NO: MODEL :
81.97006.0002



685-300-180N

29 13004 0007 Pressure Spring

REF. NO: MODEL :
81.97006.0003



785-350-150N




to fit **Man**
Chassis

Chassis, Axle, Spring and Steering Groups


29 14890 0556 Spring Mounting (Right)
 MODEL :
 REF. NO: **81.96210.0554**
 TGA
 TGX
 TGM




29 14890 0555 Spring Mounting (Left)
 MODEL :
 REF. NO: **81.96210.0555**
 TGA



29 14890 0556 Repair Kit For Spring (Right)
 MODEL :
 REF. NO: **1. 81.96210.0554** TGA
2. 06.01494.4935 TGX
3. 06.01494.4933 TGM



29 14890 0555 Repair Kit For Spring (Left)
 MODEL :
 REF. NO: **1. 81.96210.0555**
2. 06.01494.4935
3. 06.01494.4933



29 14890 5088 Spring Mounting
 MODEL :
 REF. NO: **81.96210.5022**
 F 2000
 F 90



29 69609 0055 Spring Mounting
 MODEL :
 REF. NO: **81.41401.0055**
 TGA Series
 TGX Series
 TGS Series



04 09616 6175 Spring Bolt
 MODEL :
 REF. NO: **06.01494.4935**



M 20x2 h=260

04 09616 6177 Spring Bolt
 MODEL :
 REF. NO: **06.01494.4933**



M 20x2 h=240

04 09617 6178 Spring Bolt
 MODEL :
 REF. NO: **06.01493.4932**



M 20x2 h=230

Chassis, Axle, Spring and Steering Groups

29 67603 0978 Spring Mounting

REF. NO: **81.43407.0132**
 MODEL : TGA Series
 TGX Series
 TGS Series



A=127 B=110 H=35

29 14890 0684 Stabilizer Bush

REF. NO: **81.96210.0426**
 MODEL : E Series
 F Series
 T Series
 X Series



D=Ø38 d=Ø13 h=44

29 14080 4002 Spring Mounting

REF. NO: **81.96020.6008**
 81.96020.0266
 83.96020.0501
 83.96020.6501
 MODEL : 19.422
 33.372



D=Ø100 h=130

29 14080 0901 Spring Mounting

REF. NO: **81.96020.0109**
 81.96020.0093
 81.96020.0347
 MODEL : 26.240



D=Ø135 h=235

29 14080 0019 Hollow Rubber Spring

REF. NO: **81.96020.0091**
 MODEL : SL 200
 SR 240



29 14080 4004 Spring Mounting

REF. NO: **81.96020.6006**
 81.96020.0172
 81.96020.0136
 81.96020.0110
 MODEL : 19.190
 19.372
 19.472
 26.281



D=Ø96 d=Ø19 h=96

29 14080 0924 Rubber Buffer

REF. NO: **81.96020.0186**
 MODEL : 19.422
 52.232



D=Ø110 d=Ø30 h=45

29 14890 0631 Rubber Metal Buffer

REF. NO: **81.96210.0479**
 MODEL : S 2000



D=Ø123 h=45

Chassis, Axle, Spring and Steering Groups

29 67603 0901 Spring Mounting

REF. NO:
81.43407.0109 19.422
 83.43407.0509 26.281



A=110 B=84 h=13

29 67600 4626 Spring Mounting

REF. NO: MODEL :
81.43400.6484 TGA Series
 TGX Series
 TGS Series



A=80 B=105 h=13

29 67603 0908 Spring Mounting

REF. NO: MODEL :
81.43407.0102 E 50
 T 01
 T 04
 T 31
 X 51



A=100 B=140 h=17.5

29 14909 0415 Spring Mounting

REF. NO: MODEL :
81.96101.0695 E 40
 F 08
 F 28
 L 95
 T 09
 T 45



A=120 B=85 h=19 M10x37

25 67603 0006 Spring Mounting

REF. NO: MODEL :
85.43407.0004 N Series



A=90 B=70 h=12

25 67603 0007 Spring Mounting

REF. NO: MODEL :
85.43407.0003 N Series



A=90 B=66 h=12

74 33160 8081 Cover

REF. NO:
36.77940.2029



L=36 h=63

29 14890 0731 Spring Mounting

REF. NO: MODEL :
81.96210.0379 33.372



Chassis, Axle, Spring and Steering Groups

29 14080 0824 Stabilizer Bush

REF. NO:
81.96020.0286 12.153
G 90



D=Ø37.5 d=Ø14 h=51

29 14080 0850 Spring Eye Bushing

REF. NO: MODEL :
81.96020.0250 M 2000
81.96020.0231 G 6.90
81.96020.0252 G 8.136
G 10.136
G 90
L 2000
12.153



D=Ø50 d=Ø16 h=95

29 14890 0816 Rubber Bush

REF. NO: MODEL :
81.96210.0294 G 90
N 90



29 67306 0057 Rubber Bush

REF. NO: MODEL :
81.43704.0053 G 90



D=Ø57 d=Ø36 h=65

29 67306 0072 Rubber Bush

REF. NO: MODEL :
81.43704.0038 G 90



D=Ø55 d=Ø40 h=52

29 67306 0058 Rubber Bush

REF. NO: MODEL :
81.43704.0052



D=Ø56 d=Ø32 h=51

74 14890 0003 Silent Block

REF. NO: MODEL :
36.96210.0007



D=Ø78 d=Ø30 h=78

74 14890 0004 Silent Block

REF. NO: MODEL :
36.96210.0006 Skyliner



D=Ø64 d=Ø19 B=86 Ax=124

Chassis, Axle, Spring and Steering Groups

29 14890 0663 Ball Joint

REF. NO: MODEL :
81.96210.0447 S 2000



D=Ø94 d=Ø19 Ax=130

29 67475 0007 Stabilizer Bush

REF. NO: MODEL :
81.43635.0003 TGA
 TGX
 TGS



D=Ø73 d=Ø19 Ax=100

29 67880 4933S Stabilizer Bush

REF. NO: MODEL :
81.43220.6177 S S 2000



D=Ø67 h=83

29 67880 4933S Stabilizer Bush

REF. NO: MODEL :
81.43220.6177 S S 2000



D=Ø67 d=Ø15 Ax=80

29 67839 0032 Stabilizer Bush

REF. NO: MODEL :
81.43271.0078 16.281
 81.43271.0032 19.281
 19.321



D=Ø75 d=Ø19 Ax=130

29 67839 0028 Stabilizer Bush

REF. NO: MODEL :
81.43271.0082 F90 Series
 81.43271.0027



D=Ø65 d=Ø21 Ax=125

29 67839 0083 Stabilizer Bush

REF. NO: MODEL :
81.43271.0027 F90 Series
 81.43271.0082



D=Ø65 d=Ø21 Ax=125

29 67839 0082 Stabilizer Bush

REF. NO: MODEL :
81.43271.0028 M90 Series
 81.43271.0087



D=Ø65 d=Ø19 Ax=130

Chassis, Axle, Spring and Steering Groups

<p>29 67839 0023 Stabilizer Bush</p> <p>REF. NO: 81.43271.0087 81.43271.0028</p> <p>MODEL : M90 Series</p>  <p>D=Ø65 d=Ø19 Ax=130</p>	<p>29 67839 0020 Stabilizer Bush</p> <p>REF. NO: 81.43271.0080</p> <p>MODEL : F 90</p>  <p>D=Ø65 d=Ø15 Ax=100</p>
<p>29 67839 0027 Stabilizer Bush</p> <p>REF. NO: 81.43271.0083 81.43271.0046 81.43271.0079</p> <p>MODEL : 33.372 26.242 35.262 41.262</p>  <p>D=Ø75 d=Ø21 Ax=125</p>	<p>29 11946 2266 Stabilizer Bush</p> <p>REF. NO: 81.99164.8844</p> <p>MODEL : M 2000 Series M 90 Series</p>  <p>D=Ø45 d=Ø19 Ax=100</p>
<p>29 14890 0401 Rubber Metal Bush</p> <p>REF. NO: 81.96210.0609</p> <p>MODEL :</p>  <p>D=Ø53 d=Ø17 Ax=88</p>	<p>29 14890 0658 Stabilizer Bush</p> <p>REF. NO: 81.96210.0452</p> <p>MODEL : S 2000</p>  <p>D=Ø47 d=Ø19 Ax=99</p>
<p>29 14890 0599 Stabilizer Bush</p> <p>REF. NO: 81.96210.0511</p> <p>MODEL : 19.422</p>  <p>D=Ø47 d=Ø21 Ax=101</p>	<p>29 14890 0886 Silent Block</p> <p>REF. NO: 81.96210.0224</p> <p>MODEL : SG 220</p>  <p>D=Ø84 d=Ø40 h=160</p>

Chassis, Axle, Spring and Steering Groups

29 67839 0025 Silent Block

REF. NO: MODEL :
81.43271.0085
 81.43271.0035



D=Ø76 L=194 M 14 x 1.5

29 67794 0083 Bush

REF. NO: MODEL :
81.43316.0027 S 2000



D=Ø83.5 d=Ø56 h=174

29 67839 0081 Stabilizer Bush

REF. NO: MODEL :
81.43271.0029 16.280
 81.43271.0008 19.280
 26.230
 26.280



D=Ø45 d=Ø16 h=42

29 67388 0088 Stabilizer Bush

REF. NO: MODEL :
81.43722.0022 19.372 G 90
 19.422
 22.360
 33.372
 24.242
 25.272
 26.242
 32.262
 35.262
 41.262



D=Ø45 d=Ø16 h=47

29 67839 0088 Stabilizer Bush

REF. NO: MODEL :
81.43271.0022
 81.43271.0011
 81.43271.0021



D=Ø55 d=Ø18 h=55

29 67388 0091 Stabilizer Bush

REF. NO: MODEL :
81.43722.0019 19.422
 81.43722.6051 24.462
 33.272



D=Ø75 d=Ø22 h=62

29 67388 0089 Stabilizer Bush

REF. NO: MODEL :
81.43722.0021 19.422
 24.462



D=Ø65 d=Ø22 h=62

25 67388 0003 Rubber Metal Bush

REF. NO:
85.43722.0007



D=Ø42.5 d=Ø14 h=35

Chassis, Axle, Spring and Steering Groups

<p>29 67388 0071 Stabilizer Bush</p> <p>REF. NO: 81.43722.0039</p> <p>MODEL : 19.422 19.423 33.423</p>  <p>D=Ø67 d=Ø22 h=62</p>	<p>29 67388 0025 Rubber Metal Bush</p> <p>REF. NO: 81.43722.0085</p> <p>MODEL :</p>  <p>D=Ø96 d=Ø24 h=95</p>
<p>29 67388 0063 Stabilizer Bush</p> <p>REF. NO: 81.43722.0047</p> <p>MODEL : 19.422</p>  <p>D=Ø64 d=Ø24 h=44</p>	<p>29 67388 0047 Stabilizer Bush</p> <p>REF. NO: 81.43722.0063</p> <p>MODEL : 19.422 19.423 33.423</p>  <p>D=Ø68 d=Ø22 h=62</p>
<p>29 14890 0650 Stabilizer Bush</p> <p>REF. NO: 81.96210.0450</p> <p>MODEL : 22.360 24.242 25.242 26.242 32.262 33.372 35.262 41.262 G 90 S 2000</p>  <p>D=Ø47 d=Ø16 h=47</p>	<p>29 14890 0492 Stabilizer Bush</p> <p>REF. NO: 81.96210.0618</p>  <p>D=Ø47 d=Ø18 h=47</p>
<p>25 14890 0089 Stabilizer Bush</p> <p>REF. NO: 85.96210.0021</p> <p>MODEL : 12.153</p>  <p>D=Ø53 d=Ø16 h=58</p>	<p>29 67388 0051 Stabilizer Bush</p> <p>REF. NO: 81.43722.0059</p> <p>MODEL : S 2000 Fortuna</p>  <p>D=Ø50 d=Ø16 h=47</p>

Chassis, Axle, Spring and Steering Groups

25 14890 0091 Stabilizer Bush

REF. NO: MODEL :
85.96210.0019 12.153



D=Ø60 d=Ø16 h=80

29 67392 4285 Stabilizer Rod

REF. NO:
81.43718.6825



L=390

29 67392 4289 Stabilizer Rod

REF. NO: MODEL :
81.43718.6821



L=390

29 67392 4287 Stabilizer Rod

REF. NO:
81.43718.6823



L=430

25 67392 4096 Stabilizer Rod Right

REF. NO:
85.43718.6014



L=345

25 67392 4095 Stabilizer Rod Left

REF. NO:
85.43718.6015



L=345

29 67839 0077 Bush

REF. NO: MODEL :
81.43271.0033 SL 200
 SR 240
 RH 353
 RH 403
 FRH 422
 SG 220
 SG 240
 SG 242
 SG 312
 SL 202
 SÜ 240



D=Ø75 d=Ø55 h=83

29 67794 0089 Bush

REF. NO: MODEL :
81.43316.0021 SL 200
 SG 220
 SG 240
 SL 202
 SÜ 240



D=Ø74.5 d=Ø55 h=84.5

Chassis, Axle, Spring and Steering Groups

<p>29 66806 0089 Bush</p> <p>REF. NO: 81.44204.0021 SG 220 81.44204.0020 S 2000</p>  <p>D=Ø68 d=Ø58 h=80</p>	<p>29 67839 0036 Bush</p> <p>REF. NO: MODEL : 81.43271.0074 SL 200 81.43271.0056 SR 240 SG 220 SG 240 SG 242 SÜ 240</p>  <p>D=Ø68 d=Ø42 h=69</p>	
<p>29 14890 0502 Rubber Mounting</p> <p>REF. NO: MODEL : 81.96210.0508 TGA 81.96210.0507 TGX TGS</p>  <p>D=Ø201 d=Ø120 L=99</p>	<p>29 67306 0053 Stabilizer Bush (Half)</p> <p>REF. NO: MODEL : 81.43704.0057 19.422 33.372 S 2000 F 9024.242 F 9025.272 F 9026.242 F 9032.262 F 9033.242 F 9035.262 F 9040.372</p>  <p>D=Ø67 d=Ø44 h=60</p>	
<p>29 67306 0049 Stabilizer Bush (Half)</p> <p>REF. NO: MODEL : 81.43704.0061 19.422 19.463 F 9024.462 F 9033.272</p>  <p>D=Ø78 d=Ø60 h=60</p>	<p>29 67839 0029 Stabilizer Bush (Half)</p> <p>REF. NO: MODEL : 81.43271.0081 19.372 24.242 25.272 26.242 32.262 33.242 35.262 40.372 41.262</p>  <p>D=Ø93 d=Ø56 h=70</p>	
<p>29 67306 0065 Stabilizer Bush (Half)</p> <p>REF. NO: 81.43704.0045 81.43704.0028</p> <p>MODEL : 19.422</p>  <p>D=Ø87 d=Ø55 h=80</p>	<p>29 67306 0040 Stabilizer Bush (Half)</p> <p>REF. NO: 81.43704.0060</p> <p>MODEL : 19.422</p>  <p>D=Ø77 d=Ø55 h=60</p>	<p>29 67306 0066 Stabilizer Bush (Half)</p> <p>MODEL : REF. NO: 81.43704.0044 81.43704.0042</p>  <p>D=Ø82 d=Ø55 h=70</p>

Chassis, Axle, Spring and Steering Groups

<p>25 14890 0002 Pur Mounting Repair Kit</p> <p>REF. NO: 85.96210.0008 85.96210.0009</p> <p>MODEL : L Series</p>  <p>D=Ø95 h=Ø30 D=Ø95 h=Ø20</p>	<p>29 67306 0085 Stabilizer Bush</p> <p>REF. NO: 81.43704.0025</p> <p>MODEL : 19.422</p>  <p>D=Ø80 d=Ø55 h=80</p>
<p>29 67306 0081 Stabilizer Bush</p> <p>REF. NO: 81.43704.0029</p> <p>MODEL : G 90 L 2000 M 2000</p>  <p>D=Ø71 d=Ø46 h=80</p>	<p>29 67306 0084 Stabilizer Bush</p> <p>REF. NO: 81.43704.0026</p> <p>MODEL :</p>  <p>D=Ø66 d=Ø39 h=75</p>
<p>29 67306 0078 Stabilizer Bush</p> <p>REF. NO: 81.43704.0032</p> <p>MODEL : F 90 33.272</p>  <p>D=Ø85 d=Ø60 h=80</p>	<p>29 14680 0883 Dust Cover</p> <p>REF. NO: 81.96420.0227</p> <p>MODEL :</p> 
<p>29 14890 0595 Pu Mounting</p> <p>REF. NO: 81.96210.0515 81.96210.0482</p> <p>MODEL :</p> 	<p>29 14890 0574 Pu Mounting</p> <p>REF. NO: 81.96210.0536</p> <p>MODEL : 30.364 32.310 33.464</p>  <p>D=Ø50 h=36 M 10x30</p>

Chassis, Axle, Spring and Steering Groups

29 14890 0560 Pur Mounting

REF. NO: **81.96210.0540**
81.96210.0539
MODEL : TGA Series
TGS Series



D=Ø100 h=85

25 14080 0006 Pur Mounting

REF. NO: **85.96020.0004**
MODEL : TGA Series
TGS Series
TGX Series



D=Ø53 d=Ø22 h=42

29 14890 0558 Pur Mounting

REF. NO: **81.96210.0552**
MODEL : TGA Series
TGS Series
TGX Series



D₁=Ø100 D₂=Ø120 d=Ø15 h=85 M 12x1.5

25 14890 0085 Pur Mounting

REF. NO: **85.96210.0025**
MODEL : TGL Series



D=Ø68 d=Ø17 h=72

25 67388 0090 Spring Eye Bushing

REF. NO: **85.43722.0010**
85.43722.0008
MODEL :



D=Ø60,5 d=Ø18 h=86

29 67388 0059 Spring Eye Bushing

REF. NO: **81.43722.0051**
MODEL : 12.153



D=Ø57 d=Ø20 h=84

29 67388 0040 Spring Eye Bushing

REF. NO: **81.43722.0060**
MODEL : L Series
M Series



D=Ø57 d=Ø20 h=84

25 67388 0001 Spring Eye Bushing

REF. NO: **85.43722.0009**
MODEL : TGA Series
TGL Series



D=Ø57 d=Ø18 h=86

Chassis, Axle, Spring and Steering Groups

25 67388 0099 Spring Eye Bushing

REF. NO: MODEL :
85.43722.0011 TGM



D=Ø57 d=Ø20 h=86

29 67388 0018 Spring Eye Bushing

REF. NO: MODEL :
81.43722.0092 TGM



D=Ø62 d=Ø20 h=95

29 67388 0019 Spring Eye Bushing

REF. NO: MODEL :
81.43722.0091 TGA Series
 TGX Series
 TGS Series



D=Ø62 d=Ø24 h=95

29 67388 0030 Spring Eye Bushing

REF. NO: MODEL :
81.43722.0070 TGA 410
 TGA 460



D=Ø65 d=Ø24 h=95

29 67388 0023 Spring Eye Bushing

REF. NO: MODEL :
81.43722.0087 TGA Series
 TGX Series
 TGS Series



D=Ø65 d=Ø24 h=100

29 67388 0066 Spring Eye Bushing

REF. NO: MODEL :
81.43722.0044
 81.43722.0061
 83.43722.0001



D=Ø70 d=Ø24 h=95

29 67388 0048 Spring Eye Bushing

REF. NO: MODEL :
81.43722.0062 E 50
 T 01
 T 32
 X 51



D=Ø70 d=Ø24 h=105

29 67306 0036 Stabilizer Bush (Kit)

REF. NO: MODEL :
81.43704.0074 19.464



D=Ø64 d=Ø45 h=51

Chassis, Axle, Spring and Steering Groups

29 67306 0031 Stabilizer Bush (Kit)

REF. NO: MODEL :
81.43704.0079 TGA



D=Ø76 d=Ø43 h=50

29 67306 0032 Stabilizer Bush (Kit)

REF. NO: MODEL :
81.43704.0078 Lions
 TGA Series
 TGM Series
 TGS Series



D=Ø76 d=Ø46 h=50

29 67306 0033 Stabilizer Bush (Kit)

REF. NO: MODEL :
81.43704.0077



D=Ø76 d=Ø52 h=50

29 67388 0060 Stabilizer Bush (Kit)

REF. NO: MODEL :
81.43722.0040 33.372
 F 2000
 F 90
 M 2000
 TGA



D=Ø82 d=Ø55 h=70

29 67388 0042 Stabilizer Bush (Kit)

REF. NO: MODEL :
81.43722.0068 S 2000



D=Ø84 d=Ø50 h=72

29 67388 0027 Stabilizer Bush (Kit)

REF. NO: MODEL :
81.43722.0083 TGA Series
 TGS Series
 TGX Series



D=Ø88 d=Ø60 h=60

29 67388 0058 Stabilizer Bushing

REF. NO: MODEL :
81.43722.0052 L Series
 M Series



D=Ø56 d=Ø34 h=60

29 67388 0057 Stabilizer Bushing

REF. NO: MODEL :
81.43722.0053 12.153






D=Ø56 d=Ø39 h=60

Chassis, Axle, Spring and Steering Groups

<p>25 67306 0005 Stabilizer Bush</p> <p>REF. NO: 85.43704.0005</p> 	<p>29 67306 0016 Stabilizer Rubber</p> <p>REF. NO: MODEL : 81.43704.0094 620 621 2622 MK 1726 NG 1633 NG 2028 NG 2633 NG 3535</p>  <p>D=Ø55 d=Ø35 h=51</p>
<p>25 67306 0008 Stabilizer Rubber</p> <p>REF. NO: 85.43704.0002 TLG 8 TLG 12</p>  <p>D=Ø55 d=Ø32 h=46</p>	<p>25 67306 0006 Stabilizer Rubber</p> <p>REF. NO: MODEL : 85.43704.0004</p>  <p>D=Ø52 d=Ø38 h=46</p>
<p>29 14890 0832 Rubber Bushing</p> <p>REF. NO: MODEL : 81.96210.0278 G 90</p>  <p>D=Ø27 h=50.5</p>	<p>29 14890 0047 Rubber Metal Buffer</p> <p>REF. NO: MODEL : 81.96210.0063 520 19.190 20.190 22.190</p>  <p>D=Ø34.5 d=Ø16 h=43</p>
<p>29 67839 0072 Bearing Cup</p> <p>REF. NO: 81.43271.0038 SR 240 81.43271.0086 SR 280</p>  <p>D=Ø110 d=Ø40 h=23</p>	<p>29 67839 0060 Bearing Cup</p> <p>REF. NO: MODEL : 81.43271.0040 SL 200</p>  <p>D=Ø100 d=Ø40 h=14</p>

Chassis, Axle, Spring and Steering Groups

<p>Rubber Buffer (For Shock Absorber)</p> <p>REF. NO: MODEL :</p> <p> 26.230</p>  <p>D=Ø43 d=Ø22 h=25</p>		<p>29 67304 0002 Rubber Buffer (For Shock Absorber)</p> <p>REF. NO: MODEL :</p> <p>81.43706.0008 19.190</p>  <p>D=Ø42.5 d=Ø24 h=36</p>	
<p>29 69609 0074 Rubber Metal Plate</p> <p>REF. NO: MODEL :</p> <p>81.41401.0036 26.281</p> <p> 26.321</p> 		<p>29 14890 0608 Rubber Metal Mounting (Rear)</p> <p>REF. NO: MODEL :</p> <p>81.96210.0402 19.422</p>  <p>M 12x1.5</p>	
<p>29 14890 0749 Rubber Metal Plate</p> <p>REF. NO: MODEL :</p> <p>81.96210.0361 19.372</p> <p>81.96210.0194 26.270</p> 		<p>27 14080 0002 Rubber Buffer</p> <p>REF. NO: MODEL :</p> <p>83.96020.0008 SL 222</p> <p> SL 232</p>  <p>A=135 B=110 h=50</p>	
<p>29 69750 0001 Leaf Spring Bearing</p> <p>REF. NO: MODEL :</p> <p>81.41350.0009 26.281</p> <p> 33.321</p> 		<p>29 69750 0092 Leaf Spring Bearing</p> <p>REF. NO: MODEL :</p> <p>81.41350.0018 33.372</p> <p> F 2000</p> <p> F 90</p> 	

Chassis, Axle, Spring and Steering Groups

29 69750 0093 Leaf Spring Bearing

REF. NO: **81.41350.0017** TGA



29 75609 0021 Metal Pin

REF. NO: **81.35401.0089** MODEL : 33.372



29 69758 0001 Cover For Leaf Spring

REF. NO: **81.41352.0009** MODEL : 33.372



29 69758 0008 Cover For Leaf Spring

REF. NO: **81.41352.0002** MODEL : 26.281
26.321



29 19390 0985 Washer For Leaf Spring

REF. NO: **81.91710.0125** MODEL : 26.281
26.321



29 10390 0053 Thrust Washer

REF. NO: **81.90710.0057** MODEL : 26.281
26.321



29 69755 0009 Nut

REF. NO: **81.41355.0001** MODEL : 26.281
26.321













29 75609 0051 Metal Pin

REF. NO: **81.35401.0059** MODEL : 26.281



Chassis, Axle, Spring and Steering Groups

<p>29 78606 0008 Release Lever Block</p> <p>REF. NO: 81.32404.0002</p> <p>MODEL : 19.423</p> 	<p>29 70540 4091 Clutch Lever (Repair Kit)</p> <p>REF. NO: 81.30560.6019</p> 	
<p>29 70540 0050 Clutch Lever</p> <p>REF. NO: 81.30560.0050</p> <p>MODEL : 26.281 26.321</p> 	<p>29 70540 0069 Clutch Lever</p> <p>REF. NO: 81.30560.0041</p> <p>MODEL : SL 200 SR 240</p> 	
<p>29 70540 0049 Clutch Lever</p> <p>REF. NO: 81.30560.0061</p> <p>MODEL : 26.270 32.270</p> 	<p>29 70540 0055 Leaf Spring Bearing</p> <p>REF. NO: 81.30560.0055</p> <p>MODEL : 19.422 26.270 32.270</p> 	<p>29 78699 0003 Clutch Lever</p> <p>REF. NO: 81.32411.0007</p> <p>MODEL : 19.422</p> 
<p>29 78699 0003S Clutch Lever</p> <p>REF. NO: 81.32411.0007 S 1- 81.32411.0007 2- 81.30560.0055 3- 81.30560.6019</p> <p>MODEL : 19.422</p> 	<p>29 15708 0066 Tie Rod End</p> <p>REF. NO: 81.95302.0044</p> <p>MODEL : 26.281 26.321</p> 	<p>29 70540 0047 Clutch Lever</p> <p>REF. NO: 81.30560.0063 81.30560.0057 81.30560.0056</p> <p>MODEL : SL 232</p>  <p>A=260 B=123 d=Ø25</p>

Chassis, Axle, Spring and Steering Groups

29 75996 0901 Bell Hub
 REF. NO: **81.35114.0109**
 MODEL :

$h_1 = 272 \text{ mm.}$
 $h_2 = 250 \text{ mm.}$

29 75996 4035 Bell Hub
 REF. NO: **81.35114.6075**
 MODEL :

$h_1 = 262 \text{ mm.}$
 $h_2 = 240 \text{ mm.}$

29 75996 0975 Bell Hub
 REF. NO: **81.35114.0135**
 MODEL : TGA

$h_1 = 250 \text{ mm.}$
 $h_2 = 228 \text{ mm.}$

29 75996 0951 Bell Hub
 REF. NO: **81.35114.0159**
 MODEL : TGA

$h_1 = 285 \text{ mm.}$
 $h_2 = 265 \text{ mm.}$

29 75996 0976 Planet Carrier
 REF. NO: **81.35114.0134**
 MODEL : TGA

$h = 77 \text{ mm.}$

29 75998 4005 Planet Gear
 REF. NO: **81.35112.6005**

$Q 45 \times 75 \times 31 \times 34 \text{ mm.}$

29 75900 4495 Axle Introduction
 REF. NO: **81.35100.6615**
81.35100.6618
 MODEL :

29 75903 4090 Axle Introduction Repair Kit
 REF. NO: **81.35107.6010**
 MODEL :

Chassis, Axle, Spring and Steering Groups

29 65900 4781 Axle Introduction Small Bushing (Steel)

REF. NO: **81.45100.6329** MODEL : 26.281



29 75905 4070 Differential Case / Small Bushing (Steel)

REF. NO: **81.35105.6030** MODEL : 26.281
81.35105.6035
81.35100.6088



29 75903 4009 Repair Kit Differential / Small Bushing

REF. NO: **81.35107.6001** MODEL : 26.281



29 75903 0080 Differential Spider Bushing

REF. NO: **81.35107.0020** MODEL : 26.281



29 75902 0061 Differential Pinion

REF. NO: **81.35108.0049** MODEL : 26.281



29 10309 0383 Washer / Differential Small Bushing

REF. NO: **81.90701.0727** MODEL : 26.281



29 75904 0082 Side Gear / Differential Small Bushing

REF. NO: **81.35106.0028** MODEL : 26.281



29 75497 0084 Thrust Washer / Differential Small Bushing

REF. NO: **81.35613.0026** MODEL : 26.281



Chassis, Axle, Spring and Steering Groups

29 75903 4075 Differential Gear

REF. NO: **81.35107.6035** MODEL : TGA



29 75903 4075 Differential Case

REF. NO: **81.35107.6035 S2** MODEL : TGA



29 75905 0037 Oil Collector

REF. NO: **81.35105.0073** MODEL : TGA



29 75903 4075 Big Differential Repair Kit / Screw

REF. NO: **81.35107.6035 S1** MODEL : TGA




29 75903 4067 Differential Repair Kit

REF. NO: **81.35107.6043** MODEL : TGA
81.35107.6026



29 75903 0078 Differential Spider

REF. NO: **81.35107.0032** MODEL : TGA



29 75902 0032 Differential Pinion

REF. NO: **81.35108.0078** MODEL : TGA



29 10396 0862 Washer

REF. NO: **81.90714.0248** MODEL : TGA



Chassis, Axle, Spring and Steering Groups

29 75904 0055 Side Gear

REF. NO: MODEL :
81.35106.0055 TGA



29 75497 0050 Thrust Washer

REF. NO: MODEL :
81.35613.0050 TGA



29 75903 4080 Differential Repair Kit

REF. NO: MODEL :
81.35107.6020 19.422



29 75903 0085 Differential Spider

REF. NO: MODEL :
81.35107.0025 19.422



29 75902 0040 Differential Pinion

REF. NO: MODEL :
81.35108.0060 19.422



29 10390 0179 Washer

REF. NO: MODEL :
81.90710.0931 19.422



29 75904 0073 Side Gear

REF. NO: MODEL :
81.35106.0037 19.422



29 75497 0060 Thrust Washer

REF. NO: MODEL :
81.35613.0040 19.422



Chassis, Axle, Spring and Steering Groups

29 75900 4749 Differential Case Big Bushing

REF. NO: **81.35100.6361**
MODEL :



29 75903 4002 Repair Kit / Differential Big Bushing

REF. NO: **81.35107.6008**
81.35107.6007
MODEL :



29 75900 4783 Full Differential Case Differential Big Bushing

REF. NO: **81.35100.6327**
MODEL :



29 75997 0088 Sun Gear

REF. NO: **81.35113.0022**
MODEL : SL 200



Z=23 i=3.48

29 75900 4517 Big Differential Case

REF. NO: **81.35100.6593**
MODEL :



29 75900 4023 Small Differential Case

REF. NO: **81.35100.6087** 26.281
81.35100.6588 26.321



29 75900 4023S Full Small Differential Gear

REF. NO: **81.35100.6087 S**
MODEL : 26.281
26.321



29 75402 0086 Differential Spider

REF. NO: **81.35608.0024**
MODEL :



Chassis, Axle, Spring and Steering Groups

29 75902 0002 Differential Pinion

REF. NO: **81.35108.0008** MODEL :



29 10309 0388 Washer

REF. NO: **81.90701.0722** MODEL :



29 75492 0007 Side Gear

REF. NO: **81.35618.0003** MODEL :



29 75806 0076 Thrust Washer

REF. NO: **81.35204.0034** MODEL :



2.60 mm.

29 17080 0431 Bushing

REF. NO: **81.93020.0679** MODEL :



29 75402 5009 Differential Spider

REF. NO: **81.35608.5001** MODEL :



29 75401 0004 Differential Pinion

REF. NO: **81.35609.0006** MODEL :



29 10309 0389 Washer

REF. NO: **81.90701.0721** MODEL :



Chassis, Axle, Spring and Steering Groups

29 75493 0009 Side Gear

REF. NO: MODEL :
81.35617.0001



29 17080 0432 Bushing

REF. NO:
81.93020.0678



29 75806 0790 Thrust Washer

REF. NO: MODEL :
81.35204.0310



29 17080 0541 Bushing

REF. NO: MODEL :
81.93020.0569



29 75985 0004 Screw Collar

REF. NO: MODEL :
81.35125.0006



29 75985 0006 Screw Collar

REF. NO:
81.35125.0004



29 75985 0007 Screw Collar

REF. NO: MODEL :
81.35125.0003



29 75985 0098 Screw Collar

REF. NO: MODEL :
81.35125.0012



Chassis, Axle, Spring and Steering Groups

29 75985 0062 Screw Collar

REF. NO: **81.35125.0048** MODEL : TGA



29 75709 4047 Axle Hausing / Differential Small / Front

REF. NO: **81.35301.6063**



29 75709 4046 Axle Hausing / Differential Small / Rear

REF. NO: **81.35301.6064** MODEL :



29 75390 0066 Thrust Ring

REF. NO: **81.35710.0044** MODEL : 26.321



115x145 mm.

29 75390 0043 Thrust Ring

REF. NO: **81.35710.0067** MODEL : 19.422



135x145 mm.

29 10399 0460 Thrust Washer

REF. NO: **81.90711.0640**



04 08291 0008 Screw


REF. NO: **06.02819.0002** MODEL :



12x1x28 mm.

29 10090 0043 Screw

REF. NO: **81.90010.0067** MODEL :



14x1,5x80 mm.

Chassis, Axle, Spring and Steering Groups

04 09376 6739 Screw / Big Differential

REF. NO: **06.01734.4371**
MODEL :



12x1,5x80 mm.

29 10605 0921 Screw

REF. NO: **81.90405.0189**
MODEL :



12x1,5x70 mm.

04 08808 0898 Screw

REF. NO: **06.02202.0212**
MODEL :



10x1,5x70 mm.

04 08291 0006 Screw / Big Differential

REF. NO: **06.02819.0004**
MODEL : 26.231



14x1,5x95 mm.

29 75960 0097 Hub

REF. NO: **81.35140.0013**
MODEL : TGA



29 75985 0087 Screw Coller

REF. NO: **81.35125.0023**



29 75905 0048 Differential Case

REF. NO: **81.35105.0062**
MODEL : TGA



29 75905 0047 Differentiel Cover

REF. NO: **81.35105.0063**
MODEL : TGA



Chassis, Axle, Spring and Steering Groups

<p>29 75905 0040 Differential Case</p> <p>REF. NO: 81.35105.0060 MODEL : TGA</p> 	<p>29 75905 0049 Differential Cover</p> <p>REF. NO: 81.35105.0061 MODEL : TGA</p> 
<p>04 08294 7694 Screw</p> <p>REF. NO: 06.02816.3416 MODEL :</p>  <p>18x1,5x55 mm.</p>	<p>29 75905 0048S Differential Case / Full</p> <p>REF. NO: 81.35105.0062 S 1- 81.35105.0062 2- 81.35105.0063 3- 81.35105.6026</p> 
<p>29 75905 0040S Differential Case / Full</p> <p>REF. NO: 81.35105.0060 S 1- 81.31105.0060 2- 81.31105.0061 3- 81.31105.6026</p> 	<p>29 75497 0096 Thrust Washer</p> <p>REF. NO: 81.35613.0014</p>  <p>4 mm.</p>
<p>29 75806 0088 Thrust Washer</p> <p>REF. NO: 81.35204.0022 MODEL :</p>  <p>4 mm.</p>	<p>29 75499 0093 Shaft</p> <p>REF. NO: 81.35611.0017 MODEL :</p> 

Chassis, Axle, Spring and Steering Groups

29 75499 0092 Shaft
 REF. NO: **81.35611.0018**
 MODEL :



29 17080 0542 Bushing
 REF. NO: **81.93020.0568**



29 75903 4077 Differential Gear
 REF. NO: **81.35107.6033**
 MODEL : TGA



29 75903 4077 Differential Case
 REF. NO: **81.35107.6033 S2**
 MODEL : TGA



29 75903 4077S Differential Spider
 REF. NO: **81.35107.6033 S**
 MODEL : TGA



29 75903 4077 Big Differential Repair Kit / Lagging
 REF. NO: **81.35107.6033 S1**
 MODEL : TGA



04 08294 7080 Screw
 REF. NO: **06.02816.3020**
 MODEL : TGA



16x1,5x75 mm.

04 08808 0393 Screw
 REF. NO: **06.02202.0717**
 MODEL : 26.281



16x1,5x95 mm.

Chassis, Axle, Spring and Steering Groups

29 50809 4996 Brake Shoe (Welded)
 REF. NO: **81.50201.6114** MODEL :



220 mm.

29 50809 4917 Brake Shoe (Welded)
 REF. NO: **81.50201.6193**



180 mm.

29 50809 4918 Brake Shoe (Welded)
 REF. NO: **81.50201.6192** MODEL :



160 mm.

29 50809 4996 Brake Shoe (Casting)
 REF. NO: **81.50201.6114** MODEL :
81.50201.6185



220 mm.

29 50809 4926 Brake Shoe (Casting)
 REF. NO: **81.50201.6184** MODEL :




180 mm.

29 50809 4012 Brake Shoe (Casting)
 REF. NO: **81.50201.6098**




160 mm.

29 50809 4922 Brake Shoe (Casting)
 REF. NO: **81.50201.6188** MODEL :



220 mm.

29 50809 4923 Brake Shoe (Casting)
 REF. NO: **81.50201.6187** MODEL :



160 mm.

Chassis, Axle, Spring and Steering Groups

29 50808 0020 Brake Anchor - Rear

REF. NO: **81.50202.0080**
81.50202.0127

MODEL :



29 50897 4004S Joint Bearing Full

REF. NO: **81.50213.6006 S**

MODEL :



29 50898 0078 Pin

REF. NO: **81.50212.0032**
81.50212.0036

MODEL :



Ø= 30

29 50897 4004 Joint Bearing with bushing

REF. NO: **81.50213.6006**

MODEL :



29 50899 0087 Pin

REF. NO: **81.50211.0023**

MODEL :



Ø= 20

29 17080 0534 Bushing

REF. NO: **81.93020.0576**



30x34x47 mm.

Chassis, Axle, Spring and Steering Groups

29 69709 5056 Console

REF. NO: MODEL :
81.41301.5054 26.281
 26.321



29 69709 5904 Console

REF. NO: MODEL :
81.41301.5106 33.372



04 78621 0099 Tapared Roller Bearing (Steel)

REF. NO: MODEL :
06.32489.0011 26.281



Dövme Ø 90 x 140 mm

04 74151 0083 Tapared Roller Bearing (Steel)

REF. NO: MODEL :
06.36959.0027 33.372



Dövme Ø 95 x 145 mm

29 69605 0098 Plate

REF. NO: MODEL :
81.41405.0012 33.372



29 69605 0006 Plate - Thin

REF. NO: MODEL :
81.41405.0004 26.281



12 mm.

29 69605 0006 Plate - Thick

REF. NO: MODEL :
81.41405.0004 26.281
 26.321



20 mm.

29 67699 0090 Plate (R-L)

REF. NO: MODEL :
81.43411.0010 26.281
 26.321



Chassis, Axle, Spring and Steering Groups

2970540 0047S Release Lever Complete

REF. NO: **81.30560.0063 S**
 1- 81.30560.0063
 2- 81.30560.0055
 3- 81.30560.6019

MODEL : SL 232



59 15200 4034 Guide Pulley - Welded

REF. NO: **51.95800.6076**
 51.95800.6099

TGA




Ø= 74 mm. h=34 mm.

04 09617 6173 Screw - Steel

REF. NO: **06.01493.4937**

MODEL : 33.372




20x2x280 mm.

04 09617 6170 Screw - Steel

REF. NO: **06.01493.4930**

MODEL : 33.372



20x2x210 mm.

04 09611 0892 Screw

REF. NO: **06.01499.0218**

MODEL :




20x2x255 mm.

04 09611 0931 Screw

REF. NO: **06.01499.0179**

MODEL : 19.422



20x2x320 mm.

29 67392 0067 Torsion Bar To Shackle

REF. NO: **81.43718.0043**

MODEL :



29 67392 0066 Torsion Bar To Shackle

REF. NO: **81.43718.0044**


MODEL : TGA



Chassis, Axle, Spring and Steering Groups

29 75490 0093 Whell Hub Drive

REF. NO: **81.35610.0017** MODEL :



59 04551 4024 Repair Kit For Water Pump

REF. NO: **51.06559.6086** TGA



29 69708 0089 Pull For Saddle Shaft

REF. NO: **81.41302.0021** MODEL : 33.372



Chassis, Axle, Spring and Steering Groups

Ball Joint		29 15708 0072 Ball Joint (Kit)	
REF. NO:	MODEL : SR 280	REF. NO: 81.95302.0038 81.95302.0057	MODEL :
			
D=Ø55 d=Ø15 Ax=90		D=Ø67 d=Ø15 Ax=100	
29 67880 4913 Ball Joint (Kit)		29 67880 4795 Ball Joint (Kit)	
REF. NO:	MODEL : M 2000	REF. NO: 81.43220.6315	MODEL : TGM
			
D=Ø67 d=Ø15 Ax=100		D=Ø67 d=Ø19 Ax=130	
29 67880 4808 Ball Joint (Kit)		29 67830 4021 Ball Joint (Kit)	
REF. NO:	MODEL : M 2000	REF. NO: 81.43270.6089	MODEL :
			
D=Ø67 d=Ø17 Ax=100		D=Ø67 d=Ø19 Ax=115	
29 67880 4902 Ball Joint (Kit)		29 67870 4059 Ball Joint (Kit)	
REF. NO:	MODEL : EL 222 81.43220.6108 NG 262 81.43220.6132 NG 312 MD - TF NL 202 NL 312 NM 152	REF. NO: 81.43230.6051 18.192 81.43230.6068 19.242 24.192 24.242 25.372 26.272 33.272 S 2000 F 2000	MODEL :
			
D=Ø72 d=Ø19 Ax=130		D=Ø75 d=Ø17 Ax=115	

Chassis, Axle, Spring and Steering Groups

29 67880 4866 Ball Joint (Kit)

REF. NO: MODEL :
81.43220.6244 TGA



D=Ø75 d=Ø17 Ax=115

29 67830 4991 Ball Joint (Kit)

REF. NO: MODEL :
81.43270.6119 TGM Series



D=Ø75 d=Ø19 Ax=115

29 67830 4019 Ball Joint (Kit)

REF. NO: MODEL :
81.43270.6091 F 90
M 90
M 2000



D=Ø75 d=Ø19 Ax=115

29 67870 4049 Ball Joint (Kit)

REF. NO: MODEL :
81.43230.6061 EL 222
NG 262
NG 312
NL 202
NL 312
NM 152



D=Ø75 d=Ø19 Ax=130

29 67830 4983 Ball Joint (Kit)

REF. NO: MODEL :
81.43270.6127 E 2000
F 2000
TG Series



D=Ø85 d=Ø19 Ax=130

25 67880 4008 Ball Joint (Kit)

REF. NO: MODEL :
85.43220.6002 M 2000
TGA Series



D=Ø75 d=Ø19 Ax=130

29 67830 4013S Ball Joint (Kit)

REF. NO: MODEL :
81.43270.6097 S



D=Ø75 d=Ø23 Ax=130

29 67830 4900 Ball Joint (Kit)

REF. NO: L 95
81.43270.6100 L 96



D=Ø75 d=Ø23 Ax=152

Chassis, Axle, Spring and Steering Groups

29 67870 4067 Ball Joint (Kit)

REF. NO: MODEL :
81.43230.6043 19.422
 MD - TF



D=Ø80 d=Ø19 Ax=130

29 67880 4055 Ball Joint (Kit)

REF. NO: MODEL :
81.43220.6055 26.280
 06.29020.0206 26.281
 81.43220.6073 26.321
 81.95302.0037 33.372
 81.95302.0059 S 2000
 81.95310.0009



D=Ø85 d=Ø19 Ax=130

29 67880 4850 Ball Joint (Kit)

REF. NO: MODEL :
81.43220.6250 TGA
 41.360



D=Ø85 d=Ø19 Ax=130

29 15708 0033 Ball Joint (Kit)

REF. NO: MODEL :
81.95302.0077 S 2000



D=Ø85 d=Ø20x26 Ax=130

29 67880 4906 Ball Joint (Kit)

REF. NO: MODEL :
81.43220.6104 NL 202
 81.43220.6107 NG 242



D=Ø85 d=Ø19 Ax=130

29 67880 4807 Ball Joint (Kit)

REF. NO: MODEL :
81.43220.6203 S 2000



D=Ø85 d=Ø21 Ax=130

29 67830 4977 Ball Joint (Kit)

REF. NO: MODEL :
81.43270.6133



D=Ø85 d=Ø21 Ax=130

29 15708 0069 Ball Joint (Kit)

REF. NO: MODEL :
81.95302.0041
 81.95302.0042



D=Ø85 d=Ø21 Ax=130

Chassis, Axle, Spring and Steering Groups

29 67830 4984 Ball Joint (Kit)

REF. NO: **81.43270.6126**
 MODEL :



D=Ø85 d=Ø23 Ax=130

29 67880 4825 Ball Joint (Kit)

REF. NO: **81.43220.6285**
 MODEL :



D=Ø85 d=Ø25 Ax=130

29 67830 4905 Ball Joint (Kit)

REF. NO: **81.43270.6105**
 MODEL : F 2000



D=Ø85 d=Ø25 Ax=130

29 67830 4053S Ball Joint (Kit)

REF. NO: **81.43270.6057 S**
 MODEL :



D=Ø85 d=Ø23 Ax=152

29 15709 4977 Ball Joint (Kit) Alternatively Type

REF. NO: **81.95301.6133**
 MODEL : MD - TF



D=Ø90 d=Ø23 Ax=152

29 14609 0958 Ball Joint (Kit)

REF. NO: **81.96401.0152**
 MODEL : 40.423



D=Ø95 d=Ø19 Ax=130

29 67795 0001 Ball Joint (Kit)

REF. NO: **81.43315.0009**
81.43315.6040
 MODEL : S 2000 MEGA



D=Ø95 d=Ø19 Ax=145

29 67880 4869 Ball Joint (Kit)

REF. NO: **81.43220.6241**



D=Ø95 d=Ø21 Ax=130

Chassis, Axle, Spring and Steering Groups

29 67830 4060 Ball Joint (Kit)

REF. NO:
81.43270.6040 SG SL
81.43270.6045



D=Ø95 d=Ø21 Ax=152

29 67830 4031 Ball Joint (Kit)

REF. NO: MODEL :
81.43270.6079 TGA



D=Ø95 d=Ø23 Ax=152

29 67830 4990 Ball Joint (Kit)

REF. NO: MODEL :
81.43270.6110



D=Ø100 d=Ø25 Ax=152

29 67870 4040 Ball Joint (Kit)

REF. NO: MODEL :
81.43230.6060 NG Series
NL Series



D=Ø85 L=250

29 67880 4806 Ball Joint (Kit)

REF. NO: MODEL :
81.43220.6204 S 2000



D=Ø95 L=73

29 14890 0662 Ball Joint

REF. NO: MODEL :
81.96210.0448 S 2000



D=Ø95 d=Ø26 M 24x2 h=75



to fit **Man**
Clutch Systems

29 70385 4096

Clutch Servo



Model	Oem Ref No		
	81.30725.6014 81.30725.6026 81.30725.6027 81.30725.9026	Stroke (mm) : 85 Power Output F (N) : 4000 Operating Pressure (Bar) : 10	

29 70385 4079

Clutch Servo



Model	Oem Ref No		
MAN F 90	81.30725.6031	Stroke (mm) : 85 Power Output F (N) : 6000 Operating Pressure (Bar) : 10	

29 70385 4057

Clutch Servo



Model	Oem Ref No		
	81.30725.6053 81.30725.6054	Stroke (mm) : 85 Power Output F (N) : 6000 Operating Pressure (Bar) : 10	

29 70385 4046

Clutch Servo



Model	Oem Ref No		
MAN F 2000	81.30725.6064 81.30725.6065 81.30725.9064	Stroke (mm) : 85 Power Output F (N) : 6000 Operating Pressure (Bar) : 10	

29 70385 4024

Clutch Servo



Model	Oem Ref No		
MAN F 2000 / F 90	81.30725.6086	Stroke (mm) : 85 Power Output F (N) : Operating Pressure (Bar) : 10	

29 70385 4061

Clutch Servo



Model	Oem Ref No		
	81.30725.6049 81.30725.6067	Stroke (mm) : 85 Power Output F (N) : 4000 Operating Pressure (Bar) : 10	

29 70385 1048

Clutch Servo



Model	Oem Ref No		
	81.30725.9062 81.30725.6062	Stroke (mm) : 85 Power Output F (N) : 6000 Operating Pressure (Bar) : 10	

29 70385 4026

Clutch Servo



Model	Oem Ref No		
	81.30725.6084	Stroke (mm) : 85 Port Thread : M 22 x 1,5 - M 14 x1,5 Operating Pressure (Bar) : 10	

29 70385 4058

Clutch Servo



Model	Oem Ref No		
	81.30725.6052	Stroke (mm) : 26 Power Output F (N) : 6000 Operating Pressure (Bar) : 10	

29 70385 4902

Clutch Servo



Model	Oem Ref No		
	81.30725.6108		

29 70385 4900

Clutch Servo



Model	Oem Ref No		
	81.30725.6100		

29 70385 4059

Clutch Servo



Model	Oem Ref No		
	81.30725.6051		

29 70385 4017

Clutch Servo



Model	Oem Ref No
	81.30725.6093

29 70395 4975

Clutch Master Cylinder



Model	Oem Ref No
	81.30715.6135
	KG 23030.0.1

29 70395 4997

Repair Kit



Model	Oem Ref No
	81.30715.6113
	RK 23722

29 70395 4995

Clutch Master Cylinder



Model	Oem Ref No
	81.30715.6115
	81.30715.6077
	81.30715.6065
	5000.809.514
	KG 23712.1.4

000 524 7581
Repair Kit



Model	Oem Ref No		
	000.586.3529	RK 23513	

29 70395 4991
Clutch Master Cylinder



Model	Oem Ref No		
	81.30715.6119 81.30715.6111 81.30715.6121	KG 23027.0.1	

29 70395 4997
Repair Kit



Model	Oem Ref No		
	81.30715.6113	RK 23722	



to fit **Man**
Compressor



59 56000 3052

Compressor

Model	Oem Ref No		
MAN 191919 / 1922	51.54000.7058	Ø 90 mm 292 CC Stroke 46 mm	



59 56000 3981

Compressor

Model	Oem Ref No	Dimensions	
MAN 191919 / 1922	51.54000.7129	Ø 90 mm 292 CC Stroke 46 mm	



59 56000 3052 A

Compressor

Model	Oem Ref No	Dimensions	
MAN 1919 / 1922	51.54000.7058 A	Ø 90 mm 292 CC Stroke 46 mm	



59 56000 3036

Compressor

Model	Oem Ref No	Dimensions	
MAN 1919 / 1922	51.54000.7074	Ø 90 mm 292 CC Stroke 46 mm	



59 56000 3036 A

Compressor

Model	Oem Ref No	Dimensions
MAN 191919 / 1922	51.54000.7074 A	Ø 90 mm 292 CC Stroke 46 mm



59 56000 3007

Compressor

Model	Oem Ref No	Dimensions
MAN G 2866 UH/UM/ DUH 01-05 DUM 01	51.54100.7003 51.54100.6005	Ø 100 mm 720 CC Stroke 46 mm



59 56900 3861

Compressor


Model	Oem Ref No	Dimensions
MAN D 0836	51.54100.7249	Ø 100 mm 720 CC Stroke 46 mm



59 56000 3047

Compressor

Model	Oem Ref No	Dimensions
MAN	51.54000.7063	Ø 90 mm 292 CC Stroke 46 mm



59 56000 3031
Compressor

Model	Oem Ref No	Dimensions
MAN F2000 NEOPLAN MAN 19.362	51.54000.7079 51.54000.7135	Ø 90 mm 547 CC Stroke 46 mm



59 56900 3082
Compressor

Model	Oem Ref No	Dimensions
MAN TGA TGL TCM	51.54100.7028	Ø 90 mm 547 CC Stroke 46 mm



59 56900 3077
Compressor

Model	Oem Ref No	Dimensions
MAN D 2866 LF 20-25 /29-31/34/35/38 /39/40/45	51.54100.7033	Ø 90 mm 292 CC Stroke 46 mm



59 56000 3083
Compressor

Model	Oem Ref No	Dimensions
MAN 19.422 26.281	51.54000.7027 51.54000.7086 51.54000.7121 51.54000.7131	Ø 90 mm 547 CC Stroke 46 mm



59 56000 3028
Compressor

Model	Oem Ref No	Dimensions
MAN 19.362	51.54000.7082 51.54000.7109	Ø 90 mm 547 CC Stroke 46 mm



59 56900 4009
Compressor

Model	Oem Ref No	Dimensions
MAN	51.54100.6001	Ø 90 mm 547 CC Stroke 46 mm



59 56900 4001
Compressor

Model	Oem Ref No	Dimensions
MAN TGA	51.54100.6009	Ø 90 mm 547 CC Stroke 46 mm



59 56900 3090
Compressor

Model	Oem Ref No	Dimensions
MAN TGA	51.54100.7010	Ø 90 mm 547 CC Stroke 46 mm



59 56900 3044

Compressor

Model	Oem Ref No	Dimensions
MAN TGA	51.54100.7066	Ø 90 mm 547 CC Stroke 46 mm



59 56900 4003

Compressor

Model	Oem Ref No	Dimensions
MAN TGA	51.54100.6007	Ø 90 mm 547 CC Stroke 46 mm



59 56900 4007

Compressor


Model	Oem Ref No	Dimensions
MAN	51.54100.6003	Ø 90 mm 547 CC Stroke 46 mm



59 56909 3026

Compressor

Model	Oem Ref No	Dimensions
MAN	51.54101.7084	Ø 88 mm 225 CC Stroke 37 mm



59 56000 3052

Compressor

Model	Oem Ref No	Dimensions
MAN 26.230	51.54101.7201 51.54101.7247 51.54101.7205	Ø 88 mm 225 CC Stroke 37 mm ----- Ø 88 mm 300 CC Stroke 50 mm



LP7117

Compressor

Model	Oem Ref No	Dimensions
MAN M 2000	LP 3993	Ø 88 mm 300 CC Stroke 50 mm



59 56900 3989

Compressor

Model	Oem Ref No	Dimensions
MAN	51.54100.7121 LP 3997	Ø 92 mm 360 CC Stroke 54 mm



59 56909 3896


Compressor

Model	Oem Ref No	Dimensions
MAN	51.54101.7214	Ø 88 mm 300 CC Stroke 50 mm



59 56909 3918
Compressor

Model	Oem Ref No	Dimensions
MAN	51.54101.7192 51.54101.7194	Ø 88 mm 300 CC Stroke 50 mm



59 56919 3806
Compressor

Model	Oem Ref No	Dimensions
MAN	51.54101.7204 51.54101.9204	Ø 88 mm 225 CC Stroke 37 mm



59 56909 3879
Compressor

Model	Oem Ref No	Dimensions
MAN	51.54101.7231	Ø 88 mm 225 CC Stroke 37 mm



59 56900 3095
Compressor

Model	Oem Ref No	Dimensions
MAN M 2000 L 2000 BUS	51.54100.7015	Ø 88 mm 720 CC Stroke 62 mm



59 56900 3069
Compressor

Model	Oem Ref No	Dimensions
MAN	51.54100.7041	Ø 88 mm 720 CC Stroke 56 mm



59 56900 3995
Compressor

Model	Oem Ref No	Dimensions
MAN TGX TGA TGS	51.54100.7115	Ø 92 mm 720 CC Stroke 54 mm



59 56900 3016
Compressor

Model	Oem Ref No	Dimensions
MAN	51.54100.7094	Ø 92 mm 720 CC Stroke 54 mm



59 56900 3005
Compressor

Model	Oem Ref No	Dimensions
MAN 32.270	51.54100.7005	Ø 85 mm 352 CC Stroke 62 mm



29 56909 4063
Compressor Repair Kit

Model	Oem Ref No	Compressor Application	Piston Diameter
D0224 D0226	81.54101-6047 WABCO 411 142 003 2	51.54101-7140 WABCO 411 142 507 0 411 142 566 0 411 142 681 0 411 142 960 0 411 143 680 0 411 143 682 0 411 143 861 0 411 143 881 0	90 mm



59 56000 3046
Compressor Repair Kit

Model	Oem Ref No	Compressor Application	Piston Diameter
D2556 D2566 D2866	51.54000-7064	51.54101-7150 51.54101-7190 51.54101-7201 51.54101-7204 51.54101-7189 KNORR BREMSE LK3805 LK3812 LK3902 LK3904	90 mm



59 56000 3046
Compressor Repair Kit

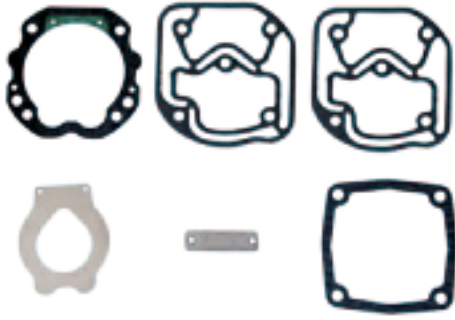
Model	Oem Ref No	Compressor Application	Piston Diameter
D2556 D2566 D2866	51.54000-7064	51.54101-7150 51.54101-7190 51.54101-7201 51.54101-7204 51.54101-7189 KNORR BREMSE LK3805 LK3812 LK3902 LK3904	90 mm



59 14909 0062
Compressor Repair Kit

Model	Oem Ref No	Compressor Application	Piston Diameter
	51.96101-0048		

59 56996 4029
Compressor Repair Kit



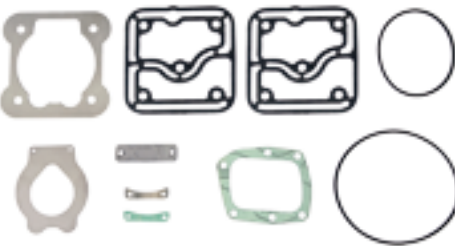
Model	Oem Ref No	Compressor Application	Piston Diameter
TGA	51.54114-6081	51.54100-6007	90 mm
TGL	WABCO	51.54100-7033	
TGM	412 090 920 2	51.54100-7025	
		51.54114-7002	
		51.54100-6009	
		51.54100-7010	
		51.54100-7028	
		WABCO	
		412 090 801 2	
		412 090 803 2	

59 56996 4044
Compressor Repair Kit




Model	Oem Ref No	Compressor Application	Piston Diameter
19.464	51.54114-6066	51.54100-6011	100 mm
	WABCO	51.54100-6013	
	412 100 805 2	51.54100-6015	
		51.54100-6005	
		51.54100-6023	
		51.54100-7003	

29 56909 4056
Compressor Repair Kit




Model	Oem Ref No	Compressor Application	Piston Diameter
32.270	81.54101-6054	51.54101-7219	85 mm
19.463	WABCO	51.54101-7239	
19.423	911 514 000 2	51.54101-7261	
F 2000		51.54101-9254	
FORTUNA		WABCO	
		911 514 001 0	
		911 514 002 0	

59 56900 4064
Compressor Repair Kit




Model	Oem Ref No	Compressor Application	Piston Diameter
TGA	51.54100-6046	51.54100-7095	92 mm
41.400	KNORR BREMSE	KNORR BREMSE	
41.430	SEB22564	LP3980	
41.460	K004489	LP3986	
NEOPLAN			

59 56996 4029
Compressor Repair Kit



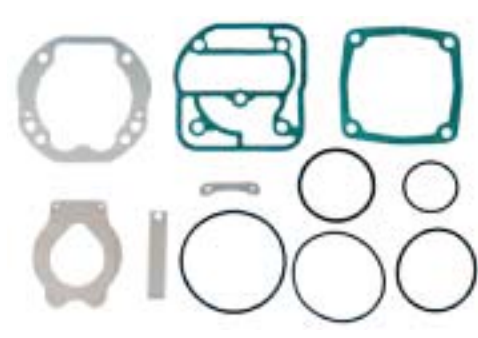
Model	Oem Ref No	Compressor Application	Piston Diameter
32.270	51.54100-6042 51.54114-6082 WABCO 412 352 001 2 412 352 924 2	51.54100-7005 51.54100-7070 51.54100-7071 WABCO 412 352 003 0 912 116 000 0 912 117 000 0	85 mm

59 56996 4029
Compressor Repair Kit

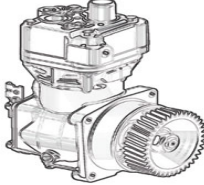

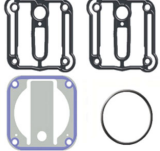

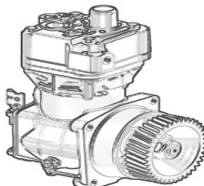


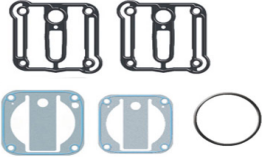

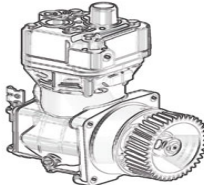

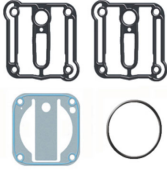

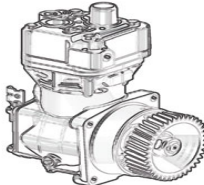
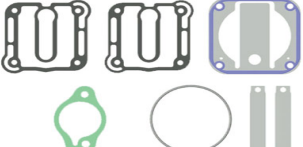
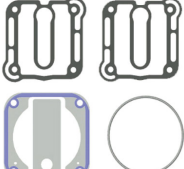


















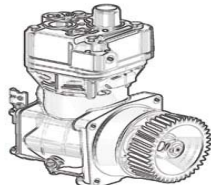




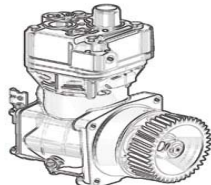


Model	Oem Ref No	Compressor Application	Piston Diameter
12.153		51.54101-7210 WABCO 411 144 000 0 411 144 001 0 411 154 010 0 411 145 010 0 411 145 992 0 411 144 003 0	75 mm

59 56996 4029
Compressor Repair Kit








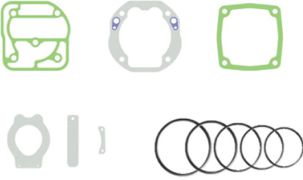






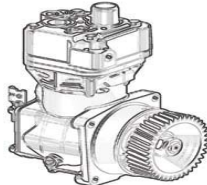




Model	Oem Ref No	Compressor Application	Piston Diameter
26.230	81.54901-6006 KNORR BREMSE I853880051	51.54000-7058 51.54101-7192 KNORR BREMSE LK3806 LK3911 LK3914	88 mm











<p>Model TGA 41.430 TGA 41.460 TGA 41.400 LP 3986</p>	<p>Oem Ref No 51.54100.7096</p>		<p>59 56900 3014 Compressor Repair Kit</p>		
<p>031-5007-800 Repair Kit</p> 		<p>031-5007-890 Repair Kit</p> 		<p>065-600-985 Valve Kit</p> 	
<p>Model TG-A LK 8901</p>	<p>Oem Ref No 51.54100.6049</p>		<p>59 56900 4061 Compressor Repair Kit</p>		
<p>031-5008-900 Repair Full Kit</p> 		<p>031-5008-800 Repair Kit</p> 		<p>031-5008-890 Gasket Kit</p> 	
<p>065-600-958 Valve Kit</p> 					
<p>Model TG-A LK8901 LP3980-3986 3997</p>	<p>Oem Ref No 51.54100.7095</p>		<p>59 56900 3015 Compressor Repair Kit</p>		
<p>031-5009-800 Repair Kit Full 51.54114.6049</p> 		<p>031-5009-890 Gasket Kit</p> 		<p>065-600-989 Valve Kit</p> 	
<p>Model TG-A TG-S TG-X K004489</p>	<p>Oem Ref No 51.54100.7116</p>		<p>59 56900 3994 Compressor Repair Kit</p>		
<p>031-5000-800 Repair Kit</p> 		<p>031-5000-890 Gasket Kit</p> 		<p>065-600-985 Valve Kit</p> 	
<p>D2066 LF01-04 DF2676 LOH01</p>					

<p>Model 19.464</p>	<p>Oem Ref No 51.54114.6065 51.54100.7003</p>	 <p>59 56996 4045 Compressor Repair Kit</p>		<p>D2066 LF01-04 DF2676 LOH01</p>	
<p>032-5000-050 Cylinder Head Complete</p> 	<p>186-977-090 Cylinder Head</p> 	<p>032-5000-800 Repair Kit</p> 	<p>032-5000-890 Gasket Kit</p> 	<p>065-600-984 Valve Kit</p> 	<p>681-979-090 Plate</p> 
<p>Model TG-A 4120908012</p>	<p>Oem Ref No 51.54100.6007 51.54114.6072</p>	 <p>59 56900 4003 Compressor Repair Kit</p>		<p>690-681-953 Cooling Plate</p> 	
<p>031-5008-900 681-979-090 Plate</p> 	<p>168-991-090 Cylinder Head</p> 	<p>033-5000-800 Repair Kit</p> 	<p>033-5000-890 Gasket Kit</p> 	<p>065-600-908 Valve Kit</p> 	<p>033-5000-050 Cylinder Head Complete</p> 
<p>Model NL BUS NM BUS NU BUS LK4908 LK4911</p>	<p>Oem Ref No 51.54100.7069</p>	 <p>59 56900 3041 Compressor Repair Kit</p>			
<p>034-5098-900 Repair Kit Full</p> 		<p>034-5098-800 Repair Kit</p> 	<p>034-5098-980 Gasket Kit</p> 	<p>065-600-993 Valve Kit</p> 	
<p>Model TG-L</p>	<p>Oem Ref No 51.54100.6042</p>	 <p>59 56900 4068 Compressor Repair Kit</p>			
		<p>034-5099-800 Repair Kit</p> 	<p>065-600-901 Valve Kit</p> 		

<p>Model 32.270</p>	<p>Oem Ref No 51.54100.7005 51.54100.6042</p>		<p>59 56900 3005 Compressor Repair Kit</p>	<p>D0836 LF01-06 D0834 LF01 D0834 LOH01</p>	
		<p>034-5090-800 Repair Kit</p> 	<p>065-600-901 Valve Kit</p> 		
<p>Model 32.270</p>	<p>Oem Ref No 51.54100.6043 51.54101.7240</p>		<p>59 56900 4067 Compressor Repair Kit</p>	<p>D0826 LOH D0826 LFL03 D0826 LF15</p>	
				<p>034-5000-890 Gasket Kit</p> 	
<p>065-600-902 Valve Kit</p> 	<p>034-5000-050 Cylinder Head Complete</p> 	<p>034-5000-900 Repair Kit Full</p> 	<p>034-5000-800 Repair Kit</p> 	<p>034-5000-850 Repair Kit</p> 	
<p>681-999-900 Plate Kit</p> 	<p>186-999-090 Cylinder Head</p> 	<p>681-999-090 Plate</p> 	<p>690-681-958 Cooling Plate</p> 		
<p>Model 12.153</p>	<p>Oem Ref No 51.54101.7210</p>		<p>59 56909 3890 Compressor Repair Kit</p>	<p>D0826 TE520 D0826 LE521</p>	
		<p>035-5000-800 Repair Kit</p> 	<p>065-600-992 Valve Kit</p> 		

<p>Model 19.422</p>	<p>Oem Ref No 51.54101.7204 51.54101.7191</p>		<p>59 56909 3806 Compressor Repair Kit</p> <p>D0826 F D2865 LF D0824 LFL01</p>	
		<p>036-5009-800 Repair Kit</p> 	<p>065-600-983 Valve Kit</p> 	
<p>Model 19.422 LK3805 I83460</p>	<p>Oem Ref No 51.54101.7150</p>		<p>59 56909 3950 Compressor Repair Kit</p> <p>12170 12136 14170 G90 M90</p>	
		<p>036-5000-800 Repair Kit</p> 	<p>065-600-999 Valve Kit</p> 	
<p>Model 26.281</p>	<p>Oem Ref No 51.54000.7064</p>		<p>59 56000 3046 Compressor Repair Kit</p> <p>D2866 TUH G2866 UH E2866 DUH01</p>	
		<p>037-5090-800 Repair Kit</p> 	<p>065-600-982 Valve Kit</p> 	
<p>Model 26.281</p>	<p>Oem Ref No 81.54111.0026 81.54112.6007</p>		<p>29 56999 0084 Compressor Repair Kit</p> <p>D0826 F D0824 LFL01</p>	
<p>037-5000-800 Repair Kit</p> 		<p>065-600-982 Valve Kit</p> 	<p>681-909-900 Plate Kit</p> 	<p>681-909-090 Plate</p> 

<p>Model 26.230 LK3911 I85388 LK3914 I90573AT</p>	<p>Oem Ref No 51.54101.7192 51.54101.7191</p>		<p>59 56909 3918 Compressor Repair Kit D0826F D0826LOH D0826FO</p>				
<p>039-5000-050 Cylinder Head Complete</p> 		<p>039-5000-055 Cylinder Head Complete</p> 		<p>039-5000-010 Repair Kit Full</p> 		<p>039-5000-015 Repair Kit Full</p> 	
<p>079-5000-800 Repair Kit</p> 		<p>039-5000-809 Repair Kit</p> 		<p>039-5000-850 Gasket Kit</p> 		<p>065-600-993 Valve Kit</p> 	
<p>681-994-900 Plate Kit</p> 		<p>186-994-090 Cylinder Head</p> 		<p>681-994-090 Plate</p> 			
<p>Model 19.190 LK1802 LK1814 I80864 II1836</p>	<p>Oem Ref No</p>		<p>Compressor Repair Kit</p>				
<p>044-5000-800 Repair Kit</p> 		<p>065-600-993 Valve Kit</p> 		<p>681-904-900 Plate Kit</p> 		<p>681-904-090 Plate</p> 	

<p>Model 26.2281 4111429600</p>	<p>Oem Ref No 51.54101.7168</p>		<p>59 56909 3942 Compressor Repair Kit D0224 MF D0224 DMF D0244 MFO</p>	
<p>037-5009-050 Cylinder Head Complete</p> 	<p>037-5009-010 Repair Kit Full</p> 	<p>037-5009-800 Repair Kit</p> 	<p>037-5009-809 Repair Kit</p> 	
<p>037-5009-850 Gasket Kit</p> 	<p>065-600-998 Valve Kit</p> 	<p>681-909-900 Plate Kit</p> 	<p>186-909-090 Cylinder Head</p> 	
<p>681-909-090 Plate</p> 				



Man Control Cables



Throttle Cable

UCM No	Model	Oem Ref No	Length
9050909	422 / 372	81.95501-6459 / 81.95501-6222	2165 mm
9050908	281 / 321	81.95501-6182	1275 mm
9050903	SL232	81.95501-6346	11650 mm
9050993	S2000	81.95501-6251	12000 mm
9050980			3600 mm
9050987	422 / 372	81.95501-6452	1990 mm
9050986	423	81.95501-6460 / 81.95501-6223	3100 mm
9050985	422 / 362	81.95501-6457	3850 mm
9050984	22.362 / 24.362	81.95501-6233	3270 mm
9050981			3900 mm
9050975	423 / 463	81.95501-6477	2285 mm
9050974	22.362	81.95501-6443	4500 mm
9050960			4900 mm
9050959	26.172 / 26.192	81.95501-6249	4260 mm



Throttle Cable

UCM No	Model	Oem Ref No	Length
9050907	230	81.95501-6261	1652 mm
9050995	12.153	81.95501-6370	1280 mm
9050994	8.150 / 12.153	81.95501-6393	1532 mm
9050992	12.153	81.95501-6484	2650 mm
9050966	150 / 153	81.95501-6260	1362 mm
9050950	12.153	81.95501-6463	1294 mm
9050958	12.153	81.95501-6462	1376 mm



Throttle Cable

UCM No	Model	Oem Ref No	Length
9050902	12.153	81.95501-6487	1560 mm
9050902 A	12.163	81.95501-6483	2350 mm
9050902 B	12.153 / 12.163	81.95501-6479	1350 mm
9050902 C	12.153 / 12.163	81.95501-6480	1425 mm
9050901	270 / 310	81.95501-6481	1660 mm
9050983	230 / 270	81.95501-6482	1725 mm
9050966 A	8.153 / 8.163	81.95501-6370	1280 mm
9050961			1850 mm



Gear Cable

UCM No	Model	Oem Ref No	Length
9050104	FORTUNA	81.32655-6205 / 81.32655-6188	9600 mm
9050103	FORTUNA	81.32655-6206	9700 mm
9050102	FORTUNA	81.32655-6208 / 81.32655-6155	9800 mm
9050101	FORTUNA	81.32655-6213	11500 mm
9050192	FORTUNA	81.32655-6214	12600 mm
9050189	FORTUNA	81.32655-6240	9500 mm
9050170	DIPARO	81.32655-6204	8200 mm



Gear Cable

UCM No	Model	Oem Ref No	Length
9050190	TGA / D2866	81.32655-6249	3252 mm
9050187	TGA / D2066	81.32655-6253	3377 mm
9050186	TGA	81.32655-6257	3267 mm



Gear Cable

UCM No	Model	Oem Ref No	Length
9050199	TGA / D2866	81.32655-6278 / 81.32655-6248	3175 mm
9050188	TGA / D2066	81.32655-6252	3300 mm
9050185	TGA	81.32655-6256	3187 mm

29 15509 4743

Locker Cable



Model	Oem Ref No
422 463	81.95501-6367

Locker Cable



UCM No	Model	Oem Ref No	Length
9050805	TGA (R)	81.95501-6534	390 mm
9050804	TGA (L)	81.95501-6535	300 mm
9050803	TGA (R)	81.95501-6536	460 mm
9050802	TGA (L)	81.95501-6537	430 mm



29 48420 0978
Door Control Cable

Model	Oem Ref No	Length
TGA	81.62680-0132 81.62680-0108	695 mm



29 48420 0052
Door Control Cable Clip

Model	Oem Ref No	Length
TGA (L)	81.62680-0058	



29 48420 0041
Door Control Cable Clip

Model	Oem Ref No	Length
TGA (R)	81.62680-0069	



29 15509 4549
Hood Cable

Model	Oem Ref No	Length
TGA	81.95501-6561 81.95501-6562	1340 mm



to fit **Man**
Crankshaft



59 08909 3605

Crankshaft

Model	Oem Ref No	Type
MAN D2566 / D2866	51.02101.7405 51.02101.7390	6 CYL. W / COUNTERWEIGHT



59 08900 4091

Crankshaft

Model	Oem Ref No	Type
MAN D2566 / D2866	51.02100.6019 51.02101.6037	6 CYL.



59 08909 3987

Crankshaft

Model	Oem Ref No	Type
MAN D2156 D2356	51.02101.7123	6 CYL. 8 COUNTERWEIGHTS

59 02900 4085

Crankshaft

Model	Oem Ref No	Type
MAN D0824 10.253/10.254	51.02100.6025	4 CYL.

59 08909 4028

Crankshaft

Model	Oem Ref No	Type
MAN D2876 TGA 460	51.02101.6082	6 CYL. 8 INTEGRATED COUNTERWEIGHTS



59 08909 3595

Crankshaft

Model	Oem Ref No	Type
MAN D2566 / D2866	51.02101.7515	6 CYL. 4 COUNTERWEIGHTS



to fit **Man**
Diaphragms



213 980 618.6
Diaphragms

Model	Oem Ref No	Type	Description
	897 120 492.4	9" Short	Short Stroke



213 980 560.6
Diaphragms

Model	Oem Ref No	Type	Description
	897 120 540.4	30" Short	Short Stroke



213 980 505.6
Diaphragms

Model	Oem Ref No	Type	Description
	897 120 505.4	12" Short	Short Stroke



213 980 550.6
Diaphragms

Model	Oem Ref No	Type	Description
	897 120 550.4	36" Short	Short Stroke

213 980 594.6

Diaphragms



Model	Oem Ref No	Type	Description
	897 120 516.4	16" Long	LongStroke

213 980 590.6

Diaphragms



Model	Oem Ref No	Type	Description
	897 120 510.4	16" Short	Short Stroke

213 980 584.6

Diaphragms



Model	Oem Ref No	Type	Description
	897 120 526.4	20" Long	Long Stroke

213 980 580.6

Diaphragms



Model	Oem Ref No	Type	Description
	897 120 520.4	20" Short	Short Stroke

213 980 574.6

Diaphragms



Model	Oem Ref No	Type	Description
	897 120 536.4	24" Long	Long Stroke

213 980 570.6

Diaphragms



Model	Oem Ref No	Type	Description
	897 120 530.4	24" Short	Short Stroke

213 980 564.6

Diaphragms



Model	Oem Ref No	Type	Description
	897 120 546.4	30" Long	Long Stroke



to fit **Man**
Engine & Transmission
Mounting

Engine and Transmission Mountings

<p>59 14890 0868</p> <p>Engine Mounting (Front - Rear)</p> <p>REF. NO: 16.281 51.96210.0242 19.281 20.240 26.240 26.280 26.281 26.321 30.240 32.231</p>  <p>M 16 x 1.5</p>	<p>UCM NO. 29 14890 0968</p> <p>Engine Mounting</p> <p>MODEL : 22.230</p> <p>REF. NO: 81.96210.0142 81.96210.0106 81.96210.0141</p>  <p>M 16 x 1.5</p>
<p>29 14890 0872</p> <p>Engine Mounting</p> <p>REF. NO: 15.168 81.96210.0238 81.96210.0175 81.96210.0198</p> <p>MODEL : 16.168 22.240 26.240 30.240 32.240</p>  <p>M 16 x 1.5</p>	<p>29 14890 0708</p> <p>Engine Mounting (Rear)</p> <p>REF. NO: 81.96210.0302 81.96210.0151 81.96210.0186 81.96210.0193 81.96210.0241 81.96210.0319</p> <p>MODEL : NL 232 SG 220 SG 242 SL 200 SL 202 SR 280R SR 240 SÜ 240</p>  <p>M 14 x 1.5</p>
<p>29 14890 0784</p> <p>Engine Mounting</p> <p>REF. NO: 81.96210.0326</p> <p>MODEL : SG 220 SG 240 SG 242 SG 312 SL 202</p>  <p>M 14 x 1.5</p>	<p>29 14890 0817</p> <p>Engine Mounting (Front)</p> <p>REF. NO: 81.96210.0293 81.96210.0034</p> <p>MODEL : NG 232 SG 220 SG 242 SL 200 SR 240 SR 280 SG 240 SL 202</p>  <p>M 14 x 1.5</p>
<p>29 14890 0787</p> <p>Engine Mounting</p> <p>REF. NO: 81.96210.0323</p> <p>MODEL : SG 280 SG 242 NL 323</p>  <p>M 14 x 1.5</p>	<p>29 14890 0729</p> <p>Engine Mounting</p> <p>REF. NO: 81.96210.0381</p> <p>MODEL : SG 220 SG 240 HÜ SG 242 H</p>  <p>M 14 x 1.5</p>

Engine and Transmission Mountings

<p>29 14890 0557 Engine Mounting (Front) MODEL : REF. NO: TGA 460 81.96210.0553 Fortuna</p> 	<p>29 14890 4038 Engine Mounting (Rear) REF. NO: MODEL : 81.96210.6072 TGA 460 81.96210.6071 Fortuna</p> 
<p>29 14890 0513 Engine Mounting (Rear) REF. NO: MODEL : 81.96210.0597 TGA 410 81.96210.0572 TGA 460 TGA 33.362 TGA 33.423 TGA 33.460 TGA 41.360</p> 	<p>29 14890 0539 Engine Mounting (Front) REF. NO: MODEL : 81.96210.0571 TGA 410 81.96210.0588 TGA 33.360 TGA 33.362 TGA 33.423 TGA 33.460 TGA 41.360</p> 
<p>29 14890 0517 Engine Mounting REF. NO: MODEL : 81.96210.0593 TGS Series TGX Series TGA Series</p> 	<p>29 14890 0480 Engine Mounting REF. NO: MODEL : 81.96210.0620 TGS Series TGX Series TGA Series</p> 
<p>29 69504 4915 Engine Mounting REF. NO: MODEL : 81.41506.6195 12.153 12.163 12.185 LC 160</p> 	<p>29 14890 0865 Engine Mounting REF. NO: MODEL : 81.96210.0245 590 81.96210.0099 NG 232 81.96210.0139 SG 220 SG 242 SL 200 SR 240 SR 280</p>  <p>M 14 x 1.5</p>

Engine and Transmission Mountings

<p>29 14890 0605 Engine Mounting</p> <p>REF. NO: 81.96210.0405</p>  <p>60 Shore A</p>	<p>29 14890 0604 Engine Mounting</p> <p>REF. NO: 81.96210.0406</p>  <p>65 Shore A</p>
<p>29 14890 0087 Engine Mounting</p> <p>REF. NO: MODEL : 81.96210.0023 520 81.96210.0167 590 81.96210.0179 16.240 19.240</p>  <p>M 16 x 1.5</p>	<p>27 14890 0009 Engine Mounting</p> <p>REF. NO: MODEL : 83.96210.0001 19.190 20.190 22.190</p>  <p>M 16 x 1.5</p>
<p>29 69504 0014 Engine Mounting</p> <p>REF. NO: MODEL : 81.41506.0096 12.153 L 1232 L 2000 Series SR 232</p> 	<p>29 14890 0099 Engine Mounting (Front)</p> <p>REF. NO: MODEL : 81.96210.0011 81.96210.0022</p>  <p>D=Ø85 h=60 M 12</p>
<p>29 14080 0875 Engine Mounting</p> <p>REF. NO: MODEL : 81.96020.0235 26.230 81.96020.0205 26.270 83.96210.0510 SL 232 88.96210.0004</p>  <p>D=Ø72 h=84</p>	<p>29 14080 0808 Engine Mounting</p> <p>REF. NO: MODEL : 81.96020.0202 26.230 81.96020.0239 26.270 83.96210.0509</p>  <p>D=Ø59 h=56.5</p>

Engine and Transmission Mountings

29 14080 0760 Engine Mounting

REF. NO: MODEL :
81.96020.0340 19.240
 19.372
 19.422
 24.242
 26.242
 33.272
 33.372
 41.422
 S 2000



D=Ø70 h=72

29 14080 0769 Engine Mounting

REF. NO: MODEL :
81.96020.0341 19.242
 81.96020.0373 19.372
 81.96020.0385 19.422
 19.462
 24.242
 33.272
 33.372
 41.322
 S 2000



D=Ø70 h=85

29 14080 0728 Engine Mounting

REF. NO: MODEL :
81.96020.0382 26.230
 26.270



D=Ø72 h=84 Shore A55

29 14080 0607 Engine Mounting

REF. NO: MODEL :
81.96020.0403 26.230
 26.270



D=Ø72 h=84 Shore A45

29 14080 0724 Engine Mounting

REF. NO: MODEL :
81.96020.0386 S 2000



D=Ø70 h=72 Shore A55

29 14080 0726 Engine Mounting

REF. NO: MODEL :
81.96020.0384 S 2000



D=Ø70 h=85 Shore A45

29 14080 0608 Engine Mounting

REF. NO: MODEL :
81.96020.0402 F 2000
 19.463



D=Ø70 h=105

29 14890 0762 Rubber Metal Mounting

REF. NO: MODEL :
81.96210.0348 12.152 33.372
 81.96210.0340 12.192 M 2000
 81.96210.0349 12.222 S 2000
 12.232
 12.262
 12.272
 14.152
 14.162
 19.422



Engine and Transmission Mountings

29 14890 0669 Engine Mounting (Left)

REF. NO: MODEL :
81.96210.0441 SL 18.220
 SL 18.230
 SL 28.270



29 14890 0660 Engine Mounting (Right)

REF. NO: MODEL :
81.96210.0440 SL 18.220
 SL 18.230
 SL 28.270



29 14890 0722 Transmission Mounting

REF. NO: MODEL :
81.96210.0388 19.372
 19.422
 F 2000
 F 90



D=Ø100 h=73 M 16x1.5

29 14890 0926 Transmission Mounting

REF. NO: MODEL :
81.96210.0184 16.240
 81.96210.0129 19.281
 81.96210.0149 22.280
 81.96210.0371 26.280
 26.281
 26.321
 30.281
 32.281



A=140 B=65 h=55 M10

29 14890 0897 Transmission Mounting

REF. NO:
81.96210.0213 11.192
 15.192
 16.168
 16.102
 22.190



A=140 B=55 h=55 M10

29 14890 0843 Transmission Mounting

REF. NO: MODEL :
81.96210.0267 16.240
 19.240
 22.240
 26.240
 26.280
 32.240



A=140 B=65 h=40 M10




to fit **Man**
Exhust Flexible Pipe



29 95890 0093
Exhaust Flexible Pipe

Model	Oem Ref No		
	81.15210.0017		



29 95890 0091
Exhaust Flexible Pipe

Model	Oem Ref No		
	81.15210.0019		



29 95890 0088
Exhaust Flexible Pipe

Model	Oem Ref No		
	81.15210.0022		




29 95890 0087
Exhaust Flexible Pipe

Model	Oem Ref No		
	81.15210.0023		



29 95890 0077
Exhaust Flexible Pipe

Model	Oem Ref No		
	81.15210.0033		



29 95890 0074
Exhaust Flexible Pipe

Model	Oem Ref No		
	81.15210.0036		




29 95890 0073
Exhaust Flexible Pipe

Model	Oem Ref No		
	81.15210.0037		




29 95890 0095
Exhaust Flexible Pipe

Model	Oem Ref No		
	81.15210.0015		



29 95890 0026
Exhaust Flexible Pipe

Model	Oem Ref No		
	81.15210.0084		



29 95900 024
Exhaust Flexible Pipe

Model	Oem Ref No		
	81.15100.086		



29 13680 8093
Exhaust Flexible Pipe

Model	Oem Ref No		
	81.97420.2017		



29 13680 0971
Exhaust Flexible Pipe

Model	Oem Ref No		
	81.97420.0139		



29 95890 0058
Exhaust Flexible Pipe

Model	Oem Ref No		
	81.15210.0052		



29 95890 0056
Exhaust Flexible Pipe

Model	Oem Ref No		
	81.15210.0054		



29 95890 0036
Exhaust Flexible Pipe

Model	Oem Ref No		
	81.15210.0074		



Man

Fan Blade



59 04409 0834

Fan Blade

Model	Oem Ref No	Inner Diameter	Overall Diameter
D2066 / D2676	51.06601-0276	127 mm	755 mm
D2866 / D2876	51.06601-0268		



59 04409 0835

Fan Blade

Model	Oem Ref No	Inner Diameter	Overall Diameter
D2066 / D2676	51.06601-0275	177 mm	755 mm
D2866 / D2876	51.06601-0257		



59 04409 0845

Fan Blade

Model	Oem Ref No	Inner Diameter	Overall Diameter
D0824 / D0826	51.06601-0265	127 mm	655 mm
D0836	51.06601-0258		



59 04409 0908

Fan Blade

Model	Oem Ref No	Inner Diameter	Overall Diameter
D2866	51.06601-0102	125 mm	620 mm
D2865			



59 04409 0903

Fan Blade

Model	Oem Ref No	Inner Diameter	Overall Diameter
D2565 D0836	51.06601-0107	125 mm	600 mm



59 04409 0800

Fan Blade

Model	Oem Ref No	Inner Diameter	Overall Diameter
D0824 / D0826 D0836	51.06601-0200 51.06601-0261	125 mm	560 mm



59 04409 0938

Fan Blade

Model	Oem Ref No	Inner Diameter	Overall Diameter
D2566 / D2565 D2866	51.06601-0172	125 mm	735 mm



59 04409 0877

Fan Blade

Model	Oem Ref No	Inner Diameter	Overall Diameter
D2840	51.06601-0233	177 mm	735 mm



59 04409 0870

Fan Blade

Model	Oem Ref No	Inner Diameter	Overall Diameter
D0824 D0826 L2000	51.06601-0230	82 mm	482 mm



59 04409 0854

Fan Blade

Model	Oem Ref No	Inner Diameter	Overall Diameter
D2876	51.06601-0256	127 mm	704 mm



59 04409 0847

Fan Blade

Model	Oem Ref No	Inner Diameter	Overall Diameter
D2066 / D2866 D2876	51.06601-0263	127 mm	670 mm



Fan Blade

Model	Oem Ref No	Inner Diameter	Overall Diameter
		125 mm	750 mm



to fit **Man**
Flywheel

59 08709 3815

Flywheel



Model	Oem Ref No		Cyl.No. Ø mm
MAN D25.. / D28..	51.02301.7295	Ø 380 mm	R 5/6 V 8-10 125/128 mm

59 08709 3700

Flywheel



Model	Oem Ref No		Cyl.No. Ø mm
MAN D25.. / D28..	51.02301.7300	Ø 420 mm	R 5/6 V 8-10 125/128 mm

59 08709 3696

Flywheel



Model	Oem Ref No		Cyl.No. Ø mm
MAN D25.. / D28..	51.02301.7414	Ø 430 mm	R 5/6 V 8-10 125/128 mm

59 08709 3690

Flywheel



Model	Oem Ref No		Cyl.No. Ø mm
MAN D25.. / D28..	51.02301.7410	Ø 400 mm	R 5/6 V 8-10 125/128 mm

59 08709 3671

Flywheel



Model	Oem Ref No		Cyl.No. Ø mm
MAN D2865 / D2840	51.02301.7439	Ø 430 mm Euro 2 Engine 5 Windows	R 5 128 mm

59 08709 3660

Flywheel



Model	Oem Ref No		Cyl.No. Ø mm
MAN D2865 / D2840	51.02301.7440	Ø 430 mm Euro 2 Engine 6 Nut	R 6 128 mm

59 02709 4092

Flywheel



Model	Oem Ref No		
	51.02301.6018	Ø 430 mm	

59 08709 4076

Flywheel



Model	Oem Ref No		
	51.02301.6034	Ø 430 mm	

59 08709 5801

Flywheel



Model	Oem Ref No		
MAN TGA	51.02301.5209	Ø 430 mm	

59 08709 5852

Flywheel



Model	Oem Ref No		
MAN TGA	51.02301.5258 51.02301.5259 51.02301.5210 50.02301.5258	Ø 430 mm	

59 08709 0628

Flywheel



Model	Oem Ref No		Cyl.No. Ø mm
MAN D0826	51.02301.0482 51.02301.5121		R 6 108 mm

59 08709 3728

Flywheel



Model	Oem Ref No		Cyl.No. Ø mm
MAN D0226 D0824 D0826	51.02301.7382 51.02301.0375 51.02301.7355	Ø 350 mm	R 6 102/108 mm

59 08709 3676

Flywheel



Model	Oem Ref No		Cyl.No. Ø mm
MAN D0824 / D0826	51.02301.7434	Ø 330 mm	R 4/6 108 mm

59 08709 3669

Flywheel



Model	Oem Ref No		
Bus	51.02301.7441 51.02301.5081	Horizontal Type Engine : 0800.26 Luh	

59 02709 5901

Flywheel



Model	Oem Ref No		
	51.02301.5109	Ø 360 mm	

FLY - 01

Flywheel Ring Gear



Model	Oem Ref No		
		Outer : Ø 461 mm Inner : Ø 375 mm Teeth : 152 Height : 22 mm	

FLY- 02
Flywheel Ring Gear



Model	Oem Ref No		
MAN 51 09		Outer : Ø 392,5mm Inner : Ø 363,4 mm Teeth : 129 Height : 18 mm	

FLY- 03
Flywheel Ring Gear



Model	Oem Ref No		
		Outer : Ø 434,6mm Inner : Ø 398,2 mm Teeth : 143 Height : 18 mm	

59 08790 0097
Flywheel Ring Gear



Model	Oem Ref No		Cyl.No. Ø mm
MAN D0824 / D0826	51.02310.0013	Inner : Ø 421 mm Teeth : 124 Height : 22 mm	R 4/6 108 mm

59 08790 0024
Flywheel Ring Gear



Model	Oem Ref No		Cyl.No. Ø mm
MAN D0824 / D0826 D0834 / D0836	51.02310.0086	Inner : Ø 398 mm Teeth : 143 Height : 18 mm	R 4/6 108 mm

59 08790 0023

Flywheel Ring Gear



Model	Oem Ref No		Cyl.No. Ø mm
MAN D0824 / D0826 D0834 / D0836	51.02310.0087	Inner : Ø 363 mm Teeth : 129 Height : 18 mm	R 4/6 108 mm

59 08790 0037

Flywheel Ring Gear



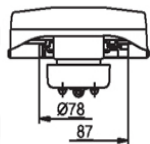
Model	Oem Ref No		Cyl.No. Ø mm
MAN D25.. / D28..	51.02310.0073	Inner : Ø 432 mm Teeth : 160 Height : 18,5 mm	R 5/6 V 8-12 125/128



to fit **Man**
Fuel Tank Caps

29 98890 0072

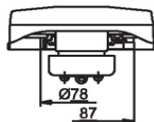
Fuel Tank Cap



Model	Oem Ref No		
MAN	81.12210.0038 81.12201.7003	Ø Throat : 80 mm Joint : 2 Claw with ventile plastic	

29 98809 3007

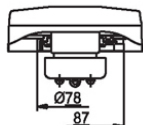
Fuel Tank Cap



Model	Oem Ref No		
MAN	81.12210.0038 81.12201.7003	Ø Throat : 80 mm Joint : 2 Claw with ventile plastic	

29 98890 0072-1

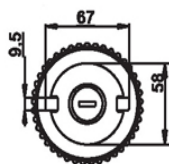
Fuel Tank Cap



Model	Oem Ref No		
MAN	81.12210.0038 81.12201.7003	Ø Throat : 80 mm Joint : 2 Claw with ventile plastic	

29 98890 0078


Fuel Tank Cap



Model	Oem Ref No		
MAN	81.12210.0032 81.12201.0046 81.12210.0036	Ø Throat : 80 mm Joint : 2 Claw without ventile without lock to zinc	

29 98890 0060

Fuel Tank Cap



Model	Oem Ref No		
MAN	81.12210.0015	Ø Throat : 80 mm Joint : 2 Claw without ventile with lock to zinc	
	81.12210.0036		
	81.12210.0038		
	81.12210.0053		
	81.12210.0041		
	81.12210.6025		
	81.12210.0057		
	81.12210.0033		
	81.12210.0037		
	81.12210.0040		

29 98809 0053

Fuel Tank Cap



Model	Oem Ref No		
MAN	81.12210.0015	Ø Throat : 80 mm Joint : 2 Claw without ventile with lock stainless steel	
	81.12210.0036		
	81.12210.0038		
	81.12210.0053		
	81.12210.0041		
	81.12210.6025		
	81.12210.0057		
	81.12210.0033		
	81.12210.0037		
	81.12210.0040		



to fit **Man**
Hoses & Belows

29 24709 0523

Intercooler Hoses



Model /Engine Type	Oem Ref No	Dimensions
MAN 19.422	81.86301.0587	100 x 245 - 220 mm

29 14709 0442

Black Intercooler Hoses



Model /Engine Type	Oem Ref No	Dimensions
MAN 19.463	81.96301.0668	90 x 295 mm

29 14709 0442

Red Intercooler Hoses



Model /Engine Type	Oem Ref No	Dimensions
MAN 19.463	81.96301.0668	90 x 295 mm

29 14780 0995

Black Intercooler Hoses



Model /Engine Type	Oem Ref No	Dimensions
MAN 26.320	81.96320.115	65 x 190 mm



29 14709 0510

Intercooler Hoses

Model /Engine Type	Oem Ref No	Dimensions
MAN S 2000	81.96301.0590	95 x 235 mm



29 14780 0942

Intercooler Hoses

Model /Engine Type	Oem Ref No	Dimensions
MAN 12.153	81.96320.0168	50 x 65 x 185 mm



29 14780 0935

Red Intercooler Hoses

Model /Engine Type	Oem Ref No	Dimensions
MAN 26.230-270 / 12.153	81.96320.0175	65 x 190 mm



29 14709 0100

Intercooler Hoses

Model /Engine Type	Oem Ref No	Dimensions
MAN TGA	81.96301.0900	90 x 190 mm



29 14780 0945
Intercooler Hose for Bus

Model /Engine Type	Oem Ref No	Dimensions	
MAN	81 96320 0165		



29 14780 0930
Tribune Hose

Model /Engine Type	Oem Ref No	Dimensions	
MAN 26.230 / 26.270	81.96320.0170	65 x 110 mm	



TH-01
Tribune Hose

Model /Engine Type	Oem Ref No	Dimensions	
MAN		70 x 70 mm	



29 14709 0400
Tribune Hose

Model /Engine Type	Oem Ref No	Dimensions	
MAN S 200	81.96301.0600	100 x 130 mm	



29 14709 0486

Tribune Hose

Model /Engine Type	Oem Ref No	Dimensions
MAN S-2000	81.96301.0624	102 x 80 mm



29 14780 0978

Tribune Hose

Model /Engine Type	Oem Ref No	Dimensions
MAN 19/422	81.96320.0132	100 x 180 mm



29 14770 0700

Tribune Hose

Model /Engine Type	Oem Ref No	Dimensions
MAN 26.230 / 26.270	81.96330.0300	50 x 110 mm



29 14680 0593

Air Filter Below

Model /Engine Type	Oem Ref No	Dimensions
MAN TGA	81.96420.0517	



29 14680 0591

Air Suction Hose

Model /Engine Type	Oem Ref No	Dimensions	
MAN TGA	81.96420.0519		



59 01608 0992

Turbo Exchanger Hose

Model /Engine Type	Oem Ref No	Dimensions	
MAN TGA	51.09402.0118		



29 02809 0778

Air Filter Elbow Hose

Model /Engine Type	Oem Ref No	Dimensions	
MAN 19/422	81.08201.0332		



to fit **Man**
Oil Pump

59 05900 4950

Oil Pump



Model /Engine Type	Oem Ref No	Dimensions
MAN D2530 MXF/MXFR/MXH	51.05100.6150	38 mm

59 05900 4977

Oil Pump



Model /Engine Type	Oem Ref No	Dimensions
MAN D2538/D2556 M/MR/MF/MFR MX/MXR/MXF /MXFR D2565 D2566 MT/MTF D2566 M/MR/MF/MFR D2865/D2866	51.05100.6133	34 mm

59 05900 4861

Oil Pump



Model /Engine Type	Oem Ref No	Dimensions
MAN 12.168/13.168 14.168/15.168 16.168/19.168 8.192/13.192 14.192/15.192 16.192/20.192 22.192/24.192 16.200/19.200	51.05100.6249	34 mm

59 05900 4976

Oil Pump



Model /Engine Type	Oem Ref No	Dimensions
MAN D2566 MKUL D2556 MFO/MXFO/ MXOR	51.05100.6134 51.05100.6135	34 mm

59 05900 4046

Oil Pump



Model /Engine Type	Oem Ref No	Dimensions
MAN D0836 / D0846 D0826 / D0824	51.05100.6064	

59 05900 4976

Oil Pump



Model /Engine Type	Oem Ref No	Dimensions
SUE 240 SG 192 SL 200 SR 240 - 280 SU 242 MAN D2566 MUH D2866 UH D2566 MTUH D2566 MKUH	51.05100.6134 51.05100.6135	34 mm

59 05900 4922

Oil Pump



Model /Engine Type	Oem Ref No	Dimensions
MAN D2848	51.05100.6188	43 mm

59 05900 4848

Oil Pump



Model /Engine Type	Oem Ref No	Dimensions
19.463 MAN D2865 D2866 D2876	51.05100.6262	38 mm

59 05900 4861

Oil Pump



Model /Engine Type	Oem Ref No	Dimensions
SG 192 SD 200 SL 200 SG 220 - SUE 224 SUE 240-SR 240 D2556 /MX/ HMXU/HXUH	51.05100.6249	34 mm

59 05900 4922

Oil Pump



Model /Engine Type	Oem Ref No	Dimensions
MAN D2530 MXF/ MXFR/MXH D2840 Not LF520	51.05100.6188	43 mm

59 05900 4895

Oil Pump



Model /Engine Type	Oem Ref No	Dimensions
19.462 / 32.462 33.365 / 33.462 40.462 / 48.462 MAN D2840LF/460 D2540 D2840MF	51.05100.6215	43 mm

59 0590 4867

Oil Pump



Model /Engine Type	Oem Ref No	Dimensions
MAN D0826	51.0510.6243	32 mm

59 0590 4873

Oil Pump

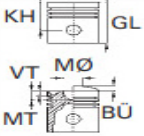



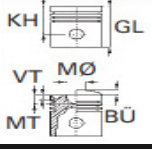

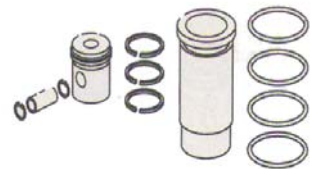
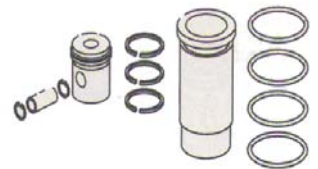
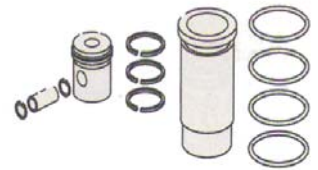

Model /Engine Type	Oem Ref No	Dimensions
MAN D0826	51.0510.6237	25 mm




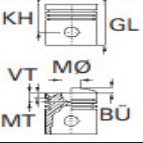


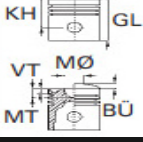


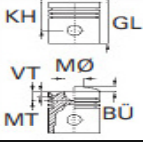

Man

Piston - Liner Kits

Engine	Cyl.No Ø mm	Ring Details	Piston Dimensions 	Piston Pim 	19 036 140 Piston - Liner Kit
D0824 GF D0826 GF/OH/F	R4-6 108	R 2,5 Cr M 2,5 DSF 4 Cr	KH 72,9 MT 21,52 MV 6 GL 113,4 MØ 63	40 x 83	Ref. No. 91 074 960 227 48 90 Cylinder Liner 51.01201.0378
D0846/HM/HMN HMY	R6 108	R 2,5 Cr M 2,5 DSF 5 Cr	KH 89 MT 40 GL 145,5 MØ 43	40 x 90	883 58 10 Piston - Liner Kit Ref. No. 227 52 90 Cylinder Liner 51.01201.0167
D2156 HM/HMN/MGN MY/MNY/MYN HNY/HM2-3 HMN3/HM9/HMN9	R6 121	T 3,5 Cr M 3 Fe N 3 DSF 5,5 Cr	KH 94 MT 48,6 GL 162 MØ 47	45 x 102	18 124 140 Piston - Liner Kit Ref. No. 92 986 960 228 4090 Cylinder Liner 51.01201.0221
D2156 MT/MTN/MTX	R6 121	T 3,5 Cr M 3 Fe N 3 DSF 5,5 Cr	KH 94 MT 48,6 GL 162 MØ 47	45 x 102	18 121 140 Piston - Liner Kit Ref. No. 92 989 960 228 36 90 Cylinder Liner 51.01201.0221


Engine	Cyl.No Ø mm	Ring Details	Piston Dimensions 	Piston Pim 	18 286 140 Piston - Liner Kit
D2565/2566 HM/M/ME/MF MFR/MR/MUE MUH/MUL/MFO MFOR/MUM	R5/6 125	R 3 Cr M 3 Fe DSF 5 Cr	KH 89,87 MT 44 GL 141,87 MØ 49,5	46 x 105	Ref. No. 92 824 960 228 22 90 Cylinder Liner 51.01201.0296 
D2565/2566 MT/MK/MKUL MZE/MLE MFT/MTH/MTU MTF/MTUM/MTUE MUF/MTUH	R5/6 125	T 3,5 Cr NM 3 P DSF 5 Cr	KH 89,8 VT 1,7 MT 43 GL 141,8 MØ 52	46 x 105	Ref. No. 93 274 960 228 82 90 Cylinder Liner 51.01201.0296 
D2538/2530 M/ME/MF/MXF	V8/10 125	R 3 Cr M 3 IF DSF 5 Cr	KH 92,3 MT 44,7 GL 137,3 MØ 47,2	46 x 97	Ref. No. 92 656 960 228 18 90 Cylinder Liner 51.01201.0299 
D2538/2530 MT/MTE/MTH MTXF	V8/10 125	T 3 Cr M 3 Fe NM 3 Fe DSF 5 Cr	KH 92,3 VT 1,1 MT 45 GL 137,3 MØ 46,5	46 x 97	Ref. No. 93 179 960 228 73 90 Cylinder Liner 51.01201.0299 

Engine	Cyl.No Ø mm	Ring Details	Piston Dimensions 	Piston Pim 	17 925 140 Piston - Liner Kit Ref. No.	
D2548/2540/2542 MT/MTF/MLE/ MTE	V8-12 125	T 3 Cr M 3 Fe DSF 5 Cr	KH 81,3 VT 1,2 MT 37 GL 130,3 MØ 50	46 x 105	93 185 960 228 29 90 Cylinder Liner 51.01201.0299	
D2840 LF/LXF	V10 128	T 3,5 Cr M 3 Fe DSF 5 Cr	KH 81,3 MT 30 MV 2 GL 130,3 MØ 66,95	46 x 105	91 487 960 228 92 90 Cylinder Liner 51.01201.0305	
D2840 LF	V10 128	T 3 Cr M 3 Fe DSF 5 Cr	KH 81,3 MT 25,1 MV 2 GL 130,3 MØ 70,8	46 x 105	94 948 960 228 99 90 Cylinder Liner 51.01201.0305	
D2865 D2866 F/FG/FR/OH/UH UM	R5/6 128	T 3,5 Cr M 3 Fr DSF 5 Cr	KH 89,87 MT 31 MV 2 GL 141,87 MØ 67	46 x 105	90 341 960 228 91 90 Cylinder Liner 51.01201.0309	

Engine	Cyl.No Ø mm	Ring Details	Piston Dimensions	Piston Pim	10 776 140 Piston - Liner Kit	
D2865 D2866 KOH/KUH/KU/KUL KFZ LF/LFZ/LFZR LOCH/LU/LUL TUH/TUM/K/KF LUH/LXF	R5/6 128	 T 3,5 Cr M 3 Fe DSF 5 Cr	 KH 89,8 VT 2,3 MT 32,2 MV 2 GL 141,8 MØ 68,95	 46 x 105	Ref. No. 90 334 960 228 90 90 Cylinder Liner 51.01201.0309	
D2865 D2866 LF01/02/03/06/07 09/15 LU 01/03/04 LXFG/LXOH LXUH	R5/6 128	 T 3,5 Cr M 3 DSF 5 Cr	 KH 89,75 VT 2,05 MT 24,4 MV 2 GL 141,75 MØ 76,73	 46 x 105	Ref. No. 90 583 960 228 98 90 Cylinder Liner 51.01201.0309	
D2865 LF09/20/21 D2866 LF13/14/16 /20 LUH 21/22/26	R5/6 128	 T 3,5 Cr M 3 DSF 5 Cr	 KH 89,75 VT 2,1 MT 21,6 MV 2 GL 141,75 MØ 80	 46 x 105	Ref. No. 90 578 960 228 31 90 Cylinder Liner 51.01201.0221	

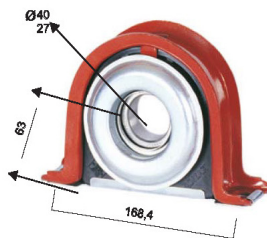


to fit **Man**
Propeller Shaft
Center Supports




PS-01
Propeller Shaft Center Supports

Model	Oem Ref No	Dimensions
MAN	Shaft Hanger Rubber	∅ 40 mm




PS-02
Propeller Shaft Center Supports

Model	Oem Ref No	Dimensions
MAN 19.190		∅ 40 x 63 x 168,4 mm



PS-03
Propeller Shaft Center Supports

Model	Oem Ref No	Dimensions
MAN	Shaft Hanger 26.330 OM Tube Bearing	∅ 55 mm

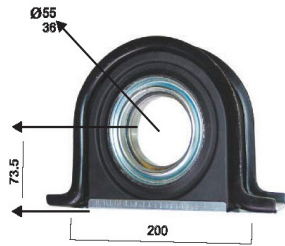


PS-04
Propeller Shaft Center Supports

Model	Oem Ref No	Dimensions
MAN 26.230	Before 90 Models	∅ 55 - 25 x 88,5 x 219,5

29 71690 4090

Propeller Shaft Center Supports



Model	Oem Ref No	Dimensions
MAN	81.39410.6010	Ø 55 - 36 x 73,5 x 200 mm

PS-05


Propeller Shaft Center Supports



Model	Oem Ref No	Dimensions
MAN	Shaft Hanger Rubber (Filled Type)	Ø 65 mm

29 71690 4093


Propeller Shaft Center Supports



Model	Oem Ref No	Dimensions
MAN TRUCK 26.270	81.39410.6017 81.39410.6013	Ø 65 - 23 x 85 x 230 mm

29 71690 4091

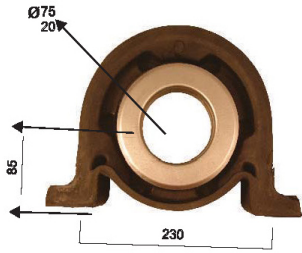
Propeller Shaft Center Supports



Model	Oem Ref No	Dimensions
MAN TRUCK 26.270	81.39410.6019	Ø 65 - 23 x 85 X 230

29 71690 4080

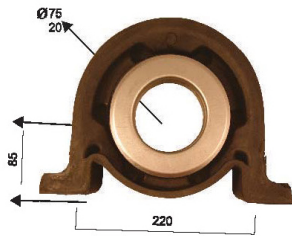
Propeller Shaft Center Supports



Model	Oem Ref No	Dimensions
MAN TGA	81.39410.6020	∅ 75 - 20 x 85 x 230 mm

29 71600 4903

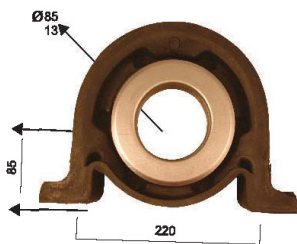
Propeller Shaft Center Supports



Model	Oem Ref No	Dimensions
MAN 2040 - 2045 Series TGA	81.39400.6107 81.39410.6021	∅ 75 - 20 x 85 x 220 mm

29 71690 4079

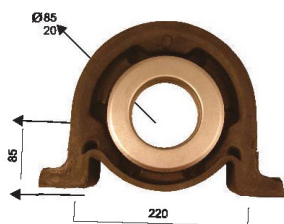
Propeller Shaft Center Supports



Model	Oem Ref No	Dimensions
MAN 2055 Series TGA	81.39410.6031 81.39410.6023	∅ 85 - 13 x 85 x 220 mm

PS-06


Propeller Shaft Center Supports



Model	Oem Ref No	Dimensions
MAN 2055 Series TGA		∅ 85 - 20 x 85 x 220

29 71690 4092


Propeller Shaft Center Supports



Model	Oem Ref No	Dimensions
MAN OM	81.39410.6018	∅ 100 - 13 x 85 x 193,5 mm




to fit **Man**
Release Bearing



29 70550 0023

Release Bearing


Model	Oem Ref No	Sachs No
MAN Clutch for 43	81.30550.0087 81.30550.0063 81.30550.0067 81.30550.0071 81.30550.0073 81.30550.0077 81.30550.0088	3151 169 332 - 3151 273 431 3151 169 131 - 3151 169 031 3151 000 034



29 70550 0041

Release Bearing


Model	Oem Ref No	Sachs No
MAN	81.30550.0069 81.30550.0078	3151 152 102 - 3151 152 101 3151 000 395



29 70550 0054

Release Bearing


Model	Oem Ref No	Sachs No
MAN Long Type	81.30550.0056	3151 067 032 - 3151 067 002



29 70550 0056


Release Bearing

Model	Oem Ref No	Sachs No
MAN 8	81.30550.0054 81.30000.6336 81.30550.0043	3151 067 031 - 3151 067 001




7959 927 069
Release Bearing

Model	Oem Ref No	Sachs No
MAN		3151 183 041




29 70550 0050
Release Bearing

Model	Oem Ref No	Sachs No
MAN Short Type	81.30550.0050	3151 066 032 - 3151 006 002 3151 000 395



7959 044 009
Release Bearing

Model	Oem Ref No	Sachs No
MAN (Ikarus)		3151 066 001




29 70550 0075
Release Bearing

Model	Oem Ref No	Sachs No
MAN	81.30550.0035 81.30550.0049	3151 007 303 - 3151 101 031

29 70550 0084


Release Bearing



Model	Oem Ref No	Sachs No
MAN	81.30550.0026 81.30550.0072	3151 274 831 - 3151 057 001 3151 157 001

29 70550 0066


Release Bearing



Model	Oem Ref No	Sachs No
MAN	81.30550.0044 81.30550.0060	3151 153 002 - 3151 199 001 3151 199 002

29 70550 0069


Release Bearing




Model	Oem Ref No	Sachs No
MAN	81.30550.0041 81.30550.6019	3151 023 101 - 1851 117 201 3151 157 001

29 70550 0901

Release Bearing




Model	Oem Ref No	Sachs No
MAN	81.30550.0109 81.30550.0110 81.30000.6587 81.30000.6600	3151 280 601 - 3151 000 053 3151 000 029 - 3151 000 034 3151 000 308



29 70550 0909

Release Bearing


Model	Oem Ref No	Sachs No
MAN	81.30550.0101 81.30550.0102 81.30550.0396 81.30550.0096 81.30550.0001	3151 225 001 - 3151 203 031 3151 225 031 - 3151 000 144



29 70550 0066

Release Bearing

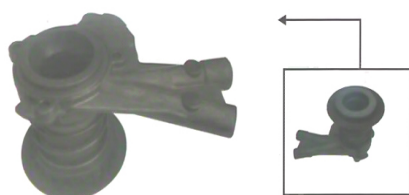
Model	Oem Ref No	Sachs No
MAN	81.30550.0044 81.30550.0060	3151 153 002 - 3151 199 001 3151 199 002



29 70550 3880

Release Bearing

Model	Oem Ref No	Sachs No
MAN	81.30550.7220 81.30550.0085	3151 262 031



29 70550 0905

Release Bearing

Model	Oem Ref No	Sachs No
MAN	81.30550.0105 81.30550.0091 81.30716.6101	3182 008 032 - 3182 008 037 3182 998 501

29 70550 0905

Release Bearing



Model	Oem Ref No	Sachs No
MAN	81.30550.0105	3151 253 031

29 70550 0020

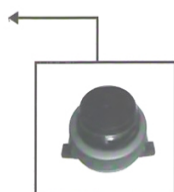
Release Bearing



Model	Oem Ref No	Sachs No
MAN	81.30550.0080 81.30550.0089	3151 263 031

74 70550 0007

Release Bearing



Model	Oem Ref No	Sachs No
MAN	36.30550.0003	3151 000 157




to fit **Man**
Rod Parts

29 64490 4820

Centre Rod




Model	Oem Ref No	Dimensions	Adjustable Tie Rod End
MAN 16.280 19.240 19.280 20.281 22.280 26.280 32.280	81.46610.6280	Length : 815 Cones Ø : d1 Ø 30,0 d2 Ø 27,0 Pipe Ø : 46 Taper : 1 / 10	 Length : 125 Cones Ø : d1 Ø 30,0 d2 Ø 27,0 Taper: 1 / 10 Thread: M30x1,5

29 64490 4822

Centre Rod




Model	Oem Ref No	Dimensions	Adjustable Tie Rod End
MAN 26.281 321, 32.281 321	81.46610.6288 81.46610.6088	Length : 800 Cones Ø : d1 Ø 26,0 d2 Ø 23,5 Pipe Ø : 40 Taper : 1 / 10	 Length : 125 Cones Ø : d1 Ø 30,0 d2 Ø 27,0 Taper: 1 / 10 Thread: M30x1,5

29 64490 4388

Centre Rod




Model	Oem Ref No	Dimensions	Adjustable Tie Rod End
MAN F90 F90 UNT F2000 E2000	81.46610.6722 81.46610.6333 81.46610.6334 81.46610.6354 81.46610.6355 81.46610.6360 81.46610.6361 81.46610.6721	Length : 1035 Cones Ø : d1 Ø 30,0 d2 Ø 27,0 Pipe Ø : 48 Taper : 1 / 10	 Length : 125 Cones Ø : d1 Ø 30,0 d2 Ø 27,0 Taper: 1 / 10 Thread: M30x1,5

29 64490 4454

Centre Rod




Model	Oem Ref No	Dimensions	Adjustable Tie Rod End
MAN F90 F2000	81.46610.6656 81.46610.6659 81.46611.6006	Length : 1055 Cones Ø : d1 Ø 30,0 d2 Ø 27,0 Pipe Ø : 40 Taper : 1 / 10	 Length : 125 Cones Ø : d1 Ø 30,0 d2 Ø 27,0 Taper: 1 / 10 Thread: M30x1,5

29 64499 4097

Centre Rod



Model	Oem Ref No	Dimensions	Adjustable Tie Rod End
MAN F90 F2000	81.46611.6013 81.46610.6691	Length : 1060 Cones Ø : d1 Ø 30,0 d2 Ø 27,0 Pipe Ø : 52 Taper : 1 / 10	 Length : 125 Cones Ø : d1 Ø 30,0 d2 Ø 27,0 Taper: 1 / 10 Thread: M30x1,5

29 64390 4692

Centre Rod




Model	Oem Ref No	Dimensions	Adjustable Tie Rod End
MAN F90	81.46710.6418	Length : 1795 Cones Ø : d1 Ø 30,0 d2 Ø 27,0 Pipe Ø : 50 Taper : 1 / 10	

29 64490 4449

Centre Rod




Model	Oem Ref No	Dimensions	Adjustable Tie Rod End
MAN F90 UNTER FLUR	81.46610.6661 81.46610.6663 81.46610.6665	Length : 1030 Cones Ø : d1 Ø 26,0 d2 Ø 23,5 Pipe Ø : 42 Taper : 1 / 10	 Length : 120 Cones Ø : d1 Ø 26,0 d2 Ø 23,5 Taper: 1 / 10 Thread: M30x1,5

29 64490 4951

Centre Rod




Model	Oem Ref No	Dimensions	Adjustable Tie Rod End
MAN F90 F2000	81.46610.6159 81.46610.6200 81.46610.6275 81.46610.6317 81.46611.6064 81.46710.6319	Length : 710 Cones Ø : d1 Ø 30,0 d2 Ø 27,0 Pipe Ø : 40 Taper : 1 / 10	 Length : 125 Cones Ø : d1 Ø 30,0 d2 Ø 27,0 Taper: 1 / 10 Thread: M30x1,5

29 64490 4532

Centre Rod




Model	Oem Ref No	Dimensions	Adjustable Tie Rod End
MAN F90 F2000 E2000	81.46610.6578 81.46610.6798 81.46610.6876	Length : 755 Cones Ø : d1 Ø 30,0 d2 Ø 27,0 Pipe Ø : 40 Taper : 1 / 10	 Length : 125 Cones Ø : d1 Ø 30,0 d2 Ø 27,0 Taper: 1 / 10 Thread: M30x1,5

29 64390 4979

Tie Rod Steering




Model	Oem Ref No	Dimensions	Adjustable Tie Rod End
MAN F90 F90 UNT. F2000 E2000 M90 M2000 L/M	81.46710.6131 81.46710.6265 81.46710.6266 81.46710.6359 81.46710.6360 81.46710.6362 81.46710.6396 81.46710.6397 81.46710.6816 81.46710.6904	Length : 1628 Cones Ø : d1 Ø 30,0 d2 Ø 27,0 Pipe Ø : 50 Taper : 1 / 10	 Length : 125 Cones Ø : d1 Ø 30,0 d2 Ø 27,0 Taper: 1 / 10 Thread: M30x1,5

29 64390 4722

Tie Rod Steering




Model	Oem Ref No	Dimensions	Adjustable Tie Rod End
MAN F90 UNT M90	81.46710.6388 81.46710.6393	Length : 1585 Cones Ø : d1 Ø 26,0 d2 Ø 23,5 Pipe Ø : 50 Taper : 1 / 10	 Length : 120 Cones Ø : d1 Ø 26,0 d2 Ø 23,5 Taper: 1 / 10 Thread: M30x1,5

29 64390 4668

Centre Rod




Model	Oem Ref No	Dimensions	Adjustable Tie Rod End
MAN M90	81.46710.6442	Length : 1000 Cones Ø : d1 Ø 30,0 / 26,0 d2 Ø 27,0 / 23,5 Pipe Ø : 42 Taper : 1 / 10	 Length : 125 Cones Ø : d1 Ø 30,0 d2 Ø 27,0 Taper: 1 / 10 Thread: M30x1,5

29 64390 4674

Centre Rod




Model	Oem Ref No	Dimensions	Adjustable Tie Rod End
MAN M90	81.46710.6436 81.46710.6437 81.46710.6455	Length : 955 Cones Ø : d1 Ø 26,0 d2 Ø 23,5 Pipe Ø : 40 Taper : 1 / 10	 Length : 120 Cones Ø : d1 Ø 26,0 d2 Ø 23,5 Taper: 1 / 10 Thread: M30x1,5

29 64390 4676

Centre Rod




Model	Oem Ref No	Dimensions	Adjustable Tie Rod End
MAN M90	81.46710.6434 81.46710.6435 81.46710.6456	Length : 900 Cones Ø : d1 Ø 26,0 d2 Ø 23,5 Pipe Ø : 40 Taper : 1 / 10	 Length : 120 Cones Ø : d1 Ø 26,0 d2 Ø 23,5 Taper: 1 / 10 Thread: M30x1,5

29 64390 4671

Centre Rod




Model	Oem Ref No	Dimensions	Adjustable Tie Rod End
MAN M90	81.46710.6439 81.46710.6438	Length : 1000 Cones Ø : d1 Ø 26,0 d2 Ø 23,5 Pipe Ø : 40 Taper : 1 / 10	 Length : 120 Cones Ø : d1 Ø 26,0 d2 Ø 23,5 Taper: 1 / 10 Thread: M30x1,5

29 64390 4796

Tie Rod Steering




Model	Oem Ref No	Dimensions	Adjustable Tie Rod End
MAN M90 M2000 L	81.46710.6314 81.46710.6315 81.46710.6316	Length : 1545 Cones Ø : d1 Ø 26,0 d2 Ø 23,5 Pipe Ø : 38 Taper : 1 / 10	 Length : 120 Cones Ø : d1 Ø 26,0 d2 Ø 23,5 Taper: 1 / 10 Thread: M30x1,5

29 64490 4357

Centre Rod




Model	Oem Ref No	Dimensions	Adjustable Tie Rod End
MAN L2000	81.46610.6753 81.46610.6754 85.46610.6104	Length : 829 Cones Ø : d1 Ø 22,0 d2 Ø 20,0 Pipe Ø : 38 Taper : 1 / 10	 Length : 101 Cones Ø : d1 Ø 22,0 d2 Ø 20,0 Taper: 1 / 10 Thread: M28x1,5

29 64390 4979

Centre Rod




Model	Oem Ref No	Dimensions	Adjustable Tie Rod End
MAN L2000	81.46610.6725 85.46610.6102 85.46610.6030 85.46610.6201	Length : 820 Cones Ø : d1 Ø 20,0 d2 Ø 18,0 Pipe Ø : 32 Taper : 1 / 10	 Length : 95 Cones Ø : d1 Ø 20,0 d2 Ø 18,0 Taper: 1 / 10 Thread: M24x1,5

25 64490 4960

Centre Rod




Model	Oem Ref No	Dimensions	Adjustable Tie Rod End
MAN L2000 M2000 L TGL	85.46610.6140 85.46610.6021 85.46610.6121	Length : 840 Cones Ø : d1 Ø 22,0 d2 Ø 22,0 Pipe Ø : 38 Taper : 1 / 10	 Length : 101 Cones Ø : d1 Ø 22,0 d2 Ø 20,0 Taper: 1 / 10 Thread: M28x1,5

25 64490 4954

Centre Rod




Model	Oem Ref No	Dimensions	Adjustable Tie Rod End
MAN L2000 M2000 L CLA	85.46610.6156	Length : 882 Cones Ø : d1 Ø 30,0 / 26,0 d2 Ø 27,0 / 23,5 Pipe Ø : 38 Taper : 1 / 10	 Length : 125 Cones Ø : d1 Ø 30,0 d2 Ø 27,0 Taper: 1 / 10 Thread: M30x1,5

29 46390 4245

Tie Rod Steering




Model	Oem Ref No	Dimensions	Adjustable Tie Rod End
MAN L2000	81.46710.6865 81.46710.6866 81.46711.6717 81.46711.6728	Length : 1670 Cones Ø : d1 Ø 20,0 d2 Ø 18,0 Pipe Ø : 30 Taper : 1 / 10	 Length : 95 Cones Ø : d1 Ø 20,0 d2 Ø 18,0 Taper: 1 / 10 Thread: M24x1,5

29 64390 4259

Tie Rod Steering




Model	Oem Ref No	Dimensions	Adjustable Tie Rod End
MAN L2000 M2000 L	81.46710.6851 81.46710.6852 81.46711.6719 81.46711.6729 81.46710.6395	Length : 1630 Cones Ø : d1 Ø 22,0 d2 Ø 20,0 Pipe Ø : 35 Taper : 1 / 10	 Length : 101 Cones Ø : d1 Ø 22,0 d2 Ø 20,0 Taper: 1 / 10 Thread: M28x1,5

29 64490 4331

Centre Rod



Model	Oem Ref No	Dimensions	Adjustable Tie Rod End
MAN F2000 E2000	81.46610.6779 81.46610.6780 81.46610.6782	Length : 1045 Cones Ø : d1 Ø 30,0 d2 Ø 27,0 Pipe Ø : 48 Taper : 1 / 10	 Length : 160 Cones Ø : d1 Ø 30,0 d2 Ø 27,0 Taper: 1 / 10 Thread: M30x1,5

29 64490 4310

Centre Rod




Model	Oem Ref No	Dimensions	Adjustable Tie Rod End
MAN F2000 E2000	81.46610.6790 81.46610.6791 81.46610.6191	Length : 1750 Cones Ø : d1 Ø 30,0 d2 Ø 27,0 Pipe Ø : 52 Taper : 1 / 10	

29 64499 4006

Centre Rod




Model	Oem Ref No	Dimensions	Adjustable Tie Rod End
MAN F2000 E2000	81.46611.6004 81.46611.6005	Length : 1063 Cones Ø : d1 Ø 30,0 d2 Ø 27,0 Pipe Ø : 42 Taper : 1 / 10	 Length : 125 Cones Ø : d1 Ø 30,0 d2 Ø 27,0 Taper: 1 / 10 Thread: M30x1,5

29 64499 4091

Centre Rod




Model	Oem Ref No	Dimensions	Adjustable Tie Rod End
MAN F2000 E2000 EL,NG,NL NM	81.46611.6019 81.46610.6374	Length : 1050 Cones Ø : d1 Ø 30,0 d2 Ø 27,0 Pipe Ø : 42 Taper : 1 / 10	 Length : 125 Cones Ø : d1 Ø 30,0 d2 Ø 27,0 Taper: 1 / 10 Thread: M30x1,5

29 64499 4096

Centre Rod




Model	Oem Ref No	Dimensions	Adjustable Tie Rod End
MAN F2000	81.46611.6014 81.46610.6767 81.46610.6768	Length : 900 Cones Ø : d1 Ø 30,0 d2 Ø 27,0 Pipe Ø : 38 Taper : 1 / 10	 Length : 125 Cones Ø : d1 Ø 30,0 d2 Ø 27,0 Taper: 1 / 10 Thread: M30x1,5

29 64390 4116

Tie Rod Steering




Model	Oem Ref No	Dimensions	Adjustable Tie Rod End
MAN F2000 E2000	81.46710.6994 81.46711.6726	Length : 1664 Cones Ø : d1 Ø 30,0 d2 Ø 27,0 Pipe Ø : 50 Taper : 1 / 10	 Length : 125 Cones Ø : d1 Ø 30,0 d2 Ø 27,0 Taper: 1 / 10 Thread: M30x1,5

29 64390 4144

Tie Rod Steering




Model	Oem Ref No	Dimensions	Adjustable Tie Rod End
MAN F2000 19.293/ 343/ 403/ 463	81.46710.6966 81.46711.6714	Length : 1625 Cones Ø : d1 Ø 30,0 d2 Ø 27,0 Pipe Ø : 50 Taper : 1 / 10	 Length : 145 Cones Ø : d1 Ø 30,0 d2 Ø 27,0 Taper: 1 / 10 Thread: M30x1,5

29 64390 4104

Tie Rod Steering




Model	Oem Ref No	Dimensions	Adjustable Tie Rod End
MAN F2000	81.46710.6906	Length : 1664 Cones Ø : d1 Ø 30,0 d2 Ø 27,0 Pipe Ø : 50 Taper : 1 / 10	 Length : 125 Cones Ø : d1 Ø 30,0 d2 Ø 27,0 Taper: 1 / 10 Thread: M30x1,5

25 64490 4967

Centre Rod




Model	Oem Ref No	Dimensions	Adjustable Tie Rod End
MAN M2000 L	85.46610.6143 85.46610.6107	Length : 860 Cones Ø : d1 Ø 30,0 / 26,0 d2 Ø 27,0 / 23,5 Pipe Ø : 38 Taper : 1 / 10	 Length : 125 Cones Ø : d1 Ø 30,0 d2 Ø 27,0 Taper: 1 / 10 Thread: M30x1,5

25 64490 4968

Centre Rod




Model	Oem Ref No	Dimensions	Adjustable Tie Rod End
MAN M2000 L TGL	85.46610.6142 85.46610.6012 85.46610.6212 85.46610.6112	Length : 860 Cones Ø : d1 Ø 26,0 d2 Ø 23,5 Pipe Ø : 38 Taper : 1 / 10	 Length : 120 Cones Ø : d1 Ø 26,0 d2 Ø 23,5 Taper: 1 / 10 Thread: M30x1,5

25 64490 4958

Centre Rod




Model	Oem Ref No	Dimensions	Adjustable Tie Rod End
MAN M2000 M	85.46610.6152 85.46610.6018 85.46610.6118 85.46610.6218	Length : 980 Cones Ø : d1 Ø 30,0 d2 Ø 27,0 Pipe Ø : 42 Taper : 1 / 10	 Length : 125 Cones Ø : d1 Ø 30,0 d2 Ø 27,0 Taper: 1 / 10 Thread: M30x1,5

25 64490 4969

Centre Rod




Model	Oem Ref No	Dimensions	Adjustable Tie Rod End
MAN M2000 L TGL	85.46610.6141 85.46610.6105	Length : 795 Cones Ø : d1 Ø 26,0 d2 Ø 23,5 Pipe Ø : 38 Taper : 1 / 10	 Length : 120 Cones Ø : d1 Ø 26,0 d2 Ø 23,5 Taper: 1 / 10 Thread: M30x1,5

25 64490 4902

Centre Rod




Model	Oem Ref No	Dimensions	Adjustable Tie Rod End
MAN M2000 L	85.46610.6108 85.46610.6144 85.46610.6208	Length : 896 Cones Ø : d1 Ø 30,0 d2 Ø 27,0 Pipe Ø : 38 Taper : 1 / 10	 Length : 125 Cones Ø : d1 Ø 30,0 d2 Ø 27,0 Taper: 1 / 10 Thread: M30x1,5

25 64490 4964

Centre Rod




Model	Oem Ref No	Dimensions	Adjustable Tie Rod End
MAN M2000 L TGM	85.46610.6146 85.46610.6239 85.46610.6123 85.46610.6052	Length : 875 Cones Ø : d1 Ø 26,0 d2 Ø 23,5 Pipe Ø : 38 Taper : 1 / 10	 Length : 120 Cones Ø : d1 Ø 26,0 d2 Ø 23,5 Taper: 1 / 10 Thread: M30x1,5

25 64490 4950

Tie Rod Steering




Model	Oem Ref No	Dimensions	Adjustable Tie Rod End
MAN M2000 M	85.46610.6150 85.46610.6019 85.46610.6119	Length : 910 Cones Ø : d1 Ø 26,0 d2 Ø 23,5 Pipe Ø : 40 Taper : 1 / 10	 Length : 120 Cones Ø : d1 Ø 26,0 d2 Ø 23,5 Taper: 1 / 10 Thread: M30x1,5

29 64399 4399

Tie Rod Steering




Model	Oem Ref No	Dimensions	Adjustable Tie Rod End
MAN M2000 L/M	81.46711.6711 81.46710.6933 81.46710.6934	Length : 1650 Cones Ø : d1 Ø 26,0 d2 Ø 23,5 Pipe Ø : 50 Taper : 1 / 10	 Length : 125 Cones Ø : d1 Ø 26,0 d2 Ø 23,5 Taper: 1 / 10 Thread: M30x1,5

29 64490 4709

Centre Rod




Model	Oem Ref No	Dimensions	Adjustable Tie Rod End
MAN G G90	81.46610.6301 81.46610.6305 81.46610.6328	Length : 780 Cones Ø : d1 Ø 22,0 d2 Ø 20,0 Pipe Ø : 35 Taper : 1 / 10	 Length : 101 Cones Ø : d1 Ø 22,0 d2 Ø 20,0 Taper: 1 / 10 Thread: M28x1,5

29 64490 4781

Centre Rod




Model	Oem Ref No	Dimensions	Adjustable Tie Rod End
MAN G G90	81.46610.6329 81.46610.6281 81.46610.6300 81.46610.6303 81.46610.6304 81.46610.6327	Length : 785 Cones Ø : d1 Ø 22,0 / 20,0 d2 Ø 20,0 / 18,0 Pipe Ø : 30 Taper : 1 / 10	 Length : 95 Cones Ø : d1 Ø 20,0 d2 Ø 18,0 Taper: 1 / 10 Thread: M24x1,5

29 64390 4872

Tie Rod Steering




Model	Oem Ref No	Dimensions	Adjustable Tie Rod End
MAN	81.46611.6238	Length : 1455 Cones Ø : d1 Ø 22,0 d2 Ø 20,0 Pipe Ø : 35 Taper : 1 / 10	 Length : 101 Cones Ø : d1 Ø 22,0 d2 Ø 20,0 Taper: 1 / 10 Thread: M28x1,5
G	81.46611.6240		
G90	81.46611.6409		
	81.46611.6410		

29 64499 4977

Centre Rod




Model	Oem Ref No	Dimensions	Adjustable Tie Rod End
MAN	81.46611.6133	Length : 995 Cones Ø : d1 Ø 30,0 d2 Ø 27,0 Pipe Ø : 52 Taper : 1 / 10	 Length : 125 Cones Ø : d1 Ø 30,0 d2 Ø 27,0 Taper: 1 / 10 Thread: M30x1,5
TGA	81.46611.6087		
TGS	81.46611.6096		
TGX	81.46611.6132		
	81.46611.6197		
	81.46611.6198		
	81.46611.6097		

29 64499 4905

Centre Rod




Model	Oem Ref No	Dimensions	Adjustable Tie Rod End
MAN	81.46611.6105	Length : 970 Cones Ø : d1 Ø 30,0 d2 Ø 27,0 Pipe Ø : 52 Taper : 1 / 10	 Length : 125 Cones Ø : d1 Ø 30,0 d2 Ø 27,0 Taper: 1 / 10 Thread: M30x1,5
TGA	81.46611.6134		
TGS	81.46611.6135		
TGX	81.46611.6199		
	81.46611.6200		
	81.46611.6206		

29 64499 4808

Centre Rod



Model	Oem Ref No	Dimensions	Adjustable Tie Rod End
MAN	81.46611.6202	Length : 1021 Cones Ø : d1 Ø 30,0 d2 Ø 27,0 Pipe Ø : 52 Taper : 1 / 10	 Length : 140 Cones Ø : d1 Ø 30,0 d2 Ø 27,0 Taper: 1 / 10 Thread: M30x1,5
TGA	81.46611.6138		
TGS	81.46611.6139		

29 64490 4532

Centre Rod




Model	Oem Ref No	Dimensions	Adjustable Tie Rod End
MAN TGA TGS	81.46611.6161 82.46610.6186	Length : 1800 Cones Ø : d1 Ø 30,0 d2 Ø 27,0 Pipe Ø : 62 Taper : 1 / 10	

25 64490 4948

Centre Rod




Model	Oem Ref No	Dimensions	Adjustable Tie Rod End
MAN TGL	85.46610.6162	Length : 820 Cones Ø : d1 Ø 22,0 d2 Ø 20,0 Pipe Ø : 38 Taper : 1 / 10	 <p>Length : 101 Cones Ø : d1 Ø 22,0 d2 Ø 20,0 Taper: 1 / 10 Thread: M28x1,5</p>

25 64490 4947

Centre Rod




Model	Oem Ref No	Dimensions	Adjustable Tie Rod End
MAN TGM	85.46610.6163	Length : 882 Cones Ø : d1 Ø 30,0 / 26,0 d2 Ø 27,0 / 23,5 Pipe Ø : 42 Taper : 1 / 10	 <p>Length : 125 Cones Ø : d1 Ø 30,0 d2 Ø 27,0 Taper: 1 / 10 Thread: M30x1,5</p>

29 64390 4668

Tie Rod Steering




Model	Oem Ref No	Dimensions	Adjustable Tie Rod End
MAN F90 F2000 E2000 M2000 L/M TGA TGS TGX	81.46710.6112 81.46710.6163 81.46710.6165 81.46710.6198 81.46710.6353 81.46710.6354 81.46710.6361 81.46711.6725 81.46711.6820	Length : 1652 Cones Ø : d1 Ø 30,0 d2 Ø 27,0 Pipe Ø : 50 Taper : 1 / 10	 <p>Length : 125 Cones Ø : d1 Ø 30,0 d2 Ø 27,0 Taper: 1 / 10 Thread: M30x1,5</p>

29 64399 4240

Tie Rod Steering




Model	Oem Ref No	Dimensions	Adjustable Tie Rod End
MAN M2000 L/M TGA TGM TGS TGX	81.46711.6860 81.46711.6859 81.46711.6921 81.46711.6861 81.46711.6883 81.46711.6773 81.46711.6858 81.46711.6863	Length : 1680 Cones Ø : d1 Ø 30,0 d2 Ø 27,0 Pipe Ø : 52 Taper : 1 / 10	 Length : 140 Cones Ø : d1 Ø 30,0 d2 Ø 27,0 Taper: 1 / 10 Thread: M30x1,5

29 64399 4216

Tie Rod Steering




Model	Oem Ref No	Dimensions	Adjustable Tie Rod End
MAN TGL TGM	81.46711.6894 81.46711.6896 81.46711.6893 81.46711.6803	Length : 1632 Cones Ø : d1 Ø 22,0 d2 Ø 20,0 Pipe Ø : 38 Taper : 1 / 10	 Length : 101 Cones Ø : d1 Ø 22,0 d2 Ø 20,0 Taper: 1 / 10 Thread: M28x1,5

29 64390 4988

Tie Rod Steering




Model	Oem Ref No	Dimensions	Adjustable Tie Rod End
MAN F90 F2000 E2000 L2000 M2000 L/M TGA/TGM/TGS LIONS STAR LIONS COACH	81.46710.6122 81.46710.6167 81.46710.6194 81.46710.6195 81.46710.6378 81.46710.6379 81.46710.6380 81.46710.6830 81.46710.6836 81.46710.6912	Length : 1588 Cones Ø : d1 Ø 30,0 d2 Ø 27,0 Pipe Ø : 52 Taper : 1 / 10	 Length : 125 Cones Ø : d1 Ø 30,0 d2 Ø 27,0 Taper: 1 / 10 Thread: M30x1,5

29 64499 4094

Centre Rod



Model	Oem Ref No	Dimensions	Adjustable Tie Rod End
MAN NG NL	81.46611.6016 81.46610.6375 81.46610.6684	Length : 1045 / 1245 Cones Ø : d1 Ø 30,0 d2 Ø 27,0 Pipe Ø : 60 Taper : 1 / 10	 Length : 168 Cones Ø : d1 Ø 30,0 d2 Ø 27,0 Taper: 1 / 10 Thread: M52x1,5

29 64499 4065

Centre Rod




Model	Oem Ref No	Dimensions	Adjustable Tie Rod End
MAN NG NL NU N:4516 CENTRO-E	81.46611.6045	Length : 628 Cones Ø : d1 Ø 30,0 / 26,0 d2 Ø 27,0 / 23,5 Pipe Ø : 40 Taper : 1 / 10	

29 64499 4025

Centre Rod




Model	Oem Ref No	Dimensions	Adjustable Tie Rod End
MAN NG NL NU CENTRO-E (N4516)	81.46611.6085 81.46610.6794 81.46611.6044	Length : 1358 Cones Ø : d1 Ø 30,0 d2 Ø 27,0 Pipe Ø : 52 Taper : 1 / 10	 Length : 140 Cones Ø : d1 Ø 30,0 d2 Ø 27,0 Taper: 1 / 10 Thread: M30x1,5

29 64490 4456

Centre Rod




Model	Oem Ref No	Dimensions	Adjustable Tie Rod End
MAN EM/NM BUS CHASSIS: 10.150/180/190/ 220/230 11.150/180/190/ 220/230 13.210/220/230 HOCL/R 13.220HOCLSKD	81.46610.6654 81.46611.6061	Length : 1375 Cones Ø : d1 Ø 30,0 / 26,0 d2 Ø 27,0 / 23,5 Pipe Ø : 40 Taper : 1 / 10	 Length : 120 Cones Ø : d1 Ø 30,0 d2 Ø 27,0 Taper: 1 / 10 Thread: M30x1,5

29 64499 4902

Centre Rod




Model	Oem Ref No	Dimensions	Adjustable Tie Rod End
MAN NG/NL/ND LIONS CITY BUS CHASSIS: 18.220HOCL/R -NL	81.46611.6108	Length : 1358 Cones Ø : d1 Ø 30,0 d2 Ø 27,0 Pipe Ø : 52 Taper : 1 / 10	 Length : 140 Cones Ø : d1 Ø 30,0 d2 Ø 27,0 Taper: 1 / 10 Thread: M30x1,5

29 64390 4248

Tie Rod Steering




Model	Oem Ref No	Dimensions	Adjustable Tie Rod End
MAN EL/NG/NL/NM BUS CHASSIS: 24.310/350 HOCLNR/NL- DD	81.46710.6862 81.46710.6863 81.46710.6864 81.46710.6909 81.46710.6910 81.46710.6974 81.46711.6712	Length : 1689 Cones Ø : d1 Ø 26,0 d2 Ø 23,5 Pipe Ø : 50 Taper : 1 / 10	 Length : 150 Cones Ø : d1 Ø 26,0 d2 Ø 23,5 Taper: 1 / 10 Thread: M30x1,5

29 64399 4395

Tie Rod Steering




Model	Oem Ref No	Dimensions	Adjustable Tie Rod End
MAN NG NL NU CENTRO-E (N4516)	81.46711.6715	Length : 1702 Cones Ø : d1 Ø 30,0 d2 Ø 27,0 Pipe Ø : 50 Taper : 1 / 10	 Length : 145 Cones Ø : d1 Ø 30,0 d2 Ø 27,0 Taper: 1 / 10 Thread: M30x1,5

29 64390 4102

Tie Rod Steering




Model	Oem Ref No	Dimensions	Adjustable Tie Rod End
MAN NG: 262/263/272/ 312/313 NL: 202/222/223/ 262/263/312	81.46710.6908 81.46710.6818	Length : 1725 Cones Ø : d1 Ø 26,0 d2 Ø 23,5 Pipe Ø : 50 Taper : 1 / 10	 Length : 140 Cones Ø : d1 Ø 26,0 d2 Ø 23,5 Taper: 1 / 10 Thread: M30x1,5

29 64490 4818

Centre Rod



Model	Oem Ref No	Dimensions	Adjustable Tie Rod End
MAN SG SL II	81.46610.6292 81.46610.6424 81.46610.6432 81.46610.6434 81.46610.6437 81.46610.6513 81.46610.6537 81.46610.6596 81.46610.6614 81.46610.6635	Length : 1922 Cones Ø : d1 Ø 30,0 d2 Ø 27,0 Pipe Ø : 50 Taper : 1 / 10	 Length : 125 Cones Ø : d1 Ø 30,0 d2 Ø 27,0 Taper: 1 / 10 Thread: M30x1,5

29 64399 4351

Tie Rod Steering




Model	Oem Ref No	Dimensions	Adjustable Tie Rod End
MAN	81.46711.6759	Length : 729 Cones Ø : d1 Ø 30,0 d2 Ø 27,0 Pipe Ø : 40 Taper : 1 / 10	
LIONS COACH	81.46710.6081		
R/SG/SL/SLII/	81.46710.6137		
SR/SU/UL	81.46710.6173		
	81.46710.6294		
	81.46711.6761		
	81.46711.6760		
	81.46710.6419		
	81.46710.6444		
	81.46710.6877 / 6879		

29 64390 4234

Tie Rod Steering



Model	Oem Ref No	Dimensions	Adjustable Tie Rod End
MAN	81.46710.6876	Length : 501 Cones Ø : d1 Ø 30,0 d2 Ø 27,0 Pipe Ø : 40 Taper : 1 / 10	 Length : 125 Cones Ø : d1 Ø 30,0 d2 Ø 27,0 Taper : 1 / 10 Thread: M30x1,5
LIONS COACH	81.46710.6080		
LIONS STAR	81.46710.6136		
R,SG,SL,SLII,SR	81.46710.6172		
SU,UL	81.46710.6295		
	81.46710.6337		
	81.46710.6345		
	81.46710.6421		
	81.46710.6451		

29 64399 4231

Tie Rod Steering




Model	Oem Ref No	Dimensions	Adjustable Tie Rod End
MAN	81.46711.6879	Length : 413 Cones Ø : d1 Ø 30,0 d2 Ø 27,0 Pipe Ø : 36 Taper : 1 / 10	
LIONS COACH	81.46711.6878		
LIONS STAR	81.46711.6877		
UL	81.46711.6771		
BUS CHASSIS:			
18.310/350/370			
400/420/			
460HOCL-R			
CENTRO LINER			
(N4420/4421)			

29 64399 4236

Tie Rod Steering



Model	Oem Ref No	Dimensions	Adjustable Tie Rod End
MAN	81.46711.6874	Length : 661 Cones Ø : d1 Ø 30,0 d2 Ø 27,0 Pipe Ø : 38 Taper : 1 / 10	 Length : 125 Cones Ø : d1 Ø 30,0 d2 Ø 27,0 Taper : 1 / 10 Thread: M30x1,5
LIONS COACH	81.46711.6875		
LIONS STAR	81.46711.6876		
UL	81.46711.6770		
BUS CHASSIS:	81.46711.6772		
18.310/350/370			
/400/420/460			
HOCL-R			

29 64399 4212

Tie Rod Steering




Model	Oem Ref No	Dimensions	Adjustable Tie Rod End
MAN LIONS REGIO BUS CHASSIS: 18.260/310/350 /370/400/410/ 420/460 HOCLR STARLINER (N5217/5218) TRENDLINER (N3516U/3UL	81.46711.6898 81.46711.6897 81.46711.6899 81.46711.6886	Length : 429 Cones Ø : d1 Ø 30,0 d2 Ø 27,0 Pipe Ø : 36 Taper : 1 / 10	

29 64499 4961

Centre Rod




Model	Oem Ref No	Dimensions	Adjustable Tie Rod End
MAN SU(TURKISH): 18.223/253/263 /313 BUS CHASSIS: 18.310/350/360 /370/400/410/ 420/460HOCLR 18.310/313/350 /370/400/420	81.46611.6149	Length : 925 Cones Ø : d1 Ø 30,0 d2 Ø 27,0 Pipe Ø : 52 Taper : 1 / 10	 Length : 125 Cones Ø : d1 Ø 30,0 d2 Ø 27,0 Taper : 1 / 10 Thread: M30x1,5

29 64399 4383

Tie Rod Steering




Model	Oem Ref No	Dimensions	Adjustable Tie Rod End
MAN SU(TURKISH): 18.223/253/263 /313 BUS CHASSIS: 18.230/250/310 /350/360/370/ 400/410/420/ 460HOCL-1 18.310/350/370	81.46711.6727 81.46711.6778 81.46711.6732 81.46711.6844	Length : 1729 Cones Ø : d1 Ø 30,0 d2 Ø 27,0 Pipe Ø : 50 Taper : 1 / 10	 Length : 140 Cones Ø : d1 Ø 30,0 d2 Ø 27,0 Taper : 1 / 10 Thread: M30x1,5

29 64399 4388

Tie Rod Steering




Model	Oem Ref No	Dimensions	Adjustable Tie Rod End
MAN UL BUS CHASSIS: 18.310/350/370 /400/420/460 HOCL/R 18.310/313/350 /370/400 24.350/400	81.46711.6722 81.46710.6902	Length : 1676 Cones Ø : d1 Ø 30,0 d2 Ø 27,0 Pipe Ø : 50 Taper : 1 / 10	 Length : 125 Cones Ø : d1 Ø 30,0 d2 Ø 27,0 Taper : 1 / 10 Thread: M30x1,5

29 64490 4302

Centre Rod




Model	Oem Ref No	Dimensions	Adjustable Tie Rod End
MAN BUS CHASSIS: 18.230/250/310 /350/370/400/ 420/460HOCLR 18.310/313/350 /370/400/ 420HOCLR-SKD	81.46610.6708 81.46611.6067	Length : 905 Cones Ø : d1 Ø 30,0 d2 Ø 27,0 Pipe Ø : 52 Taper : 1 / 10	 Length : 125 Cones Ø : d1 Ø 30,0 d2 Ø 27,0 Taper: 1 / 10 Thread: M30x1,5

29 64490 4416

Centre Rod




Model	Oem Ref No	Dimensions	Adjustable Tie Rod End
MAN BUS CHASSIS: 10.150/180/190 /220/230 11.150/180/190 /220/230 10.150/ 180HOCL/HOCR	81.46610.6694 81.46611.6062	Length : 1705 Cones Ø : d1 Ø 30,0 d2 Ø 27,0 Pipe Ø : 40 Taper : 1 / 10	 Length : 125 Cones Ø : d1 Ø 30,0 d2 Ø 27,0 Taper: 1 / 10 Thread: M30x1,5

29 64499 4029

Centre Rod




Model	Oem Ref No	Dimensions	Adjustable Tie Rod End
MAN BUS CHASSIS: 24.310/350 HOCLNR/NL- DD	81.46611.6081	Length : 1059 Cones Ø : d1 Ø 30,0 d2 Ø 27,0 Pipe Ø : 52 Taper : 1 / 10	 Length : 125 Cones Ø : d1 Ø 30,0 d2 Ø 27,0 Taper: 1 / 10 Thread: M30x1,5

29 64490 4462

Centre Rod




Model	Oem Ref No	Dimensions	Adjustable Tie Rod End
MAN BUS CHASSIS: 18.310/350/360 /370/400/420 HOCL/R-SKD	81.46610.6648 81.46611.6150	Length : 1145 Cones Ø : dd1 Ø 30,0 d2 Ø 27,0 Pipe Ø : 40 Taper : 1 / 10	 Length : 125 Cones Ø : d1 Ø 30,0 d2 Ø 27,0 Taper: 1 / 10 Thread: M30x1,5

74 64390 4003

Tie Rod Steering



Model	Oem Ref No	Dimensions	Adjustable Tie Rod End
	36.46710.6007	Length : 900 Cones Ø : d1 Ø 30,0 d2 Ø 27,0 Pipe Ø : 40 Taper : 1 / 10	 Length : 125 Cones Ø : d1 Ø 30,0 d2 Ø 27,0 Taper: 1 / 10 Thread: M30x1,5

29 64499 4979

Centre Rod



Model	Oem Ref No	Dimensions	Adjustable Tie Rod End
MAN BUS CHASSIS: 12.220 HOCL- NL-CKD 12.220 HOCL/R -NL 14.220 HOCL/R	81.46611.6131	Length : 745 Cones Ø : d1 Ø 26,0 d2 Ø 23,5 Pipe Ø : 40 Taper : 1 / 10	

29 67870 4073

Torque Rod



Model	Oem Ref No	Dimensions
MAN 14.220 15.220/240 16.220/281/291 /321/331/361 17.220/240 19.281/291/321 /331/361/ 22.220/240/281/ 291/321/331/361	81.43230.6037	Length : 500 Hole Ø : 19 / 19 Pipe Ø : 50 Hole Distance : 130 / 130

29 67880 4058

Torque Rod



Model	Oem Ref No	Dimensions
MAN 26.281/291/321/ 331/361 30.281/291/321/ /361 32.281/291/321/ 331/361 33.281/291/321/ 331/361/ 34.281/291/321	81.43220.6052 81.43220.6010 81.43220.6012 81.43220.6013 81.43220.6018 81.43220.6056 81.43220.6020 81.43220.6028 81.43220.6035 81.43220.6040 / 6041	Length : 565 Hole Ø : 19 / 19 Pipe Ø : 50 Hole Distance : 130 / 130

29 67870 4072

Torque Rod



Model	Oem Ref No	Dimensions
MAN 16.281/291/321/ 331/361 19.281/291/321/ 331/361 22.220/240/281/ 291/321/331/361 24.220/240/291/ 331/361 25.220/240/291	81.43230.6038 81.43230.6039	Length : 768 Hole Ø : 19 / 19 Pipe Ø : 50 Hole Distance : 130 / 130

29 67880 4960

Torque Rod



Model	Oem Ref No	Dimensions
MAN M90 M2000 L / M	81.43220.6140 81.43220.9140	Length : 596 Hole Ø : 19 / 18,5 Pipe Ø : 50 Hole Distance : 130 / 102

29 67870 1079

Torque Rod



Model	Oem Ref No	Dimensions
MAN M90	81.43230.9031 81.43230.6015 81.43230.6031	Length : 596 Hole Ø : 19 / 19 Pipe Ø : 50 Hole Distance : 130 / 130

29 67880 1018

Torque Rod



Model	Oem Ref No	Dimensions
MAN F90 F2000 E2000 TGA	81.43220.9092 81.43220.6067 81.43220.6068 81.43220.6090 81.43220.6092	Length : 590 Hole Ø : 19 / 19 Pipe Ø : 48 Hole Distance : 130 / 130

29 67870 4072

Torque Rod



Model	Oem Ref No	Dimensions
MAN F90 F2000 E2000 TGA	81.43220.6070 81.43220.6071 81.43220.6072 81.43220.6091 81.43220.6093	Length : 585 Hole Ø : 21 / 21 Pipe Ø : 58 Hole Distance : 130 / 130

29 67880 4936

Torque Rod



Model	Oem Ref No	Dimensions
MAN M2000 L / M	81.43220.6174	Length : 644 Hole Ø : 19 / 18,5 Pipe Ø : 50 Hole Distance : 130 / 102

29 67880 4894

Torque Rod



Model	Oem Ref No	Dimensions
MAN L2000:12.185/ 225[LE180C/ 220C] M2000 L:12.163/ 224	81.43220.6216	Length : 540 Hole Ø : 17 / 17 Pipe Ø : 38 Hole Distance : 100 / 100

29 67850 4003

Torque Rod



Model	Oem Ref No	Dimensions
MAN G G90 L2000 TGL	81.43250.6007	Length : 840 Hole Ø : 20 Pipe Ø : 40 Hole Distance :

29 67880 4014

Torque Rod



Model	Oem Ref No	Dimensions
MAN F90 F90 UNT F2000 E2000 M90 M2000 L / M TGA	81.43220.6096 81.43220.6098 81.43220.6129 81.43230.6014 81.43230.6030 81.43220.9129 81.43220.9096 81.43220.6097	Length : 571 Hole Ø : 19 / 19 Pipe Ø : 50 Hole Distance : 130 / 130

29 67880 4960

Torque Rod



Model	Oem Ref No	Dimensions
MAN F90 F90 UNT F2000 E2000 M90 M2000 L/M TGA	81.43220.6096 81.43220.6098 81.43220.6129 81.43230.6014 81.43230.6030 81.43220.9129 81.43220.9096 81.43220.6097	Length : 577 Hole Ø : 19 / 19 Pipe Ø : 48 Hole Distance : 130 / 130

29 67880 4874

Torque Rod



Model	Oem Ref No	Dimensions
MAN	81.43220.6236	Length : 566
TGA	81.43220.6267	Hole Ø : 19 / 19
TGS	81.43220.6272	Pipe Ø : 50
TGX	81.43220.9236	Hole Distance : 130 / 130
	81.43220.9267	
	81.43220.9272	

29 67880 4881

Torque Rod



Model	Oem Ref No	Dimensions
MAN	81.43220.6229	Length : 572
TGA	81.43220.6304	Hole Ø : 19 / 19
TGS	81.43220.6305	Pipe Ø : 48
TGX		Hole Distance : 130 / 130

29 67880 4914

Torque Rod



Model	Oem Ref No	Dimensions
MAN	81.43220.6196	Length : 596
F2000		Hole Ø : 19 / 19
TGA		Pipe Ø : 48
TGS		Hole Distance : 130 / 130
TGX		

29 67880 4888

Torque Rod



Model	Oem Ref No	Dimensions
MAN	81.43220.6222	Length : 947
TGA	81.43220.6260	Hole Ø : 17 / 17
TGS	81.43220.6284	Pipe Ø : 60
TGX	81.43220.6283	Hole Distance : 115 / 115

29 67880 4863

Torque Rod



Model	Oem Ref No	Dimensions
MAN TGA TGS TGX	81.43220.6247	Length : 414 Hole Ø : 23 / 23 Pipe Ø : 50 Hole Distance : 130 / 130

29 67880 4863

Torque Rod



Model	Oem Ref No	Dimensions
MAN TGA TGS TGX	81.43220.6247	Length : 414 Hole Ø : 23 / 23 Pipe Ø : 50 Hole Distance : 130 / 130

29 67880 4842

Torque Rod



Model	Oem Ref No	Dimensions
MAN TGA TGS TGX	81.43220.6268 81.43220.6291	Length : 572 Hole Ø : 19 / 19 Pipe Ø : 52 Hole Distance : 130 / 130

29 67880 4949

Torque Rod



Model	Oem Ref No	Dimensions
MAN TGA TGX NG NL NU	81.43220.6161 81.43220.6190	Length : 530 Hole Ø : 19 / 19 Pipe Ø : 48 Hole Distance : 130 / 130

29 67880 4965

Torque Rod



Model	Oem Ref No	Dimensions
MAN NG NL NU CENTRO-E(N4516)	81.43220.6145	Length : 531 Hole Ø : 19 / 19 Pipe Ø : 48 Hole Distance : 130 / 130

29 67880 4921

Torque Rod



Model	Oem Ref No	Dimensions
MAN NG NL NU SD 202 CENTRO-E(N4516)	81.43220.6189	Length : 614 Hole Ø : 19 / 19 Pipe Ø : 48 Hole Distance : 130 / 130

29 67880 4925

Torque Rod



Model	Oem Ref No	Dimensions
MAN EL NG NL	81.43220.6185	Length : 750 Hole Ø : 19 / 19 Pipe Ø : 48 Hole Distance : 130 / 130

29 67880 4924

Torque Rod



Model	Oem Ref No	Dimensions
MAN UL:242/272/ 292/312/322	81.43220.6186 81.43220.6102 81.43220.6148 81.43220.6152	Length : 670 Hole Ø : 19 / 19 Pipe Ø : 48 Hole Distance : 130 / 130

29 67880 4011

Torque Rod



Model	Oem Ref No	Dimensions
MAN	81.43220.6099 81.43220.6100	Length : 750 Hole Ø : 19 / 19 Pipe Ø : 48 Hole Distance : 130 / 130

29 67870 4000

Torque Rod



Model	Oem Ref No	Dimensions
MAN SL232	81.43230.6000 81.43230.6501	Length : 740 Hole Ø : 17 / 17 Pipe Ø : 50 Hole Distance : 115 / 115

29 67880 4068

Torque Rod



Model	Oem Ref No	Dimensions
MAN SR:240/280/280H /321H	81.43220.6042	Length : 762 Hole Ø : 19 / 19 Pipe Ø : 50 Hole Distance : 130 / 130

29 67880 4085

Torque Rod



Model	Oem Ref No	Dimensions
MAN SL200 SU 240	81.43220.6025	Length : 455 Hole Ø : 19 / 19 Pipe Ø : 50 Hole Distance : 130 / 130

29 67880 4880**Torque Rod**

Model	Oem Ref No	Dimensions
MAN BUS CHASSIS: 18.310/350/370/ 400/420/460 HOCL/R 18.310/313/350/ 370/400/ 420 HOCL/R-SKD 24.350/400 HOCLN	81.43220.6220 81.43220.6112 81.43220.6123 81.43220.6127 81.43220.6125	Length : 630 Hole Ø : 19 Pipe Ø : 50 Hole Distance : 130

29 67850 4094**Torque Rod**

Model	Oem Ref No	Dimensions
MAN BUS CHASSIS: 10.150/180/190 /220/230 10.150/180HOCL 10.150/180HOCR 11.150/180/190 /220/230 13.210/220/230 HOCL/R	81.43250.6016 81.43250.6011	Length : 880 Hole Ø : Pipe Ø : 40 Hole Distance :

29 67880 4835**Torque Rod**

Model	Oem Ref No	Dimensions
MAN LIONS COACH LIONS REGIO LIONS STAR BUS CHASSIS: 14.280 HOCL/R 18.310/350/360/ 370/400/420/ 460 HOCL/R	81.43220.6275 81.43220.6258 81.43220.6264 81.43220.6278 81.43220.6279	Length : 622 Hole Ø : 19 / 19 Pipe Ø : 50 Hole Distance : 130 / 130

29 67880 4862**Torque Rod**

Model	Oem Ref No	Dimensions
MAN LIONS COACH LIONS STAR LIONS REGIO CENTROLINER (N4420/4421) STARLINER (N5218) TRENDLINER (N3516/3 UL)	81.43220.6248 81.43220.6251 81.43220.6254 81.43220.6256	Length : 596 Hole Ø : 19 / 18,5 Pipe Ø : 50 Hole Distance : 130 / 102

29 67880 4953

Torque Rod



Model	Oem Ref No	Dimensions
MAN EM222/223 NM222/223 NMT222 BUS CHASSIS: 12.220HOCL/R 13.210/220/ 230 HOCL/R 13.220 HOCL/R-SKD 14.220 HOCL/R	81.43220.6157	Length : 569 Hole Ø : 19 / 19 Pipe Ø : 50 Hole Distance : 130 / 130

29 67880 4816

Torque Rod



Model	Oem Ref No	Dimensions
MAN BUS CHASSIS: 18.260/310/350/ 370/400/410/ 420/ 460 HOCL/R	81.43220.6294	Length : 330 Hole Ø : Pipe Ø : 36 Hole Distance :

29 67880 4933

Torque Rod



Model	Oem Ref No	Dimensions
MAN LIONS COACH LIONS STAR R:FRH 362 UL:313/353 CENTROLINER (N4420/4421)	81.43220.6177 81.43220.6179 81.43220.6224	Length : 330 Hole Ø : 15 Pipe Ø : 36 Hole Distance : 80

29 67880 4973

Torque Rod



Model	Oem Ref No	Dimensions
MAN LIONS COACH LIONS STAR UL313 / 353	81.43220.6137 81.43220.6134 81.43220.6135 81.43220.6136 81.43220.6138 81.43220.6191	Length : 633 Hole Ø : 21 Pipe Ø : 50 Hole Distance : 130

29 67870 4923

Torque Rod



Model	Oem Ref No	Dimensions
MAN LIONS COACH LIONS STAR UL 313 / 353	81.43230.6187	Length : 633 Hole Ø : 19 Pipe Ø : 50 Hole Distance : 130

29 67880 4927

Torque Rod



Model	Oem Ref No	Dimensions
MAN LIONS COACH LIONS STAR UL 313 / 353 CENTROLINER (N4420/4421)	81.43220.6183 81.43220.6151 81.43220.6276	Length : 570 Hole Ø : 19 / 19 Pipe Ø : 48 Hole Distance : 130 / 130



29 67830 4032
Triangular Torque Rod

Model	Oem Ref No	Dimensions
MAN	81.43270.6078	Length : 627 Hole Ø : 23 / 23 Pipe Ø : 50 Hole Distance : 152 / 152
F90	81.43270.6057	
F2000	81.43270.6074	
E2000	81.43270.6076	
	81.43270.9078	
	81.43270.9076	
	81.43270.6030	
	81.43270.6034	
	81.43270.6054	
	81.43270.6055	



29 67830 4032
Triangular Torque Rod

Model	Oem Ref No	Dimensions
MAN	81.43270.6078	Length : 621 Hole Ø : 23 / 23 Pipe Ø : 60 Hole Distance : 152 / 152
F90	81.43270.6057	
F2000	81.43270.6074	
E2000	81.43270.6076	
	81.43270.9078	
	81.43270.9076	
	81.43270.6030	
	81.43270.6034	
	81.43270.6054	
	81.43270.6055	



29 67830 4054
Triangular Torque Rod

Model	Oem Ref No	Dimensions
MAN	81.43270.6056	Length : 627 Hole Ø : 23 / 23 Pipe Ø : 58 Hole Distance : 152 / 152
F90	81.43270.6075	
F2000	81.43270.6077	
	81.43270.9056	



29 67830 1057
Triangular Torque Rod

Model	Oem Ref No	Dimensions
MAN	81.43270.9053	Length : 596 Hole Ø : 19 / 18,5 Pipe Ø : 50 Hole Distance : 130 / 102
F90 UNT	81.43270.6053	
M90		
M2000 L/M		

25 67830 4009
Triangular Torque Rod



Model	Oem Ref No	Dimensions
MAN M2000 L	85.43270.6001	Length : 627 Hole Ø : 25 / 23 / 23 Pipe Ø : 48 Hole Distance : 152 / 152 / 152

29 67830 4023
Triangular Torque Rod



Model	Oem Ref No	Dimensions
MAN F2000 TGA TGM TGS TGX	81.43270.6087 81.43270.6088 81.43279.6094 81.43270.6095	Length : 627 Hole Ø : 25 / 25 / 25 Pipe Ø : 48 Hole Distance : 152 / 130 / 130

29 67830 4973
Triangular Torque Rod



Model	Oem Ref No	Dimensions
MAN F2000 TGA TGS TGX	81.43270.6137 81.43270.6116	Length : 627 Hole Ø : 25 / 25 / 25 Pipe Ø : 48 Hole Distance : 152 / 130 / 130

29 67830 4014
Triangular Torque Rod



Model	Oem Ref No	Dimensions
MAN TGA TGS TGX	81.43270.6096	Length : 627 Hole Ø : 23 / 23 Pipe Ø : 48 Hole Distance : 130 / 130



29 67830 4013

Triangular Torque Rod

Model	Oem Ref No	Dimensions
MAN	81.43270.6097	Length : 627
TGA	81.43270.6113	Hole Ø : 25 / 23 / 23
TGS		Pipe Ø : 48
TGX		Hole Distance : 152 / 130 / 130



29 67830 4993

Triangular Torque Rod

Model	Oem Ref No	Dimensions
MAN	81.43270.6117	Length : 627
TGA		Hole Ø : 25 / 25
TGX		Pipe Ø : 58
		Hole Distance : 130 / 130



29 67830 4965

Triangular Torque Rod

Model	Oem Ref No	Dimensions
MAN	81.43270.6145	Length : 622
TGA	82.43270.6005	Hole Ø : 24 / 24
TGS	82.43270.1601	Pipe Ø : 60
TGX	81.43270.6146	Hole Distance : 130 / 130
	82.43270.6007	



29 67830 4908

Triangular Torque Rod

Model	Oem Ref No	Dimensions
MAN	81.43270.6102	Length : 578,6 / 713
TGA	81.43270.6106	Hole Ø : 25 / 23 / 23
TGS	81.43270.6108	Pipe Ø : 48
TGX		Hole Distance : 130 / 130 / 130

29 67795 4073

Triangular Torque Rod



Model	Oem Ref No	Dimensions
MAN	81.43315.6037	Length : 782
LIONS COACH	81.43315.6036	Hole Ø : 19 / 21 / 21
LIONS REGIO		Pipe Ø : 48
LIONS STAR		Hole Distance : 145 / 130 / 130
UL313/353		
BUS CHASSIS:		
18.310/350/360/		
370/400/410/420/		
460 HOCL/R		
CENTROLINER		

29 67870 4073

Tie Rod End



Model	Oem Ref No	Dimensions
MAN G90 L2000 M2000 L/M	81.95301.0079 81.95301.6139 81.95301.6222 81.95301.6329	Length : 101 Cones Ø : d1 22,0 d2 20,0 Taper : 1 / 10 Thread : M28 x 1,5 LHT

29 15709 4040

Tie Rod End



Model	Oem Ref No	Dimensions
MAN G90 L2000 M2000 L/M	81.95301.6060 81.95301.6135 81.95301.6140 81.95301.6249 81.95301.6328 81.95301.6358	Length : 101 Cones Ø : d1 22,0 d2 20,0 Taper : 1 / 10 Thread : M28 x 1,5 RHT

29 15709 0095

Tie Rod End



Model	Oem Ref No	Dimensions
MAN F90 / F2000 / M90 / M2000L-M E2000 / L2000 TGA / TGS / TGX LIONS COACH LIONS STAR NG/NU/NM/NL/ R/SD/SG/SL/SR SU/UL/EL/EM	81.95301.0015 / 0083 81.95301.6030 / 6043 81.95301.6050 / 6054 81.95301.6087 / 6091 81.95301.6107 / 6120 81.95301.6125 / 6152 81.95301.6155 / 6157 81.95301.6168 / 6179 81.95301.6223 / 6237 81.95301.6279 / 6044	Length : 125 Cones Ø : d1 30,0 d2 27,0 Taper : 1 / 10 Thread : M30 x 1,5 LHT

29 15709 0094

Tie Rod End



Model	Oem Ref No	Dimensions
MAN F90/F2000/M90 M2000L-M/ E2000/L2000 TGA/TGS/TGX/ LIONS STAR LIONS COACH NG/NU/NM/NL R/SD/SG/SL/SR SU/UL/EL/EM	81.95301.0016 / 0084 81.95301.6048 / 6049 81.95301.6053 / 6090 81.95301.6108 / 6112 81.95301.6126 / 6143 81.95301.6149 / 6154 81.95301.6156 / 6178 81.95301.6194 / 6224 81.95301.6234 / 6274 81.95301.6278 / 6308	Length : 125 Cones Ø : d1 30,0 d2 27,0 Taper : 1 / 10 Thread : M30 x 1,5 RHT

29 15709 0097

Tie Rod End



Model	Oem Ref No	Dimensions
MAN	81.95301.0013	Length : 120 Cones Ø : d1 26,0 d2 23,5 Taper : 1 / 10 Thread : M30 x 1,5 LHT
F2000	81.95301.0074	
L2000	81.95301.6068	
M90	81.95301.6163	
M2000 L/M	90.80415.3107	
G	90.80415.3113	
G90		
TGL		
TGM		

29 15709 0096

Tie Rod End



Model	Oem Ref No	Dimensions
MAN	81.95301.0014 / 0064	Length : 120 Cones Ø : d1 26,0 d2 23,5 Taper : 1 / 10 Thread : M30 x 1,5 RHT
F2000	81.95301.6067 / 6162	
L2000	81.95301.6239 / 0042	
M90	81.95301.6360 / 0068	
M2000 L/M	82.95301.6014	
G	90.80415.3111	
G90		
TGL		
TGM		

29 15709 4706

Tie Rod End



Model	Oem Ref No	Dimensions
MAN	81.95301.6304	Length : 95 Cones Ø : d1 20,0 d2 18,0 Taper : 1 / 10 Thread : M24 x 1,5 LHT
G	81.95301.0078	
G90	81.95301.6141	
L2000	81.95301.6322	

29 15709 0094

Tie Rod End



Model	Oem Ref No	Dimensions
MAN	81.95301.6303	Length : 95 Cones Ø : d1 20,0 d2 18,0 Taper : 1 / 10 Thread : M24 x 1,5 RHT
G	81.95301.0077	
G90	81.95301.6134	
L2000	81.95301.6142	
	81.95301.6321	

29 15709 4030

Tie Rod End



Model	Oem Ref No	Dimensions
MAN	81.95301.6070 81.95301.6261	Length : 125 Cones Ø : d1 26,0 d2 23,5 Taper : 1 / 10 Thread : M30 x 1,5 LHT

29 15709 0085

Tie Rod End



Model	Oem Ref No	Dimensions
MAN 14.220 / 15.220 15.240 16.240/281/291 /321/331/361/ 17.220/240 19.281/291/321 /331/361/ 26.281/291/321 331/361	81.95301.0025 90.80415.4117	Length : 125 Cones Ø : d1 26,0 d2 23,5 Taper : 1 / 10 Thread : M30 x 1,5 RHT

29 15709 4926

Tie Rod End



Model	Oem Ref No	Dimensions
MAN F90	81.95301.6184	Length : 125 Cones Ø : d1 30,0 d2 27,0 Taper : 1 / 10 Thread : M38 x 1,5 RHT

29 15709 4822

Tie Rod End



Model	Oem Ref No	Dimensions
MAN M2000 L/M TGA TGM TGS TGX NU313/353 15M	81.95301.6288	Length : 140 Cones Ø : d1 30,0 d2 27,0 Taper : 1 / 10 Thread : M30 x 1,5 RHT

29 15709 0088

Tie Rod End



Model	Oem Ref No	Dimensions
MAN	81.95301.0022	Length : 140 Cones Ø : d1 30,0 d2 27,0 Taper : 1 / 10 Thread : M30 x 1,5 RHT

29 15709 4874

Tie Rod End



Model	Oem Ref No	Dimensions
MAN M90 L2000 M2000 M/L TGM NG NL	81.95301.6236 81.95301.6331	Length : 140 Cones Ø : d1 26,0 d2 23,5 Taper : 1 / 10 Thread : M30 x 1,5 RHT

29 15709 4847

Tie Rod End



Model	Oem Ref No	Dimensions
MAN F90 F90 UNT E2000 F2000	81.95301.6263	Length : 160 Cones Ø : d1 30,0 d2 27,0 Taper : 1 / 10 Thread : M30 x 1,5 RHT

29 15709 4824

Tie Rod End



Model	Oem Ref No	Dimensions
MAN F90/E2000/ F2000/L2000 M2000L/TGA/ TGS/TGX/ SU(TURKISH) NL/NU/NG/ND LIONS CITY	81.95301.6286	Length : 140 Cones Ø : d1 30,0 d2 27,0 Taper : 1 / 10 Thread : M30 x 1,5 RHT

29 15709 4830

Tie Rod End



Model	Oem Ref No	Dimensions
MAN TGM M2000 L/M EL/NG/NL/NM/ NMT/ BUS CHASSIS: 12.220/ 14220/280/HO- CL-R 12.220HOCL-NL	81.95301.6270	Length : 150 Cones Ø : d1 26,0 d2 23,5 Taper : 1 / 10 Thread : M30 x 1,5 RHT

29 15709 4877

Tie Rod End



Model	Oem Ref No	Dimensions
MAN EL:202/222/262 NG:262/263/272 /312/313 NL:202/222/223 /262/263/312 BUS CHASSIS: 24.310/350 HOCLNR/NL- DD	81.95301.6233 81.95301.6255 81.95301.6277	Length : 168 Cones Ø : d1 30,0 d2 27,0 Taper : 1 / 10 Thread : M52 x 1,5 RHT

29 15709 4839

Tie Rod End



Model	Oem Ref No	Dimensions
MAN M2000 L/M NG/NL/NM/NU /TGA/TGM LIONS CITY LL CENTROLINER (N4520 P)	81.95301.6271 81.95301.6325	Length : 145 Cones Ø : d1 30,0 d2 27,0 Taper : 1 / 10 Thread : M30 x 1,5 RHT

29 15709 4862

Tie Rod End



Model	Oem Ref No	Dimensions
MAN	81.95301.6248	Length : 86 Cones Ø : d1 12,0 d2 10,8 Taper : 1 / 10 Thread : M14 x 1,5 LHT

29 15709 0069

Tie Rod End



Model	Oem Ref No	Dimensions
MAN 30:281/291/321 /331/361 32:291/331/361 33:291 34:291/331/361	81.95301.0041	Length : 70 Cones Ø : d1 30,0 d2 27,0 Taper : 1 / 10 Thread : M22 x 1,5 RHT

29 15709 6872

Tie Rod End



Model	Oem Ref No	Dimensions
MAN TGA TGS TGX	81.95301.6238	Length : 80 Cones Ø : d1 30,0 d2 27,0 Taper : 1 / 10 Thread : M30 x 1,5 RHT

28 15709 4094

Tie Rod End



Model	Oem Ref No	Dimensions
MAN F2000/TGA/ TGS/TGX/ LIONS CITY DD/LL NL263/313/353 F15M NU263/313/353	82.95301.6016 81.95301.6281	Length : 90 Cones Ø : d1 30,0 d2 27,0 Taper : 1 / 10 Thread : M26 x 1,5 RHT

29 15709 4879

Tie Rod End



Model	Oem Ref No	Dimensions
MAN	81.95301.6231 82.95301.0009	Length : 85 Cones Ø : d1 38,0 d2 34,3 Taper : 1 / 10 Thread : M26 x 1,5 RHT

29 15709 4842

Tie Rod End



Model	Oem Ref No	Dimensions
MAN TGA TGS	81.95301.6268 82.95301.6018 82.95301.6019	Length : 90 Cones Ø : d1 38,0 d2 34,5 Taper : 1 / 10 Thread : M36 x 1,5 RHT

29 15709 0060

Tie Rod End



Model	Oem Ref No	Dimensions
MAN F90	81.95301.0040	Length : 80 Cones Ø : d1 30,0 d2 27,2 Taper : 1 / 10 Thread : M22 x 1,5 RHT

29 64390 0987

Threaded Sleeve



Model	Oem Ref No	Dimensions
MAN E2000 F90 F2000 L2000 M2000 M90 TGA/TGS/TGX/ LIONS COACH LIONS STAR	81.46710.0123	Length : 100 Cones Ø : Taper : Thread : M30 x 1,5 RHT - M38 x 1,5 LHT

29 15709 0072

Gearshift Link



Model	Oem Ref No	Dimensions
MAN M90 M2000 L/R/SG/ SL/SR/SU	81.95301.0038 81.95301.0045 81.95301.6016 81.95301.6169 81.95301.6172 81.95301.6176	Length : 85 Cones Ø : d1 12,0 d2 10,8 Taper : 1 / 10 Thread : M14 x 1,5 LHT

29 15709 4047

Gearshift Link



Model	Oem Ref No	Dimensions
MAN F90/F2000 G90/L2000/M90 M2000 L-M LIONS COACH LIONS STAR NG/NL/NM/NU R/SG/SL/SR/SU UL	81.95301.6063 81.95301.6131 81.95301.6171 81.95301.6174	Length : 55 Cones Ø : d1 10,0 d2 10,0 Taper : Thread : M12 x 1,75 LHT

29 15709 4046

Gearshift Link



Model	Oem Ref No	Dimensions
MAN F90/F2000 G90/L2000/M90 M2000L-M LIONS COACH LIONS STAR NG/NL/NM/NU R/SG/SL/SR/SU UL	81.95301.6064 81.95301.6130 81.95301.6170 81.95301.6173	Length : 55 Cones Ø : d1 10,0 d2 10,0 Taper : Thread : M12 x 1,75 LHT

29 15709 4800

Gearshift Link



Model	Oem Ref No	Dimensions
MAN F90 F2000 L2000 M90 M2000 L/M	81.95301.6200 81.95301.6202 81.95301.6203 81.95301.6227	Length : 115 Cones Ø : d1 12,4 d2 10,8 Taper : 1 / 10 Thread : M14 x 1,5 RHT

29 15709 4983

Gearshift Link



Model	Oem Ref No	Dimensions
MAN G:6.90 / 8.136-90 90 / 9.136 G90:6.100/8.100 150/9.150/ 10.150	81.95301.6127	Length : 85 Cones Ø : d1 14,0 d2 14,0 Taper : Thread : M14 x 1,5 RHT

29 15709 4966

Gearshift Link



Model	Oem Ref No	Dimensions
MAN	06.36090.0605	Length : 45
F90	81.95301.6144	Cones Ø :
L2000	81.95301.7004	Taper :
M90		Thread : M8 x 1 RHT

29 15708 0057
















Joint Clutch Lever



Model	Oem Ref No	Dimensions
MAN	81.95302.0053	Length :
F90	81.95302.0043	Cones Ø : d1 12,0
G90	81.95302.0044	Taper :
L2000	81.95302.0051	Thread :
M2000 M		
M90		
NM/R/SU/UL/		
EM		



to fit **Man**
Valve

<p>59 06909 0631 Exhaust Valve</p> <table border="0"> <tr> <td>Oem Ref</td> <td>Model</td> </tr> <tr> <td>Nº.04101.0479</td> <td>D2840-2842 D2865-2866 D2876</td> </tr> </table>	Oem Ref	Model	Nº.04101.0479	D2840-2842 D2865-2866 D2876	<p>59 06909 0663 Exhaust Valve</p> <table border="0"> <tr> <td>Oem Ref</td> <td>Model</td> </tr> <tr> <td>Nº.04101.0447 51.04101.0367 51.04101.0440</td> <td>D2530-2566 D2866-2842 D2876</td> </tr> </table>	Oem Ref	Model	Nº.04101.0447 51.04101.0367 51.04101.0440	D2530-2566 D2866-2842 D2876	<p>59 06909 0690 Exhaust Valve</p> <table border="0"> <tr> <td>Oem Ref</td> <td>Model</td> </tr> <tr> <td>Nº.04101.0410 51.04101.0411 51.04101.0480</td> <td>D0824-0826 D0834-0836</td> </tr> </table>	Oem Ref	Model	Nº.04101.0410 51.04101.0411 51.04101.0480	D0824-0826 D0834-0836	<p>59 06909 0564 Valve</p> <table border="0"> <tr> <td>Oem Ref</td> <td>Model</td> </tr> <tr> <td>Nº.04101.0546</td> <td>D2066 D2676</td> </tr> </table>	Oem Ref	Model	Nº.04101.0546	D2066 D2676
Oem Ref	Model																		
Nº.04101.0479	D2840-2842 D2865-2866 D2876																		
Oem Ref	Model																		
Nº.04101.0447 51.04101.0367 51.04101.0440	D2530-2566 D2866-2842 D2876																		
Oem Ref	Model																		
Nº.04101.0410 51.04101.0411 51.04101.0480	D0824-0826 D0834-0836																		
Oem Ref	Model																		
Nº.04101.0546	D2066 D2676																		
 <p>Length (mm): 142,5 Valve Head Diameter (mm) : 51 Valve Stem Diameter (mm) : 12 Valve Seat Angle (°) : 45 Groove : 1</p>	 <p>Length (mm): 142,5 Valve Head Diameter (mm) : 51 Valve Stem Diameter (mm) : 12 Valve Seat Angle (°) : 45 Groove : 1</p>	 <p>Length (mm): 136,3 Valve Head Diameter (mm) : 42 Valve Stem Diameter (mm) : 10 Valve Seat Angle (°) : 45 Groove : 1</p>	 <p>Length (mm): 160,4 Valve Head Diameter (mm) : 38 Valve Stem Diameter (mm) : 9 Valve Seat Angle (°) : 45 Groove : 3</p>																
<p>59 06909 0627 Exhaust Valve</p> <table border="0"> <tr> <td>Oem Ref</td> <td>Model</td> </tr> <tr> <td>Nº.04101.0483</td> <td>D2866 D2876</td> </tr> </table>	Oem Ref	Model	Nº.04101.0483	D2866 D2876	<p>59 06909 0562 Exhaust Valve</p> <table border="0"> <tr> <td>Oem Ref</td> <td>Model</td> </tr> <tr> <td>Nº.04101.0548</td> <td>D2866 D2876</td> </tr> </table>	Oem Ref	Model	Nº.04101.0548	D2866 D2876	<p>59 06909 0586 Exhaust Valve</p> <table border="0"> <tr> <td>Oem Ref</td> <td>Model</td> </tr> <tr> <td>Nº.04101.0524</td> <td>D2840 D2876</td> </tr> </table>	Oem Ref	Model	Nº.04101.0524	D2840 D2876	<p>59 06909 0735 Intake Valve</p> <table border="0"> <tr> <td>Oem Ref</td> <td>Model</td> </tr> <tr> <td>Nº.04101.0375 51.04101.0348 51.04101.0390</td> <td>D2530-2566 D2866-2842 D2876</td> </tr> </table>	Oem Ref	Model	Nº.04101.0375 51.04101.0348 51.04101.0390	D2530-2566 D2866-2842 D2876
Oem Ref	Model																		
Nº.04101.0483	D2866 D2876																		
Oem Ref	Model																		
Nº.04101.0548	D2866 D2876																		
Oem Ref	Model																		
Nº.04101.0524	D2840 D2876																		
Oem Ref	Model																		
Nº.04101.0375 51.04101.0348 51.04101.0390	D2530-2566 D2866-2842 D2876																		
 <p>Length (mm): 153,6 Valve Head Diameter (mm) : 46 Valve Stem Diameter (mm) : 9 Valve Seat Angle (°) : 45 Groove : 1</p>	 <p>Length (mm): 153,6 Valve Head Diameter (mm) : 46 Valve Stem Diameter (mm) : 9 Valve Seat Angle (°) : 45 Groove : 3</p>	 <p>Length (mm): 153,7 Valve Head Diameter (mm) : 41 Valve Stem Diameter (mm) : 9 Valve Seat Angle (°) : 45 Groove : 3</p>	 <p>Length (mm): 142,5 Valve Head Diameter (mm) : 58 Valve Stem Diameter (mm) : 12 Valve Seat Angle (°) : 30 Groove : 1</p>																
<p>59 06909 0605 Intake Valve</p> <table border="0"> <tr> <td>Oem Ref</td> <td>Model</td> </tr> <tr> <td>Nº.04101.0405 51.04101.0332</td> <td>D2565 D2566</td> </tr> </table>	Oem Ref	Model	Nº.04101.0405 51.04101.0332	D2565 D2566	<p>59 06909 0632 Intake Valve</p> <table border="0"> <tr> <td>Oem Ref</td> <td>Model</td> </tr> <tr> <td>Nº.04101.0478</td> <td>D2840-2842 D2865-2866 D2876</td> </tr> </table>	Oem Ref	Model	Nº.04101.0478	D2840-2842 D2865-2866 D2876	<p>59 06909 0685 Intake Valve</p> <table border="0"> <tr> <td>Oem Ref</td> <td>Model</td> </tr> <tr> <td>Nº.04101.0425 51.04101.0422</td> <td>D0824-0826 D0834-0836</td> </tr> </table>	Oem Ref	Model	Nº.04101.0425 51.04101.0422	D0824-0826 D0834-0836	<p>59 56900 3014 Intake Valve</p> <table border="0"> <tr> <td>Oem Ref</td> <td>Model</td> </tr> <tr> <td>Nº.04101.0574</td> <td>D2066 D2676</td> </tr> </table>	Oem Ref	Model	Nº.04101.0574	D2066 D2676
Oem Ref	Model																		
Nº.04101.0405 51.04101.0332	D2565 D2566																		
Oem Ref	Model																		
Nº.04101.0478	D2840-2842 D2865-2866 D2876																		
Oem Ref	Model																		
Nº.04101.0425 51.04101.0422	D0824-0826 D0834-0836																		
Oem Ref	Model																		
Nº.04101.0574	D2066 D2676																		
 <p>Length (mm): 142,5 Valve Head Diameter (mm) : 57 Valve Stem Diameter (mm) : 12 Valve Seat Angle (°) : 45 Groove : 1</p>	 <p>Length (mm): 142,5 Valve Head Diameter (mm) : 58 Valve Stem Diameter (mm) : 12 Valve Seat Angle (°) : 30 Groove : 1</p>	 <p>Length (mm): 136,6 Valve Head Diameter (mm) : 49 Valve Stem Diameter (mm) : 10 Valve Seat Angle (°) : 30 Groove : 1</p>	 <p>Length (mm): 160,4 Valve Head Diameter (mm) : 40 Valve Stem Diameter (mm) : 9 Valve Seat Angle (°) : 30 Groove : 3</p>																
<p>59 06909 0628 Intake Valve</p> <table border="0"> <tr> <td>Oem Ref</td> <td>Model</td> </tr> <tr> <td>Nº.04101.0482</td> <td>D2866 D2876</td> </tr> </table>	Oem Ref	Model	Nº.04101.0482	D2866 D2876	<p>59 06909 0563 Intake Valve</p> <table border="0"> <tr> <td>Oem Ref</td> <td>Model</td> </tr> <tr> <td>Nº.04101.0547</td> <td>D2866 D2876</td> </tr> </table>	Oem Ref	Model	Nº.04101.0547	D2866 D2876	<p>59 06909 0587 Intake Valve</p> <table border="0"> <tr> <td>Oem Ref</td> <td>Model</td> </tr> <tr> <td>Nº.04101.0523</td> <td>D2840 D2876</td> </tr> </table>	Oem Ref	Model	Nº.04101.0523	D2840 D2876					
Oem Ref	Model																		
Nº.04101.0482	D2866 D2876																		
Oem Ref	Model																		
Nº.04101.0547	D2866 D2876																		
Oem Ref	Model																		
Nº.04101.0523	D2840 D2876																		
 <p>Length (mm): 153,65 Valve Head Diameter (mm) : 46 Valve Stem Diameter (mm) : 9 Valve Seat Angle (°) : 30 Groove : 1</p>	 <p>Length (mm): 153,65 Valve Head Diameter (mm) : 46 Valve Stem Diameter (mm) : 9 Valve Seat Angle (°) : 30 Groove : 3</p>	 <p>Length (mm): 153,7 Valve Head Diameter (mm) : 44 Valve Stem Diameter (mm) : 9 Valve Seat Angle (°) : 30 Groove : 3</p>																	



to fit **Man**
Valve Guide

59 07809 0035

Exhaust Valve Guide



Model	Oem Ref No	Cylinder No / BØmm	
MAN D 2156 D 2356	51.03201.0075	R6 121 / 123	Ø Out : 20 Ø In : 12 Length: 69

59 07809 0063

Inlet Valve Guide



Model	Oem Ref No	Cylinder No / BØmm	
MAN D 2156 D 2356	51.03201.0047	R6 121 / 123	Ø Out : 20 Ø In : 12 Length : 78

59 07909 4590

Valve Guide



Model	Oem Ref No	Cylinder No / BØmm	
MAN D 2538 - D 2540 D 2565 - D 2566 D 2840 - D 2842 D 2848 - D 2865 D 2866 - D 2530 D 2876	51.03101.6510 - IN / EX 51.03101.6550 - IN / EX 51.03101.6585 - IN / EX 51.03101.6773 - IN	R5/6 V8-10 125 / 128	

59 07909 4337

Exhaust Valve Guide



Model	Oem Ref No	Cylinder No / BØmm	
MAN D 2865 / 2866 D 2876 D 2840	51.03101.6773 51.03101.6774 51.03201.0102	R5/6 V10 128	Ø Out : 18 Ø In : 12 Length : 56 EURO 1/2

59 07909 4286


Valve Guide - Exhaust / Inlet



Model	Oem Ref No	Cylinder No / BØmm	
MAN D 2866 D 2876	51.03101.6824 51.03201.0115	R6 128	Ø Out : 15 Ø In : 9 Length : 66,55

59 07809 0904

Inlet Valve Guide



Model	Oem Ref No	Cylinder No / BØmm	
MAN D 0824 D 0826	51.03201.0106	R4/6 108	Ø Out : 16 Ø In : 10 Length : 59,75

59 07909 0012

Exhaust Valve Guide



Model	Oem Ref No	Cylinder No / BØmm	
MAN D 0824 D 0826	51.03201.0098 51.03201.1053	R4/6 108	Ø Out : 16 Ø In : 10 Length : 54,75

59 07809 0098

Exhaust Valve Guide



Model	Oem Ref No	Cylinder No / BØmm	
MAN D 0846	51.03201.0012 51.03201.1030	R6 108	Ø Out : 18 Ø In : 11 Length : 70

59 07809 0096

Inlet Valve Guide



Model	Oem Ref No	Cylinder No / BØmm	
MAN D 0846	51.03201.0014 51.03201.1029	R6 108	Ø Out : 18 Ø In : 11 Length : 81



to fit **Man**
Valve Tappet

**59 06709 0021**

Valve Tappet

Model	Oem Ref No	Cylinder No / BØmm
MAN D 0224 D 0226 D 0824 D 0826 D 0834 D 0836	51.04301.0089	R4/6 102/108

**59 06709 0070**

Valve Tappet

Model	Oem Ref No	Cylinder No / BØmm
MAN D 0846	51.04.301.0030	R6 108

**59 06709 0003**

Valve Tappet

Model	Oem Ref No	Cylinder No / BØmm
MAN D 2156 D 2356	51.04301.0007	R6 121/123

**59 06709 0031**

Valve Tappet

Model	Oem Ref No	Cylinder No / BØmm
MAN D 2530 D 2538 D 2840 D 2842 D 2848	51.04301.0079	V8-12 125/128

59 06709 0042

Valve Tappet



Model	Oem Ref No	Cylinder No / BØmm
MAN D 2565 D 2566 D 2865 D 2866	51.04301.0068	R5/6 125/128

59 06709 0045

Valve Tappet



Model	Oem Ref No	Cylinder No / BØmm
MAN D 2865 D 2866 D 2876 (D 2876 : IN)	51.04.301.0065	R5/6 128

59 06709 0900


Valve Tappet



Model	Oem Ref No	Cylinder No / BØmm
MAN D 2840 D 2842 D 2865 D 2866 D 2876 (D 2876 : EX)	51.04301.0100 51.04301.0102 51.04301.0109 51.04301.0110	R6 V10/12 128




to fit **Man**
Water Pump



59 04500 4882
Water Pump (narrow)

Oem Ref No	Type	Engine	Dimensions
51.06500.6228 old nos. 51.06500.6229 / 9228 51.06500.6221 / 6222 51.06500.6223 / 6224 51.06500.6225 / 6218 51.06500.6219 / 6213 51.06500.6214 / 6215 51.06500.6216 / 6204 51.06500.6228	Z 36 00 Z 49 00	D 2565 M/MF/MFR D2565 MUL D2530 MXF/MXFR/MXH D2538 M/MF/MFR D2556 M/MFO/MFR/MR/MX/ MXF/MXFR D2566 M/MF/MFR/MR/MH/MHO	Impeller 125 x 16 mm




59 04500 4684
Water Pump (with retarder)

Oem Ref No	Type	Engine	Dimensions
51.06500.6426 old nos. 51.06500.9426	V 06 00 / V 25 00 V 22 00 / V 14 00 V 26 00 / V 89 03 V 15 00 / V 48 00 V 32 00 / V 50 00 V 24 00 / V 33 00 V 45 00 / V 37 00 V 16 00 / V 16 01 V 36 00 / V 04 00	D2840 LF 01/04/06 - D2865 LF 21-24 D2865 LOH 01/02/05/07-10 D2865 LUH 02/03/05/-9 D2866 LF 20-25/29-31/34/35/39/40 D2866 LFG 03/04/05/07 D2866 LOH 20-26/30/31 D2866 LOH 27/28/29/34/35 D2866 LUH 20/21/22/26 D2876 LF 01-03/06/08-10/14/17 D2876 LOH 01 D2876 LOH 02/03/05 - D2876 LUH 01/02 E2866 DUH 01 - E2866 DUH 01/02/03 E2866 LUH 01/02 G2866 UH/UM/DUH/01-05/DUM 01	Impeller 125 x 16 mm




59 04500 6418
Water Pump

Oem Ref No	Type	Engine	Dimensions
51.06500.6492 old nos. 51.06500.9492	V 07 00 / V 25 00 V 22 00 / V 14 00 Z 76 01 / V 26 00 V 15 00 / Z 68 00 V 32 00 / V 32 02 V 24 00 / V 33 00 V 45 00	D2865 LF/LFR/LXF/LXFR/LF 01../LFR 01 D2865 LF 21-24 D2865 LOH 01/02/05/07-10 D2865 LUH 02/03/05-9 D2866 LF 02-10/14-17 D2866 LF 20-25/29-31/34/35/40 D2866 LOH 20-26/30/31 D2866 LU/LUL/LXU/LU 01/03/04/07/08 D2866 LUH 20/21/22/26 D2866 LUH 21 D2876 LF 01-03/06/08-10/14/17 D2876 LOH 01 D2876 LOH 02/03/05	Impeller 125 x 16 mm




59 04500 4828
Water Pump (large)

Oem Ref No	Type	Engine	Dimensions
51.06500.6282 old nos. 51.06500.6387 51.06500.9387 51.06500.9282	V 28 00 / Z 37 00 Z 55 00 / Z 49 00 Z 65 00 / Z 65 01 Z 65 02 / Z 88 00 Z 92 00 / Z 96 00 Z 21 01 / Z 39 00 Z 48 00 / Z 78 00	E2866 DOH 01/DF 01 D2566 M/MF/MR/MFR D2566 UH/200 D2565 MUL D2866 UH/UM/UM 01 D2866 UM 01 IKARUS V/S D2866 UH D2866 FG D2866 F/FR D2866 OH - D2530 MTXF - D2566 MUH D2566 MTUH D2866 FZRT	Impeller 125 x 16 mm




59 04500 4610
Water Pump (with retarder)

Oem Ref No	Type	Engine	Dimensions
51.06500.6490 old nos. 51.06500.9490	V 06 00	D 2840 LF 01/04/06	Impeller 135 x 16 mm



59 04500 4631
Water Pump (with intarder)

Oem Ref No	Type	Engine	Dimensions
51.06500.6479 old nos. 51.06500.9479	V 04 00 / V 45 00 V 33 00 / V 65 00 Z 68 00 / V 15 00 Z 77 00 / Z 89 04 Z 89 02 / Z 89 03 Z 76 06 / Z 76 02 Z 76 01 / V 14 00 V 05 00 / V 22 00 V 07 00	G2866 UH/UM/DUH01-05/DUM01 D2876 LOH02/03/05 - D2876 LOH01 D2866 UH/UM/UM01 - D2866 LFG05-OEBH D2866 LU/LUL/LXU/LU01/03/04/07/08 D2866 LOH20-26/30/31 D2866 LOH/LXOH/LOH02/03/06/07 D2866 LFG04 - D2865 LU01/02/03 D2866 LFG03/04/05/07 D2866 LF09 - D2866 LF03 D2866 LF02-10/14-17 D2865 LUH02/03/05-09 D2865 LOH01/02/05/07-10 D2865 LF/LFR/LXF/LXFR/LF01.../LFR01	Impeller 135 x 16 mm



59 04500 4602
Water Pump (large)

Oem Ref No	Type	Engine	Dimensions
51.06500.6408 old nos. 51.06500.9408	Z 22 00 / Z 20 00 / Z 80 00 V 06 00 / V 07 00 / V 25 00 V 22 00 / V 05 00 / V 14 00 Z 75 00 / Z 50 00 / Z 51 00 Z 64 00 / Z 76 00 / Z 76 01 Z 76 03 / Z 76 04 / V 26 00 Z 89 00 / Z 89 03 / Z 67 00 V 10 00 / Z 77 00 / V 15 00 Z 68 00 / V 13 00 / Z 89 01 Z 79 01 / V 01 00 / V 01 01 V 33 00 / V 16 00 / V 16 01 V 04 00	D2566 MK/MKF/MKH - D2566MKUL D2840 LF/LXF - D2840 LF01/04/06 D2865 LF/LFR/LXF/LXFR/LF01.../LFR01 D2865 LF21-24 - D2865 LOH 01/02/05/07-10 D2865 LU01/02/03 - D2865 LUH02/03/05/-9 D2866 KF - D2866 KH/KFZ/KOH D2866KUJ/KUL - D2866KUJH - D2866LF/LXF D2866 LF02-10/14-17 - D2866 LF03 D2866 LF05 - D2866 LFG/LXFG D2866 LF20-25/29-31/34/35/39/40 D2866 LFG03/04/05/07 - D2866 LFZ/LFZR D2866 LH01/02 - D2866 LOH20-26/30/31 D2866 LOH/LXOH/LOH02/03/06/07	Impeller 135 x 16 mm



59 04500 4565
Water Pump

Oem Ref No	Type	Engine	Dimensions
51.06500.6545 old nos. 51.06500.9545	V 07 00 V 25 00 Z 76 01 Z 76 03 Z 76 04 V 26 00 V 26 02 V 26 05 V 26 01 V 26 04	D2865 LF/LFR/LXF/LXFR/LF01.../LFR01 D2865 LF 21-24 D2866 LF02-10/14-17 D2866 LF03 D2866 LF05 D2866 LF20-25/29-31/34/35/39/40 D2866 LF 20/21 D2866 LF21 D2866 LF 21 D2866 LF 22	Impeller 135 x 16 mm



59 04500 4882

Water Pump (narrow)

Oem Ref No	Type	Engine	Dimensions
51.06500.6547 old nos. 51.06500.9547	V 07 00 V 24 00 V 24 01 V 25 00 V 26 00 V 26 02 Z 76 01	D2865 LF/LFR/LXF/LXFR/LF01../LFR01 D2876 LF01-03/06/08-10/14/17 D2876 LF06 D2865 LF 21-24 D2866 LF20-25/29-31/34/35/39/40 D2866 LF 20/21 D2866 LF02-10/14-17	Impeller 1 35 x 16 mm



59 04500 4562

Water Pump (with intarder)

Oem Ref No	Type	Engine	Dimensions
51.06500.6548 old nos. 51.06500.9548	V 07 00 Z 76 00 Z 76 01	D2865 LF/LFR/LXF/LXFR D2866 LF/LXF D2866 LF02-10/14-70	Impeller 135 x 16 mm



59 04500 4564

Water Pump (with retarder)

Oem Ref No	Type	Engine	Dimensions
51.06500.6546 old nos. 51.06500.9546	V 24 00 V 25 00 V 26 00 V 28 00 Z 76 01 V 54 00 Z 76 00	D2876 LF01-03/06/08-10/14/17 D2865 LF 21-24 D2866 LF 20-25/29-31/34/35/39/40 E2866DOH 01/DF 01 D2866 LF02-10/14-17 D2866 LFG01 D2876 LF/LXF	Impeller 125 x 16 mm



59 04500 4494

Water Pump


Oem Ref No	Type	Engine	Dimensions
51.06500.6616 old nos. 51.06500.9616	V 42 00 V 43 00 V 53 00	D2866 LF 26/28/32/41/43 D2876 LF 04/05 D2866 LF 12/13/25	



59 04500 4634

Water Pump

Oem Ref No	Type	Engine	Dimensions
51.06500.6476 old nos. 51.06500.6462 51.06500.9476	V 38 00 / V 27 00 V 19 00 / V 02 00 V 21 00 / Z 95 00 Z 95 01 / V 30 00 V 11 00 / V 23 00 V 09 00 / V 09 01 V 29 00 / V 93 00 V 94 00	D0824 LE301 - D0824 LF01/02 D0824 LOH01/02/03/04/05 D0826 F/FR/F01/02/FR01/02 D0826 FO/FO-01/02 D0826 LF/LF217/LF01/02/04-09/11-13 D0826 LF01 - D0826 LF15/17/18 D0826 LFG01/02/06 - D0826 LFL03/06-10 D0826 LOH/LOH01-13 D0826 LOH07 D0826 LOH15/17/18/19 D0826 OH/OH01-13 D0826 TF	Impeller 125 x 16 mm



59 04500 4615

Water Pump

Oem Ref No	Type	Engine	Dimensions
51.06500.6495 old nos. 51.06500.6463 51.06500.9495	V 09 00 Z 95 00 Z 86 00 Z 86 01	D0826 LOH/LOH01-13 D0826 LF/LF217/LF01/02/04-09/11/13 D0826 TOH G0826 DOH	Impeller 135 x 16 mm



59 04500 4404

Water Pump

Oem Ref No	Type	Engine	Dimensions
51.06500.6606 old nos. 51.06500.6612 51.06500.6575 51.06500.9606	V 23 00 V 39 00 V 39 01 V 39 02 V 40 00 V 44 00 V 44 01 V 49 00 V 51 00 V 51 01 V 61 00	D0826 LFL03/06-10 D0836 LFL01-06 D0836 LFL04 SINGAPORE D0386 LFL01 SAUDI ARABIA D0836 LF01/02/03/04/05 D0834 LFL01/02/03/04 D0834 LFL03-OEBH D0836 LOH01/02/03/04 D0834 LOH01/02/03 D0834 LOH01-AUTODROMO D0836 LFG01	Ø 16 mm



59 04500 4556

Water Pump

Oem Ref No	Type	Engine	Dimensions
51.06500.6554 old nos. 51.06500.9554	V 28 00 V 29 00 V 30 00 V 41 00 Z 95 00	D0826 LFL 03/06-10 D0826 LOH 15-19 D0826 LF/15/17/18 D0826 LFG/15/16	Impeller 135 x 16 mm

59 04500 4573

Water Pump



Oem Ref No	Type	Engine	Dimensions
51.06500.6537 old nos. 51.06500.9537	V 27 00 V 17 00 V 19 00 V 19 01 Z 95 00 V 30 00 V 41 00 V 23 00 V 29 00	D0824 LF01/02 D0824 LFL01/02/04-10/LFO-01 D0824 LOH01/02/03/04/05 D0824 LOH05 D0826 LF/LF217/LF01/02/04-09/11/13 D0826 LF15/17/18 D0826 LFG15/16 D0826 LFL03/06-10 D0826 LOH15/17/18/19	Impeller 125 x 16 mm

59 04500 4595

Water Pump



Oem Ref No	Type	Engine	Dimensions
51.06500.6515 old nos. 51.06500.6532 51.06500.9515	V 19 00 V 23 00 V 18 00 V 47 00 V 17 00 V 17 01 V 23 01	D0824 LOH01/02/03/04/05 D0826 LFL03/06-10 D0824 FL01 D0824 LFG01/02/06 D0824 LFL01/02/04-10/LFO-01 D0824 LFL09/10 D0826 LFL03/06-10	Ø 16 mm

59 04500 4687

Water Pump



Oem Ref No	Type	Engine	Dimensions
51.06500.6423 old nos. 51.06500.6432 51.06.500.6416 51.06500.6302 51.06500.6374 51.06500.6394 51.06500.9423	V 12 00 Z 57 00 Z 81 00 Z 83 00	D0826 GFA02 D0226 MKF/MKH/MKFA/MKFO/ MKF-CA/USA D0224 M D0826 GF/GFA/GF01/03/04/GFA01/03/04 KOOP-WV	Ø 16 mm

59 04500 4667

Water Pump



Oem Ref No	Type	Engine	Dimensions
51.06500.6443 old nos. 51.06500.6430 51.06500.6303 51.06500.6302 51.06500.9443	Z 15 00 Z 85 00 Z 52 00	D0224 MF D0226 MF/MFO D0226 MF/MFA	Ø 16 mm

59 04500 4567
Water Pump



Oem Ref No	Type	Engine	Dimensions
51.06500.6543 old nos. 51.06500.9543	V 03 00 V 03 01	D0826 LUH/LUH213/ LUH01-06/08/10/12/13 D0826 LUH12 CGFTE BORDEAUX	Height 90 mm

59 04500 4684
Water Pump (with retarder)




Oem Ref No	Type	Engine	Dimensions
51.06500.6480 old nos. 51.06500.9480	V 03 00	D0826 LUH/LUH213/ LUH01-06/08/10/12/13	Height 79,50 mm

59 04500 6418
Water Pump (TGA)



Oem Ref No	Type	Engine	Dimensions
51.06500.7066 old nos. 51.06500.7052 51.06500.7033 51.06500.7036 51.06500.7043 51.06500.7045 51.06500.7047 51.06500.7048 51.06500.7051 51.06500.9048 51.06500.9052 51.06500.9066	V 24 00 V 26 00 V 26 06 V 42 00 V 43 00 V 53 00	D2876 LF01-03/06/08-10/14/17 D2866 LF20-25/29-31/34/35/38/39/40/45 D2866 LF24-OEBH D2866 LF26-28/32/36/37/41/43 D2876 LF04/05/07/11/20/21/22/24 D2876 LF12/13/25	


59 04500 3032
Water Pump



Oem Ref No	Type	Engine	Dimensions
51.06500.7078 old nos. 51.06500.9078 51.06500.7064	TGL TGM V 68 00 V 71 00 V 78 00 V 79 00	D0836 6 CYL D0834 4 CYL D0834 LFL 55/57 D0836 LFL 50/55 D0836 LFL 60/65 D0834 LFL 60/65	Plastic Impeller

59 04500 3031


Water Pump



Oem Ref No	Type	Engine	Dimensions
51.06500.7079 old nos. 51.06500.9079 51.06500.6651 51.06500.6587	TGL TGM V 68 00 V 71 00 V 78 00 V 79 00	D0836 6 CYL D0834 4 CYL D0834 LFL 55/57 D0836 LFL 50/55 D0836 LFL 60/65 D0834 LFL 60/65	Plastic Impeller

59 04500 4468


Water Pump



Oem Ref No	Type	Engine	Dimensions
51.06500.6642 old nos. 51.06500.9642	V 55 00 V 55 02 V 73 00	D2066 LF01-04/6/7/11-20/21-39 D2066 LF01 (USA) D2676 LF01-5/11-16	Plastic Impeller

59 04500 4464

Water Pump



Oem Ref No	Type	Engine	Dimensions
51.06500.6646 old nos. 51.06500.7050 51.06500.9646	V 55 00 V 55 02 V 73 00	D2066 LF01-04/6/7/11-20/21-39 D2066 LF01 (USA) D2676 LF01-5/11-16	Plastic Impeller

59 04500 3061

Water Pump



Oem Ref No	Type	Engine	Dimensions
51.06500.7049 old nos. 51.06500.6642 51.06500.6637 51.06500.9049	V 55 00 V 55 02 V 73 00	D2066 LF01-04/6/7/11-20/21-39 D2066 LF01 (USA) D2676 LF01-5/11-16	



59 04500 4882
Water Pump (12 cyl)

Oem Ref No	Type	Engine	Dimensions
51.06500.6472 old nos. 51.06500.6281 51.06500.6458 51.06500.9472	V 08 00 V 34 00 V 35 00 Z 80 00	D2842 LF/LF01/LXF/LF720-OEAF D2840 LF20/21/23/24/27/28 D2842 LF02 D2840 LXF/LF03/LF420/520	Ø 16 mm



WP-01
Water Pump

Oem Ref No	Type	Engine	Dimensions
		5.20	



59 04500 4874
Water Pump

Oem Ref No	Type	Engine	Dimensions
51.06500.6236 old nos. 51.06500.9095		5.90 19/20/22.190	



WP-02
Water Pump

Oem Ref No	Type	Engine	Dimensions
		7.70	



WP-03
Water Pump

Oem Ref No	Type	Engine	Dimensions
		IKARUS	



WP-04
Water Pump

Oem Ref No	Type	Engine	Dimensions
		BUSING	



to fit **Man**
Wheel Axle

29 75390 0016

Thrust Washer (No Hardening)



Oem Ref No	Type	Engine	Dimensions
81.35710.0094 81.35710.0044		19T / 26T EL 202 / 222 / 262 ND 202 NG 232/235/242/252/262/272/ 312	Ø115 x Ø145 x 32

29 75390 0016 S


Thrust Washer (Surface Hardened)



Oem Ref No	Type	Engine	Dimensions
81.35710.0094 S 81.35710.0044 S		NGT 204 NL 202/213/222/232/240/250/ 252/262/312	Ø115 x Ø145 x 32

29 75390 0017

Thrust Washer (No Hardening)



Oem Ref No	Type	Engine	Dimensions
81.35710.0093 81.35710.0045		16.200/240/280/290/360/370/372/ 22/24.330-420 27/30/33/34.281/291/321/331/361 26.281/291/321/331/361/365 32.281/291/321/331/361/365 EL 202/222/262 F90 ND 202	Ø110 x Ø145 x 32

29 75390 0017 S

Thrust Washer (Surface Hardened)



Oem Ref No	Type	Engine	Dimensions
81.35710.0093 S 81.35710.0045 S		NG 232/235/242/252/262/272/312 NGT 204 NL 202/205/213/222/232/240/250/252/ /262/312 SD 202 SL 200 SR 240/280 SUE 240/280	Ø110 x Ø145 x 32

29 17009 0791

Axel Bearing Bush



Oem Ref No	Type	Engine	Dimensions
81.93001.0319		F 2000 F 90 L 2000 M 2000 M 90 OAF	Ø40,5 x Ø44,5 x 32

29 74705 0095 S

King Pin Set



Oem Ref No	Type	Engine	Dimensions
81.36305.0015 S		16.170/192 16/17.220/240/19.240 16/19.281/291/321/331/361 26/27/32/33/34.281/291/321/331/361 26/32.240/321 F 2000 F 90 L 2000 M 2000 M 90 OAF TGA	Ø 50 x 109

29 76705 0096 S

King Pin Set



Oem Ref No	Type	Engine	Dimensions
81.36305.0014 S 81.36305.0016 S 81.36305.6001 S		16.170/192 6/17.220/240/19.240 16/19.281/291/321/331/361 26/27/32/33/34.291/331/361 26/32.240/281/301/321 F 2000 F 90 L 2000 M 2000 M 90 TGA OAF	Ø50 x Ø64 x 119


29 66805 4097

King Pin Set



Oem Ref No	Type	Engine	Dimensions
81.44205.6013		16.170/192/200/240/280/281/290/291/321 331/360/361/370/372 32.240/281/291/301/321/331/361/365 322/352/402/422/462 FRH F 2000 / F 90 / L 2000 / M 2000 / M 90 / OAF LIONS CLASSIC / LIONS COACH / NEW FLYER ND/NG/NGT/NL/NM/SD/SG/SL/SR/SUE/UJEL	Ø49,5 x Ø50x 223

29 66805 4090
King Pin Set



Oem Ref No	Type	Engine	Dimensions
81.44205.6010		16.170/192/200/240/280/281/290/291/321/331/360/361/372 17.170/192 19.240/281/291/321/331/361 22.220/240/281/291/321/331/361 24.220/240/281/291/321/331/361 25.220/240/281/291/321/331/361 26.220/240/281/291/301/321/331/361/365 30.281/291/321/331/361 32.240/281/291/321/301/331/361/365 33.281/291/321/331/361 34.281/291/321/331/361 SG 280/292 - SL 200 - SR240/280 - SUE 240/280	Ø49,5 x Ø50x 223

29 66805 4090 S
King Pin Set




Oem Ref No	Type	Engine	Dimensions
81.44205.6010 S			Ø49,5 x Ø50x 223

29 66805 4094
King Pin Set



Oem Ref No	Type	Engine	Dimensions
81.44205.6016		G 90	Ø34,5 x Ø35 x 174,5

29 66805 4086
King Pin Set



Oem Ref No	Type	Engine	Dimensions
81.44205.6024			Ø29,5 / Ø30x 156



29 66805 4001

King Pin Set

Oem Ref No	Type	Engine	Dimensions
81.44205.6009		14.170/192/220 15.220/240 16.170/192/220/240/281/291/321/331/361 17.170/192/220/240 19/30/33/34.281/291/321/331/361 F 90 M 90 OAF	Ø44,5 x Ø45 x 213



29 66805 4092

King Pin Set

Oem Ref No	Type	Engine	Dimensions
81.44205.6018		10.150/180/190/220/230 11.150/180/190/220/230 12.170/192 13.210/220/230 M 90	Ø37,5 / Ø38 x 192



29 66805 4087

King Pin Set

Oem Ref No	Type	Engine	Dimensions
81.44205.6023		18.220/230/250/260/280/290/310/313/350/ 360/370/400/410/420/460 F 2000 L 2000 M 2000 OAF LIONS CITY - LIONS CLASSIC NG/NL/SG/SL/SUE/UEL/NUE	Ø50 x Ø51 x 223



29 66805 4085

King Pin Set

Oem Ref No	Type	Engine	Dimensions
81.44205.6025		L 2000 M 2000	Ø35 / Ø35x 172

29 66805 4083
King Pin Set



Oem Ref No	Type	Engine	Dimensions
81.44205.6027		12/14.220 14.280 L 2000 M 2000 NMT 220	Ø43 x 200

29 66805 4080
King Pin Set



Oem Ref No	Type	Engine	Dimensions
81.44205.6020		L 2000	Ø34,5 x Ø35 x 174,5

29 66805 4070
King Pin Set



Oem Ref No	Type	Engine	Dimensions
81.44205.6030		LIONS... TOURLINER 18.220/260/280/310 CENTROLINER TRENDLINER ECT 18/26 TGA - TGM ND/NG/NL/NM/NUE/UEL	Ø53 x 235



to fit **Mercedes**
Air Filter



A094 016 5308
Air Filter / Dry Type

Model Oem Ref No

Model	Oem Ref No
MERCEDES 26.31 TRUCKS 30.31 TRUCKS	A016 094 5702



A001 016 4508
Air Filter / Oil Type

Model Oem Ref No

Model	Oem Ref No
MERCEDES 25.17 TRUCKS 25.21 TRUCKS	A 009 094 6502



A094 016 5308
Air Filter / Oil Type

Model Oem Ref No

Model	Oem Ref No
MERCEDES 26.22 TRUCKS	A016 094 5702



A001 016 4108
Air Filter / Oil Type

Model Oem Ref No

Model	Oem Ref No
MERCEDES 26.28 TRUCKS 26.29 TRUCKS	A009 094 6902 A010 094 1202



A090 016 9808
Air Filter / Oil Type

Model Oem Ref No

MERCEDES 26.31 TRUCKS 30.31 TRUCKS	A010 094 1202 A016 094 5702
--	--------------------------------



AF-01
Air Filter / Oil Type

Model Oem Ref No

MERCEDES 40.38 TRUCKS	
--------------------------	--



AF-02
Air Filter / Oil Type

Model Oem Ref No

MERCEDES 302 BUS	
---------------------	--



A000 092 5375
Air Filter / Oil Type

Model Oem Ref No

MERCEDES	A000 018 5735 A000 018 3135
----------	--------------------------------



A000 092 5275
Air Filter / Oil Type

Model	Oem Ref No
MERCEDES	A000 018 5835



A000 092 7375
Air Filter / Oil Type

Model	Oem Ref No
MERCEDES	A 000 018 3735



A000 092 9775
Air Filter / Oil Type

Model	Oem Ref No
MERCEDES	A000 018 1335



A000 092 7275
Air Filter / Oil Type

Model	Oem Ref No
MERCEDES	A000 018 3835



A758 090 0041

Air Filter / Oil Type

Model	Oem Ref No		
MERCEDES	A352 010 0069		



A758 090 0948







Air Filter / Oil Type

Model	Oem Ref No		
MERCEDES	A352 010 0162		



to fit Mercedes
Cabin Mounting

Cabin Mounting and Bushes

<p>160 793 9098 Cabin Mounting</p> <p>REF. NO: 940 317 10 12</p> <p>MODEL : Actros 1831 Actros 2031 Actros 2640 Atego II 2523 Atego II 2628 Axor</p> 	<p>160 793 9998 Cabin Mounting</p> <p>REF. NO: 940 317 11 12</p> <p>MODEL : Atego II 1823 Atego II 1827 Axor</p> 
<p>168 793 8098 Cabin Mounting</p> <p>REF. NO: 942 317 20 12</p> <p>MODEL : Actros 1831 Actros 2031 Actros 2640 Atego II 2523 Atego II 2628 Axor</p> 	<p>168 793 8998 Cabin Mounting</p> <p>REF. NO: 942 317 21 12</p> <p>MODEL : Actros 1831 Actros 2031 Actros 2640 Atego II 2523 Atego II 2628 Axor</p> 
<p>000 118 9407 Cabin Mounting</p> <p>REF. NO: 000 992 16 03</p> <p>MODEL : 1628 1633 1636</p>  <p>D=Ø69 d=Ø16 h=64</p>	<p>168 793 8798 Cabin Mounting</p> <p>REF. NO: 942 317 23 12</p> <p>MODEL :</p>  <p>D=Ø65 d=Ø16 h=64</p>
<p>168 793 8898 Cabin Mounting</p> <p>REF. NO: 942 317 22 12</p> <p>MODEL :</p> 	<p>000 506 0496 Rubber Buffer</p> <p>REF. NO: 000 504 06 14</p> <p>MODEL :</p> 









Cabin Mounting and Bushes

<p>168 793 9298 Cabin Bushing</p> <p>REF. NO: 942 317 18 12 930 317 00 12</p> <p>MODEL :</p> 	<p>739 618 3023 Rubber Metal Buffer</p> <p>REF. NO: 371 492 70 87</p> <p>MODEL : 1418 1518 1624 1924 2223 2224 2624 2628</p>  <p>M 10x22</p>
<p>725 842 9636 Joint Bearing</p> <p>REF. NO: 385 268 14 74 000 981 39 31</p> 	<p>455 842 0036 Joint Bearing (Elges Germany)</p> <p>REF. NO: 655 268 00 74</p> <p>MODEL :</p>  <p>Ø42</p>
<p>723 506 0998 Rubber Metal Mounting</p> <p>REF. NO: 387 504 01 12</p> <p>MODEL : 2517 2521 2524 2622 LK/LN 2 NG 1017 NG 3250</p>  <p>A=170 B=40 M 10x1.5</p>	<p>723 506 0098 Rubber Metal Mounting</p> <p>REF. NO: 387 504 00 12</p> <p>MODEL : 2517 2521 2524 2622 LK/LN 2 NG 1017 NG 3250</p>  <p>A=170 B=40 M 10x1.5</p>
<p>701 790 0833 Cabin Mounting</p> <p>REF. NO: 309 310 02 77</p> <p>MODEL : L 408 L 508 O 309</p>  <p>A=80 B=53 h=37 M 10</p>	<p>008 123 0160 Rubber Buffer</p> <p>REF. NO: 002 987 09 40 375 987 00 40</p>  <p>L=30 M8x25</p>

Cabin Mounting and Bushes

<p>480 842 0914 Protecting Cup</p> <p>REF. NO: 620 268 01 96</p> <p>MODEL : 1628 1633 1636</p>  <p>D=Ø50 d=Ø20 h=20</p>	<p>168 219 0687 Rubber Buffer</p> <p>REF. NO: 942 891 04 23</p> <p>MODEL :</p>  <p>D=Ø61 d=Ø9 h=11</p>
<p>723 219 9190 Rubber Buffer</p> <p>REF. NO: 387 891 19 10</p> <p>MODEL : NG 1017 NG 1413 NG 1922 NG 2219 NG 3333</p>  <p>D=Ø59 d=Ø20 h=12</p>	<p>480 842 0013 Bellows</p> <p>REF. NO: 620 268 00 97</p> <p>MODEL : 2521</p> 
<p>990 819 0928 Pedal Cover</p> <p>REF. NO: 110 291 01 82</p> <p>MODEL : 200 220 230 260 Sel 280 Sel 300 Sel</p> 	<p>130 793 0998 Cabin Mounting</p> <p>REF. NO: 970 317 01 12 958 317 00 12</p> <p>MODEL : 1315 1418 1518</p>  <p>D=Ø99 d=Ø58 h=70</p>
<p>130 793 0650 Cabin Mounting</p> <p>REF. NO: 970 317 04 50 958 317 02 50</p> <p>MODEL : 1315 1418 1518</p>  <p>D=Ø73 d=Ø55 h=69</p>	<p>740 787 0640 Seal Ring</p> <p>REF. NO: 360 323 04 60</p> <p>MODEL :</p>  <p>D=Ø40 h=25</p>

Cabin Mounting and Bushes

<p>740 787 0540 Seal Ring</p> <p>REF. NO: 360 323 05 60</p> <p>MODEL :</p>  <p>D=Ø65 d=Ø41 h=16</p>	<p>675 494 3880 Rubber Buffer</p> <p>REF. NO: 435 616 72 20</p> <p>MODEL :</p>  <p>D=Ø145 d=Ø100 h=100</p>
<p>009 557 7505 Cylinder</p> <p>REF. NO: 001 553 35 05 001 553 16 05 001 553 17 05</p> <p>MODEL :</p> 	<p>008 557 9005 Cylinder</p> <p>REF. NO: 002 553 10 05 002 553 09 05 002 553 13 05 002 553 14 05</p> <p>MODEL : Actros</p> 
<p>008 557 6605 Cylinder</p> <p>REF. NO: 002 553 44 05</p> <p>MODEL : Axor</p> 	<p>008 557 2805 Cylinder</p> <p>REF. NO: 002 553 82 05</p> <p>MODEL : Axor</p> 
<p>008 557 2505 Cylinder</p> <p>REF. NO: 002 553 85 05</p> <p>MODEL : Axor</p> 	<p>137 557 0005 Cylinder</p> <p>REF. NO: 973 553 00 05 375 553 00 05</p> <p>MODEL : Atego</p> 

Axle, Spring and Steering Components Cabin Mounting and Bushes

009 557 0105

Cylinder

REF. NO: MODEL :
001 553 09 05 4205
 001 553 42 05
 000 553 73 05
 371 553 70 05
 000 553 51 05
 000 553 72 05



009 557 9305

Cylinder

REF. NO: MODEL :
001 553 17 05
 001 553 95 05
 371 553 73 05



009 557 1405

Cylinder

REF. NO: MODEL :
001 553 96 05
 001 553 25 05
 371 553 74 05



009 557 9005

Cylinder

REF. NO: MODEL :
001 553 10 05 SK 1838
 001 553 43 05 SK 1844
 371 553 71 05



008 557 1905

Cylinder

REF. NO: MODEL :
002 553 91 05 1831
 1860
 2531
 2555



008 557 1805

Cylinder

REF. NO: MODEL :
002 553 92 05 1831
 1832
 2531
 3331



008 557 5605

Cylinder

REF. NO: MODEL :
002 553 54 05 1831
 002 553 66 05 2540
 002 553 84 05 2631
 002 553 88 05



009 557 8505

Cylinder

REF. NO: MODEL :
001 553 25 05 1931
 2531



Cabin Mounting and Bushes

008 557 4205 Cylinder

REF. NO: MODEL :
002 553 68 05 1831
 1835
 2031



000 557 2305 Cylinder

REF. NO: MODEL :
000 553 87 05 1928
 001 553 45 05



000 557 7805 Cylinder

REF. NO: MODEL :
000 553 32 05 2226
 000 553 37 05 2232
 000 553 46 05
 000 553 75 05
 001 553 46 05



735 557 0705 Cylinder

REF. NO: MODEL :
375 553 03 05 1831
 1840
 3331



168 790 0627 Cabin Locked

REF. NO: MODEL :
942 310 04 83 2625
 2035



168 790 0827 Cabin Latch (Right)

REF. NO: MODEL :
942 310 02 83 Actros
 Axor



168 790 0727 Cabin Latch (Left)

REF. NO: MODEL :
942 310 03 83 Actros



Cabin Mounting and Bushes

009 557 5109 Hand Pump

REF. NO: MODEL :
001 553 59 01 1215
 375 553 00 01 1217



000 557 1109 Hand Pump

REF. NO: MODEL :
000 553 99 01
 001 553 14 01



009 557 7309 Hand Pump

REF. NO: MODEL :
001 553 37 01 2628
 2631



009 557 7409 Hand Pump

REF. NO: MODEL :
001 553 36 01 1835
 1843



009 557 7509 Hand Pump

REF. NO: MODEL :
001 553 35 01 1831
 1840
 2531
 3331



009 557 7609 Hand Pump

REF. NO: MODEL :
001 553 34 01 1831
 1840
 3331



009 557 7209 Hand Pump

REF. NO: MODEL :
001 553 38 01 1831
 1848
 2031
 2048



009 557 6009 Hand Pump (Long)

REF. NO: MODEL :
001 553 40 01 1831
 1848
 2031
 2048



Cabin Mounting and Bushes

000 557 3109 Hand Pump

REF. NO: MODEL :
000 553 79 01
 000 553 69 01
 000 553 68 01
 000 533 23 01
 000 553 27 01
 000 553 37 01
 000 553 39 01
 000 553 40 01
 371 553 70 01



009 557 6909 Hand Pump (Long)

REF. NO: MODEL :
001 553 41 01



009 557 7109 Hand Pump

REF. NO: MODEL :
001 553 39 01



728 506 0098 Rubber Buffer

REF. NO: MODEL :
382 504 00 12



728 506 0998 Rubber Buffer

REF. NO: MODEL :
382 504 01 12



Cabin Mounting and Bushes

137 340 0006 Pull Left White

REF. NO: **973 760 00 04**
 MODEL : Axor



137 340 0906 Pull Right Yellow

REF. NO: **973 760 01 04**
 MODEL : Axor



137 340 0806 Pull Left Long

REF. NO: **973 760 02 04**
 MODEL : Axor



137 340 0706 Pull Right Long

REF. NO: **973 760 03 04**
 MODEL : Axor



000 380 0997 Pull Left Green

REF. NO: **000 720 01 13**
 MODEL : Actros



000 380 0897 Pull Right Blue

REF. NO: **000 720 02 13**
 MODEL : Actros





to fit **Mercedes**
Cabin Air Springs



168 210 8191
Cabin Air Spring - Front

Model	Oem Ref No	Chassis No
MERCEDES ACTROS 1831-1860	942 890 2919 A942 890 2919	1831 S - 1831 LS 1835 S - 1835 LS 1840 S - 1840 LS 1843 S - 1843 LS 1848 S - 1848 LS 1853 S - 1853 LS



168 210 0891
Cabin Air Spring - Rear

Model	Oem Ref No	Chassis No
MERCEDES ACTROS 1831-1860	942 890 0219 942 890 6019 A942 890 0219 A942 890 6019	1831-1860 L/K/S/AK/LL/LS/LLS 2031-2053 A/K/S/AK/AS 2531-2557 L/LS 2631-2658 B/K/L/S/LK/LS 3231-3335 A/B/K/S/AK/AS 3340-3357 A/B/K/S/AK/AS 4140-4148 A/B/K/AK



168 210 5891
Cabin Air Spring - Front

Model	Oem Ref No	Chassis No
MERCEDES ACTROS 1831-1860	942 890 5219 A942 890 5219	1831 S - 1831 LS 1835 S - 1835 LS 1840 S - 1840 LS 1843 S - 1843 LS 1848 S - 1848 LS 1853 S - 1853 LS



168 210 5791
Cabin Air Spring - Front

Model	Oem Ref No	Chassis No
MERCEDES ACTROS 1831-1860	942 890 5319 942 890 5929 942 890 3819	1831-1860 L/K/S/AK/LL/LS/LLS 2031-2053 A/K/S/AK/AS 2531-2557 L/LS 2631-2658 B/K/L/SLK/LS 3231-3335 A/B/K/S/AK/AS 3340-3357 A/B/K/S/AK/AS 4140-4148 A/B/K/AK



168 210 4991
Cabin Air Spring - Front

Model	Oem Ref No	Chassis No
MERCEDES ACTROS	942 890 6119	



168 210 4191
Cabin Air Spring - Front

Model	Oem Ref No	Chassis No
MERCEDES ACTROS	942 890 6919	



168 210 5891
Cabin Air Spring - Rear

Model	Oem Ref No	Chassis No
MERCEDES ACTROS AXOR	A942 890 5019 A942 890 5119	



168 210 3091
Cabin Air Spring - Front

Model	Oem Ref No	Chassis No
MERCEDES ACTROS 1841-4144	A942 890 7019 A942 890 5219	



168 210 6191
Cabin Air Spring - Front

Model	Oem Ref No	Chassis No	
MERCEDES ACTROS AXOR	A942 890 4919		











168 210 0891
Cabin Air Spring - Rear

Model	Oem Ref No	Chassis No	
MERCEDES ACTROS 1831-1860	A942 890 0219 A942 890 6019		











**to fit Mercedes
Cabin Rubber &
Belows**









Cabin Rubber and Bellows

<p>493 505 0924 Rubber Strip</p> <p>REF. NO: 617 505 01 86 MODEL : 2521</p> 	<p>480 505 0024 Rubber Strip</p> <p>REF. NO: 620 505 00 86 MODEL : 3031</p> 
<p>454 505 0824 Rubber Strip</p> <p>REF. NO: 656 505 02 86 MODEL :</p> 	<p>729 439 0080 Weather Strip</p> <p>REF. NO: 381 671 00 20 MODEL : 2521</p> 
<p>437 413 0012 Sealin Strip</p> <p>REF. NO: 673 697 00 98 MODEL : 2521 381 697 03 98</p> 	<p>169 588 0043 Rubber Buffer</p> <p>REF. NO: 941 522 00 67 MODEL : Actros</p> 
<p>169 588 0943 Rubber Buffer</p> <p>REF. NO: 941 522 01 67 MODEL :</p> 	<p>169 582 9928 Bellows</p> <p>REF. NO: 941 528 11 82 MODEL :</p>  <p>D=Ø170 d=Ø130 h=127</p>









Cabin Rubber and Bellows

<p>009 120 1346 Pressure Spring</p> <p>REF. NO: 001 980 97 64</p> <p>MODEL : O 530 Euro 4</p>  <p>390 mm. 400 N</p>	<p>000 120 1846 Pressure Spring</p> <p>REF. NO: 000 980 92 64</p> <p>MODEL :</p>  <p>610 mm. 350 N</p>
<p>000 120 4146 Pressure Spring</p> <p>REF. NO: 000 980 69 64 000 980 49 64 000 750 31 80</p> <p>MODEL :</p>  <p>540 - 490 N</p>	<p>481 350 0674 Pressure Spring</p> <p>REF. NO: 629 750 04 36</p> <p>MODEL :</p>  <p>753 - 220 N</p>
<p>481 350 0274 Pressure Spring</p> <p>REF. NO: 629 750 08 36</p> <p>MODEL : O 580 Travego</p>  <p>270 - 80 N</p>	<p>481 350 9574 Pressure Spring</p> <p>REF. NO: 629 750 15 36</p> <p>MODEL : S 415 HDH</p>  <p>350 - 200 N</p>
<p>008 120 9546 Pressure Spring</p> <p>REF. NO: 002 980 15 64</p> <p>MODEL : Travego</p>  <p>685 - 500 N</p>	<p>481 350 8074 Pressure Spring</p> <p>REF. NO: 629 750 20 36</p> <p>MODEL :</p>  <p>730 - 1050 N</p>

Cabin Rubber and Bellows

<p>000 120 3046 Pressure Spring</p> <p>REF. NO: 000 980 70 64 000 980 10 64</p> <p>MODEL :</p>  <p>538 - 490 N</p>	<p>000 350 7020 Pressure Spring</p> <p>REF. NO: 000 750 30 80 000 980 48 64</p> <p>MODEL : O 303</p>  <p>535 - 330 N</p>
<p>481 350 0874 Pressure Spring</p> <p>REF. NO: 629 750 02 36</p> <p>MODEL : S 416 S 417</p>  <p>750 - 320 N</p>	<p>481 350 0774 Pressure Spring</p> <p>REF. NO: 629 750 03 36</p> <p>MODEL : S 416 S 417</p>  <p>750 - 420 N</p>
<p>481 350 0574 Pressure Spring</p> <p>REF. NO: 629 750 05 36</p> <p>MODEL : Travego</p>  <p>750 - 520 N</p>	<p>481 350 9174 Pressure Spring</p> <p>REF. NO: 629 750 19 36</p> <p>MODEL :</p>  <p>730 - 900 N</p>
<p>481 350 9874 Pressure Spring</p> <p>REF. NO: 629 750 12 36</p> <p>MODEL :</p>  <p>585-255-800 N</p>	<p>739 120 0046 Pressure Spring</p> <p>REF. NO: 371 980 00 64</p> <p>MODEL :</p>  <p>729-300-220 N</p>









Cabin Rubber and Bellows

<p>481 350 9474 Pressure Spring</p> <p>REF. NO: 629 750 16 36</p> <p>MODEL : Tourismo</p>  <p>348-140-100N</p>	<p>481 350 0474 Pressure Spring</p> <p>REF. NO: 629 750 06 36</p> <p>MODEL : Tourismo</p>  <p>485-205-600N</p>
<p>481 350 0174 Pressure Spring</p> <p>REF. NO: 629 750 09 36</p> <p>MODEL : Tourismo</p>  <p>580-255-520N</p>	<p>000 350 0774 Pressure Spring</p> <p>REF. NO: 000 750 03 36</p> <p>MODEL : Travego</p>  <p>582-215-520N</p>
<p>481 350 0374 Pressure Spring</p> <p>REF. NO: 629 750 07 36</p> <p>MODEL : Travego</p>  <p>585-255-700N</p>	<p>481 350 9974 Pressure Spring</p> <p>REF. NO: 629 750 11 36</p> <p>MODEL : Travego</p>  <p>740-300-900N</p>
<p>481 350 8874 Pressure Spring</p> <p>REF. NO: 629 750 22 36</p> <p>MODEL :</p>  <p>760-312-770N</p>	<p>000 122 9509 Pressure Spring</p> <p>REF. NO: 000 988 15 01</p> <p>MODEL : Axor</p>  <p>515-190-120N</p>



to fit **Mercedes**
Chassis

Chassis, Axle, Spring and Steering Groups


<p>000 785 0514 Spring Mounting</p> <p>REF. NO: 000 325 05 96 000 325 07 96</p> <p>MODEL : Actros Series</p>  <p>A=232 B=165 h=152</p>	<p>000 785 0214 Spring Mounting</p> <p>REF. NO: 000 325 08 96 000 325 04 96 000 325 06 96</p> <p>MODEL : Actros Series</p>  <p>A=232 B=165 h=116.5</p>
<p>164 710 0850 Spring Bushing</p> <p>REF. NO: 946 390 02 50</p> <p>MODEL :</p>  <p>D=Ø155.5 L=114</p>	<p>164 710 0950 Rubber Metal Burg</p> <p>REF. NO: 946 390 01 50</p> <p>MODEL :</p>  <p>D=Ø160 d=Ø32 L=95</p>
<p>701 790 0333 Rubber Metal Buffer</p> <p>REF. NO: 309 310 07 77</p> <p>MODEL : 0 309 D</p> 	<p>130 780 0015 Spring Mounting</p> <p>REF. NO: 970 320 00 95</p> <p>MODEL : 1718 1723 1725</p> 
<p>130 780 0915 Spring Mounting</p> <p>REF. NO: 970 320 01 95</p> <p>MODEL :</p> 	<p>130 785 0066 Spring Mounting</p> <p>REF. NO: 970 325 00 44 375 325 01 44</p> <p>MODEL :</p> 

Chassis, Axle, Spring and Steering Groups

143 785 0066 Rubber Metal Rubber

REF. NO: **967 325 00 44**

MODEL :



143 112 0060 Rubber Metal Rubber

REF. NO: **967 998 00 40**
970 998 00 40

MODEL :



143 785 0966 Rubber Metal Rubber

REF. NO: **967 325 01 44**
970 325 01 44

MODEL :



143 782 0071 Rubber Metal Rubber

REF. NO: **967 328 00 39**
974 328 01 39


MODEL :



000 788 9825 Spring Eye Bushing

REF. NO: **000 322 12 85**
000 322 21 85
000 322 22 85

MODEL :
SK 1831 Atego II 1823
SK 2024 Atego II 2528
SK 2429
SK 2538
SK 2631
Actros 1831
Actros 2031
Actros 3240



D=Ø62 d=Ø24 h=96

000 785 0825 Spring Eye Bushing

REF. NO: **000 325 02 85**
000 325 07 85
000 325 08 85

MODEL :
Actros 1831
Actros 2031
Actros 2531
Atego II 1823
Atego II 2628




D=Ø62 d=Ø24 h=106

000 788 0725 Spring Eye Bushing

REF. NO: **000 322 03 85**
000 322 05 85

MODEL :
MK 1222 MK 2534
MK 1226 MK 2420
MK 1417
MK 1722
MK 2426
MK 2433
MK 2524
MK 2527




D=Ø60 d=Ø22 h=76

000 788 9125 Spring Eye Bushing

REF. NO: **000 322 19 85**

MODEL :
MK 1424 SK 2538
MK 1720
MK 1820
MK 2433
MK 2524
SK 1748
SK 1831
SK 2429



D=Ø62 d=Ø24 h=86

Chassis, Axle, Spring and Steering Groups

<p>000 788 7825 Spring Eye Bushing</p> <p>REF. NO: 000 322 32 85</p> <p>MODEL : 1938 1945</p>  <p>D=Ø62 d=Ø24 h=96</p>	<p>136 780 0566 Spring Eye Bushing</p> <p>REF. NO: 974 320 05 44</p> <p>MODEL : 1718 1723 1725</p>  <p>D=Ø62 d=Ø22 h=96</p>
<p>140 787 9825 Rubber Metal Bush</p> <p>REF. NO: 960 323 12 85</p> <p>MODEL : O 403 1926 1932 2626 2628 NG 1424 NG 1926 NG 2224</p>  <p>D=Ø67 d=Ø24 h=96</p>	<p>140 787 9725 Rubber Metal Bush</p> <p>REF. NO: 960 323 13 85</p> <p>MODEL : O 403 1926 1932 2626 2628 NG 1424 NG 1926 NG 2224</p>  <p>D=Ø67 d=Ø24 h=104</p>
<p>140 787 9425 Rubber Metal Bush</p> <p>REF. NO: 960 323 16 85</p> <p>MODEL : O 403 1926 1932 2626 2628 NG 1424 NG 1926 NG 2224</p>  <p>D=Ø62 d=Ø24 h=104</p>	<p>457 784 0729 Stabilizer Bush</p> <p>REF. NO: 653 326 03 81</p> <p>MODEL : O 403 MK 1733 MK 1834 MK 2426</p>  <p>D=Ø60 d=Ø45 h=60.5</p>
<p>435 780 0450 Spring Eye Bushing</p> <p>REF. NO: 675 320 06 50</p> <p>MODEL :</p>  <p>D=Ø62 d=Ø36 h=96</p>	<p>136 780 0866 Spring Eye Bushing</p> <p>REF. NO: 974 320 02 44</p> <p>MODEL : 1224 1229 1317 1329</p>  <p>D=Ø62 d=Ø22 h=96</p>









Chassis, Axle, Spring and Steering Groups

Spring Eye Bushing		Spring Eye Bushing		000 788 0650	Joint
REF. NO:		REF. NO:		REF. NO:	
				000 322 04 50	
MODEL :		MODEL :		MODEL :	
	D=Ø57 d=Ø24 h=102		D=Ø58.5 d=Ø25 h=104		D=Ø91 d=Ø54 h=85
435 780 0950 Spring Eye Bushing			437 780 0950 Spring Eye Bushing		
REF. NO:	MODEL :	REF. NO:	MODEL :		
675 320 01 50		673 320 01 50	LK/LN 2		
					
	D=Ø75 d=Ø36 h=96		D=Ø58 d=Ø36 h=96		
443 780 0066 Spring Eye Bushing			430 780 0666 Spring Eye Bushing		
REF. NO:	MODEL :	REF. NO:	MODEL :		
667 320 00 44	411 609 611 709 711 809 811 819	670 320 04 44	T2/LN I 507 T2/LN I 709 T2/LN I 809 T2/LN I 811 T2/LN I 814		
					
	D=Ø52 d=Ø30 h=86		D=Ø52 d=Ø30 h=87		
430 780 0766 Spring Eye Bushing			408 786 0050 Spring Eye Bushing		
REF. NO:	MODEL :	REF. NO:	MODEL :		
670 320 03 44	T2/LN I 809 T2/LN I 811 T2/LN I 814	602 324 00 50	207 208 307 308 BM 601 BM 602		
					
	D=Ø58 d=Ø36 h=87		D=Ø50 d=Ø12 h=70		

Chassis, Axle, Spring and Steering Groups

<p>437 780 0050 Spring Eye Bushing</p> <p>REF. NO: 673 320 00 50</p> <p>MODEL : 414 709 809 814 817 1114 1117 1120</p>  <p>D=Ø46 d=Ø16 h=96</p>	<p>499 786 0750 Spring Eye Bushing</p> <p>REF. NO: 611 324 03 50</p> <p>MODEL : T1/TN 408 T1/TN 410</p>  <p>D=Ø49 d=Ø16 h=80</p>
<p>109 786 0750 Spring Eye Bushing</p> <p>REF. NO: 901 324 03 50 901 324 02 50</p> <p>MODEL : 208 CDI</p>  <p>D=Ø49 d=Ø12 h=80</p>	<p>000 789 0850 Spring Eye Bushing</p> <p>REF. NO: 000 321 02 50</p> <p>MODEL : T1/TN 408 T1/TN 410</p>  <p>D=Ø39 d=Ø16 h=80</p>
<p>435 780 0050 Spring Eye Bushing</p> <p>REF. NO: 675 320 00 50</p> <p>MODEL : LK/LN 2 1117 LK/LN 2 1317 LK/LN 2 1514 LK/LN 2 1814 LK/LN 2 914</p>  <p>D=Ø58 d=Ø19 h=96</p>	<p>435 785 0525 Spring Eye Bushing</p> <p>REF. NO: 675 325 05 85</p> <p>MODEL : LK/LN 2 1514 LK/LN 2 1517 LK/LN 2 1817</p>  <p>D=Ø64 d=Ø18 h=96</p>
<p>130 780 0766 Spring Eye Bushing</p> <p>REF. NO: 970 320 03 44</p> <p>MODEL : 1517</p>  <p>D=Ø56 d=Ø18 h=96</p>	<p>130 780 0966 Spring Eye Bushing</p> <p>REF. NO: 970 320 01 44</p> <p>MODEL : 1517 1529</p>  <p>D=Ø50 d=Ø18 h=96</p>

Chassis, Axle, Spring and Steering Groups

<p>136 780 0066 Spring Eye Bushing</p> <p>REF. NO: 974 320 00 44</p> <p>MODEL : 1718 1723 1725</p>  <p>D=Ø64 d=Ø22 h=96</p>	<p>437 780 0850 Rubber Bush</p> <p>REF. NO: 673 320 02 50</p> <p>MODEL : 1117</p>  <p>D=Ø48 d=Ø36 h=58</p>
<p>136 782 0929 Rubber Metal Bush</p> <p>REF. NO: 974 328 01 81</p> <p>MODEL :</p>  <p>D=Ø47 d=Ø22 L=40</p>	<p>168 793 0041 Rubber Metal Bush</p> <p>REF. NO: 942 317 00 69 941 317 00 69</p> <p>MODEL :</p>  <p>D=Ø59 d=Ø25 Ax=53</p>
<p>164 782 0634 Metal Ring</p> <p>REF. NO: 946 328 04 76</p> <p>MODEL :</p> 	<p>164 782 0034 Plastic Ring</p> <p>REF. NO: 946 328 00 76</p> <p>MODEL :</p> 
<p>164 110 0000 Spring Bolt</p> <p>REF. NO: 946 990 00 00</p> <p>MODEL :</p> 	<p>000 609 0438 Nut</p> <p>REF. NO: 000 401 06 72</p> <p>MODEL :</p> 

Chassis, Axle, Spring and Steering Groups

<p>701 780 0037 Rubber Bush</p> <p>REF. NO: 309 320 00 73 MODEL : G 270 CDI</p>  <p>D=Ø30 d=Ø12 h=30</p>	<p>443 780 0037 Rubber Bush</p> <p>REF. NO: 667 320 00 73 MODEL :</p>  <p>D=Ø30 d=Ø12 h=30</p>
<p>409 789 0750 Rubber Bush</p> <p>REF. NO: 601 321 03 50 MODEL :</p>  <p>D=Ø26 d=Ø12 h=26</p>	<p>408 789 0850 Rubber Bush</p> <p>REF. NO: 602 321 02 50 MODEL :</p>  <p>D=Ø26 d=Ø16 h=26</p>
<p>792 780 0037 Rubber Bush</p> <p>REF. NO: 318 320 00 73 MODEL : 1718 1723 1725</p>  <p>D=Ø40 d=Ø17 h=34</p>	<p>109 787 0825 Rubber Bush</p> <p>REF. NO: 901 323 02 85 MODEL : 414 408 CDI 411 CDI 413 CDI</p>  <p>D=Ø26 d=Ø13.5 h=24</p>
<p>000 787 9525 Rubber Bush</p> <p>REF. NO: 000 323 15 85 MODEL : 209 D 210 D</p>  <p>D=Ø32 d=Ø15.5 h=29</p>	<p>000 122 6899 Bush</p> <p>REF. NO: 000 988 42 11 MODEL :</p>  <p>D=Ø43 d=Ø12.5 h=45</p>

Chassis, Axle, Spring and Steering Groups

<p>160 506 0896 Bearing</p> <p>REF. NO: 940 504 02 14</p> <p>MODEL : 1823 K 1833 K</p>  <p>D=Ø38 d=Ø11 h=54</p>	<p>735 719 0093 Bush</p> <p>REF. NO: 375 391 00 17 375 323 03 85</p> <p>MODEL : Axor</p>  <p>D=Ø63 d=Ø20 h=72.5</p>
<p>754 787 0029 Stabilizer Bush</p> <p>REF. NO: 356 323 00 81</p> <p>MODEL : O 403</p>  <p>D=Ø49 d=Ø20 h=40</p>	<p>457 784 0629 Stabilizer Bush</p> <p>REF. NO: 653 326 04 81</p> <p>MODEL : 1824 L 2524 L</p>  <p>D=Ø68 d=Ø16 h=60</p>
<p>000 779 0093 Stabilizer Bush</p> <p>REF. NO: 000 331 00 17</p> <p>MODEL :</p>  <p>D=Ø77 d=Ø24 h=96</p>	<p>452 787 0025 Stabilizer Bush</p> <p>REF. NO: 658 323 00 85</p> <p>MODEL : 2538 L 3238 L 3244 L</p>  <p>D=Ø68 d=Ø31 h=60</p>
<p>000 787 3125 Stabilizer Bush</p> <p>REF. NO: 000 323 79 85</p> <p>MODEL : Actros Series</p>  <p>D=Ø70 d=Ø40 h₁=36.5 h₂=46</p>	<p>455 787 0025 Stabilizer Bush</p> <p>REF. NO: 655 323 00 85</p> <p>MODEL : 2538 L 3238 L 3244 L</p>  <p>D=Ø71.5 d=Ø48 h=41</p>

Chassis, Axle, Spring and Steering Groups

000 770 0299 Stabilizer Bush

REF. NO: MODEL :
000 330 08 11



D=Ø77 d=Ø28 h=62

000 784 8729 Stabilizer Bush

REF. NO: MODEL :
000 326 23 81 1831
2431
2531



D=Ø60 d=Ø32 h=52

000 787 2925 Stabilizer Bush

REF. NO: MODEL :
000 323 81 85 Axor



D=Ø80 d=Ø40 h=46

000 770 9499 Stabilizer Bush

REF. NO: MODEL :
000 330 16 11 0 405
0 407
0 408



D=Ø87 h=70

714 784 0029 Stabilizer Bush

REF. NO: MODEL :
396 326 00 81 0 350
Tourismo



D=Ø68 d=Ø15 Ax=103

169 787 0050 Stabilizer Bush

REF. NO: MODEL :
941 323 00 50



D=Ø73 d=Ø19 Ax=100

168 784 0850 Stabilizer Bush

REF. NO: MODEL :
942 326 02 50 1835
1843



D=Ø75 d=Ø21 Ax=130









482 779 0093 Stabilizer Bushing

REF. NO: MODEL :
628 331 00 17
628 330 04 07 S













D=Ø78 d=Ø19&22 Ax=130

Chassis, Axle, Spring and Steering Groups

<p>000 770 0020 Stabilizer Bush</p> <p>REF. NO: 000 330 00 80</p> <p>MODEL : 0 405 0 407 0 408</p>  <p>D=Ø87 d=Ø17 Ax=130</p>	<p>000 770 9399 Bend Sleeve Bush (Kit)</p> <p>REF. NO: 000 330 17 11</p> <p>MODEL :</p>  <p>D=Ø65.25 d=Ø22 h=60</p>
<p>167 787 0999 Stabilizer Rod</p> <p>REF. NO: 943 323 01 11 943 323 05 16</p> <p>MODEL :</p>  <p>Ax=421</p>	<p>167 787 0899 Stabilizer Rod</p> <p>REF. NO: 943 323 02 11 943 323 06 16</p> <p>MODEL :</p>  <p>Ax=460</p>
<p>167 784 0663 Stabilizer Rod</p> <p>REF. NO: 943 326 04 47</p> <p>MODEL :</p>  <p>Ax=365</p>	<p>735 784 0047 Stabilizer Rod Bracket</p> <p>REF. NO: 375 326 00 63</p> <p>MODEL :</p> 
<p>169 787 0947 Stabilizer Rod Bracket</p> <p>REF. NO: 941 323 01 63</p> <p>MODEL :</p> 	<p>169 787 0647 Stabilizer Rod Bracket</p> <p>REF. NO: 941 323 04 63</p> <p>MODEL :</p> 


Chassis, Axle, Spring and Steering Groups

<p>167 787 0899S Stabilizer Rod</p> <p>REF. NO: MODEL :</p> <p>943 323 02 11 S</p> <p>943 323 06 16 S</p>  <p>Ax=460</p>	<p>162 784 0663 Stabilizer Rod</p> <p>REF. NO: MODEL :</p> <p>948 326 04 47</p>  <p>Ax=340</p>	<p>162 784 0763 Stabilizer Rod</p> <p>REF. NO: MODEL :</p> <p>948 326 03 47</p> <p>943 326 03 47</p>  <p>Ax=280</p>
<p>167 784 0663S Stabilizer Rod</p> <p>REF. NO: MODEL :</p> <p>943 326 04 47 S</p>  <p>Ax=365</p>	<p>162 784 0663S Stabilizer Rod</p> <p>REF. NO: MODEL :</p> <p>948 326 04 47 S</p>  <p>Ax=340</p>	<p>162 784 0763S Stabilizer Rod</p> <p>REF. NO: MODEL :</p> <p>948 326 03 47 S</p> <p>943 326 03 47 S</p>  <p>Ax=280</p>
<p>167 787 0999S Stabilizer Rod</p> <p>REF. NO: MODEL :</p> <p>943 323 01 11 S</p> <p>943 323 05 16 S</p>  <p>Ax=421</p>	<p>167 787 0999S1 Stabilizer Rod Repair Kit</p> <p>REF. NO: MODEL :</p> <p>943 323 01 11 S1</p> <p>943 323 05 16 S1</p>  <p>Ax=460</p>	
<p>167 787 0899S1 Stabilizer Rod Repair Kit</p> <p>REF. NO: MODEL :</p> <p>943 323 02 11 S1</p> <p>943 323 06 16 S1</p>  <p>Ax=460</p>	<p>167 784 0663S1 Stabilizer Rod Repair Kit</p> <p>REF. NO: MODEL :</p> <p>943 326 04 47 S1</p>  <p>Ax=365</p>	

Chassis, Axle, Spring and Steering Groups

161 787 0099 Stabilizer Rod


REF. NO: **949 323 00 11** MODEL :



Ax=380

161 787 0099S Stabilizer Rod

REF. NO: **949 323 00 11 S** MODEL :



Ax=380

161 787 0099S1 Stabilizer Rod Repair Kit


REF. NO: **949 323 00 11 S1** MODEL :



Ax=380

162 784 0563 Stabilizer Rod


REF. NO: **948 326 05 47** MODEL :



Ax=365

162 784 0563S Stabilizer Rod


REF. NO: **948 326 05 47 S** MODEL :



Ax=365

130 780 0873 Stabilizer Rod

REF. NO: **970 320 02 37** MODEL :



L=320

136 780 9173 Stabilizer Rod

REF. NO: **974 320 19 37** MODEL :



L=380

130 780 0673 Stabilizer Rod

REF. NO: **970 320 04 37** MODEL :






L=400

Chassis, Axle, Spring and Steering Groups

<p>000 785 0625 Stabilizer Bush</p> <p>REF. NO: MODEL :</p> <p>000 325 04 85 2625</p> <p>000 325 09 85 2628</p> <p>2640</p> <p>2644</p> <p>2825</p> <p>2826</p> <p>2828</p> <p>2831</p>  <p>D=Ø148 d=Ø106 h=170</p>	<p>455 784 0629 Stabilizer Bush</p> <p>REF. NO: MODEL :</p> <p>655 326 04 81</p>  <p>D=Ø91 d=Ø70 h=66</p>
<p>455 784 0529 Stabilizer Bush</p> <p>REF. NO: MODEL :</p> <p>655 326 05 81 1844</p>  <p>D=Ø91 d=Ø64 h=66</p>	<p>000 784 6629 Stabilizer Bush</p> <p>REF. NO: MODEL :</p> <p>000 326 44 81 Actros</p>  <p>D=Ø82 d=Ø58 h=56</p>
<p>000 784 8429 Stabilizer Bush</p> <p>REF. NO: MODEL :</p> <p>000 326 26 81 1823 3340</p> <p>000 326 30 81 1831</p> <p>000 326 32 81 2031</p> <p>2523</p> <p>2531</p> <p>2628</p> <p>2631</p> <p>3231</p>  <p>D=Ø66 d=Ø47 h=56</p>	<p>000 784 8629 Stabilizer Bush</p> <p>REF. NO: MODEL :</p> <p>000 326 24 81 Atego</p> <p>000 323 59 85 1517</p> <p>000 323 29 81</p>  <p>D=Ø61 d=Ø38.5 h=56</p>
<p>000 787 4825 Stabilizer Bush</p> <p>REF. NO: MODEL :</p> <p>000 323 62 85</p>  <p>D=Ø42 d=Ø35 h=55</p>	<p>000 787 5225 Stabilizer Bush</p> <p>REF. NO: MODEL :</p> <p>000 323 58 85</p>  <p>D=Ø50 d=Ø35 h=56</p>









Chassis, Axle, Spring and Steering Groups

<p>000 784 5929 Stabilizer Bush (Kit)</p> <p>REF. NO: 000 326 51 81</p> <p>MODEL : 2825 2826 3340</p>  <p>D=Ø77 d=Ø53 h=56</p>	<p>000 784 5029 Stabilizer Bush (Kit)</p> <p>REF. NO: 000 326 50 81</p> <p>MODEL : Actros Axor</p>  <p>D=Ø77 d=Ø46 h=56</p>
<p>000 784 6029 Stabilizer Bush (Kit)</p> <p>REF. NO: 000 326 40 81</p> <p>MODEL : O 403 O 404</p>  <p>D=Ø75 d=Ø45 h=60</p>	<p>452 784 0529 Stabilizer Bush (Kit)</p> <p>REF. NO: 658 326 05 81</p> <p>MODEL : OH 1625 L OH 1628 L</p>  <p>D=Ø88 d=Ø50 h=60</p>
<p>482 788 0050 Stabilizer Bearing</p> <p>REF. NO: 628 322 00 50</p> <p>MODEL : Torismo</p>  <p>D=Ø76 d=Ø45 h=70</p>	<p>000 118 6007 Rubber Metal Bush</p> <p>REF. NO: 000 992 40 03</p> <p>MODEL :</p>  <p>D=Ø76 d=Ø50 h=70</p>
<p>169 787 0950 Stabilizer Bush (Kit)</p> <p>REF. NO: 941 323 01 50</p> <p>MODEL :</p>  <p>D=Ø98 d=Ø70 h=67</p>	<p>169 784 0050 Stabilizer Bush (Kit)</p> <p>REF. NO: 941 326 00 50</p> <p>MODEL :</p>  <p>D=Ø110 d=Ø82 h=65</p>









Chassis, Axle, Spring and Steering Groups

<p>458 784 0729 Stabilizer Bush (Kit)</p> <p>REF. NO: 652 326 03 81</p> <p>MODEL :</p>  <p>D=Ø111 d=Ø65 h=65</p>	<p>754 784 0029 Stabilizer Bush (Half)</p> <p>REF. NO: 356 326 00 81</p> <p>MODEL :</p>  <p>D=Ø65 d=Ø37.5 h=60</p>
<p>009 122 8690 Stabilizer Bush (Half)</p> <p>REF. NO: 001 988 24 10</p> <p>MODEL :</p>  <p>D=Ø75 d=Ø45 h=80 h=70</p>	<p>709 784 0029 Stabilizer Bush (Half)</p> <p>REF. NO: 301 326 00 81 634 326 02 81</p> <p>MODEL : 303 305 307</p>  <p>D=Ø82 d=Ø50 h=80</p>
<p>714 787 0050 Stabilizer Bush (Half)</p> <p>REF. NO: 396 323 00 50</p> <p>MODEL : 1416 1417 1622 1625 1628</p>  <p>D=Ø93 d=Ø56 h=70</p>	<p>436 785 0866 Rubber Buffer</p> <p>REF. NO: 674 325 02 44</p> <p>MODEL : 814 L</p>  <p>D=Ø75 d=Ø55 h=15</p>
<p>109 785 0026 Spring Rubber</p> <p>REF. NO: 901 325 00 84</p> <p>MODEL :</p> 	<p>443 785 0026 Spring Rubber</p> <p>REF. NO: 667 325 00 84</p> <p>MODEL : TG/LN I Sprinter</p> 

Chassis, Axle, Spring and Steering Groups

<p>167 787 2626 Spring Mounting</p> <p>REF. NO: 943 323 84 84</p> <p>MODEL :</p>  <p>A=84 B=110 h=13</p>	<p>167 787 5926 Spring Mounting</p> <p>REF. NO: 943 323 51 84</p> <p>MODEL :</p>  <p>A=110 B=84 h=13</p>
<p>167 787 5726 Spring Mounting</p> <p>REF. NO: 943 323 53 84</p> <p>MODEL : 1831 1848</p>  <p>A=110 B=84 h=13</p>	<p>130 785 0026 Spring Mounting</p> <p>REF. NO: 970 325 00 84</p> <p>MODEL :</p> 
<p>435 785 0826 Spring Mounting</p> <p>REF. NO: 675 325 02 84</p> <p>MODEL : Vario</p>  <p>A=90 B=66 h=12</p>	<p>130 785 0926 Spring Mounting</p> <p>REF. NO: 970 325 01 84</p> <p>MODEL : Vario</p> 
<p>140 788 0926 Spring Mounting</p> <p>REF. NO: 960 322 01 84</p> <p>MODEL :</p>  <p>A=112 B=84 h=16</p>	<p>435 785 0526 Spring Mounting</p> <p>REF. NO: 675 325 05 84</p> <p>MODEL : 1524 1724</p>  <p>A=120 B=70 h=12</p>

Chassis, Axle, Spring and Steering Groups

<p>435 785 0926 Spring Mounting</p> <p>REF. NO: 675 325 01 84 MODEL : 1517 L</p>  <p>A=90 B=70 h=12</p>	<p>435 785 0966 Spring Mounting</p> <p>REF. NO: 675 325 01 44 MODEL : 1524 1724</p>  <p>A=90 B=70 h=18</p>
<p>735 770 0035 Rubber Buffer</p> <p>REF. NO: 375 330 00 75 MODEL :</p> 	<p>493 770 0935 Rubber Buffer</p> <p>REF. NO: 617 330 01 75 MODEL : 2531 2433</p> 
<p>455 850 9297 Clutch Lever Complete</p> <p>REF. NO: 655 250 18 13 MODEL : Actros Axor 457</p> 	<p>455 850 9597 Clutch Lever With Rolle</p> <p>REF. NO: 655 250 15 13 MODEL : Actros Axor 457</p> 
<p>455 850 9597S Clutch Lever - Not Rolle</p> <p>REF. NO: 655 250 15 13 S MODEL : Actros Axor 457</p> 	<p>450 850 7297 Clutch Lever With Rolle</p> <p>REF. NO: 650 250 38 13 MODEL : 3031 2631</p> 

Chassis, Axle, Spring and Steering Groups

<p>455 856 0804 Clutch Pin</p> <p>REF. NO: 655 254 02 06</p> <p>MODEL : Actros Axor 457</p> 	<p>450 856 0004 Clutch Pin</p> <p>REF. NO: 650 254 00 06</p> <p>MODEL : 3031 2631</p> 
<p>727 785 0998 Leaf Spring Bearing Rear</p> <p>REF. NO: 383 325 01 12</p> <p>MODEL : 3224</p> 	<p>486 785 0998 Leaf Spring Bearing</p> <p>REF. NO: 624 325 01 12</p> <p>MODEL : 3031 2631 2628 2622</p> 
<p>721 785 8958 Nut For Leaf Spring</p> <p>REF. NO: 389 325 21 52</p> <p>MODEL : 3031 2631 2628 2622</p> 	<p>721 780 0426 Cover For Leaf Spring</p> <p>REF. NO: 389 320 06 84</p> <p>MODEL : 3031 2631 2628 2622</p> 
<p>721 110 5040 Nut</p> <p>REF. NO: 389 990 50 60</p> <p>MODEL : 3031 2631 2628 2622</p> 	<p>721 785 9048 Metal Washer</p> <p>REF. NO: 389 325 10 62</p> <p>MODEL : 3031 2631 2628 2622</p> 

Chassis, Axle, Spring and Steering Groups

717 785 0058 Not For Leaf Spring

REF. NO: MODEL :
393 325 00 52 3234



717 110 0040 Not For Leaf Spring

REF. NO: MODEL :
393 990 00 60 3234



723 785 0948 Pulley

REF. NO: MODEL :
387 325 01 62 3234



744 978 0091 Pulley

REF. NO: MODEL :
366 132 00 19 2517
 2521
 2524



753 804 0090 Pulley

REF. NO: MODEL :
357 206 00 10 345 K



753 504 0890 Pulley

REF. NO: MODEL :
357 506 02 10 345 K



603 800 0430 Pulley

REF. NO: MODEL :
407 200 06 70 345 K



000 550 9477 Pulley

REF. NO: MODEL :
000 550 16 33 Axor 457



Chassis, Axle, Spring and Steering Groups

653 800 9030 Pulley
 REF. NO: MODEL :
457 200 10 70 Axor 457



104 800 8030S Pulley
 REF. NO: MODEL :
906 200 20 70 S Axor



653 800 9630S Pulley
 REF. NO: MODEL :
457 200 14 70 S Axor



653 800 7930S Pulley
 REF. NO: MODEL :
457 200 31 70 S Axor



653 800 9130 Pulley
 REF. NO: MODEL :
457 200 19 70 Axor



653 800 7030S Pulley
 REF. NO: MODEL :
457 200 30 70 S Axor



009 955 8995 Pulley
 REF. NO: MODEL :
001 155 21 15 Axor



755 750 5977 Bell Hub
 REF. NO: MODEL :
355 350 51 33




Chassis, Axle, Spring and Steering Groups

755 750 8577 Bell Hub

REF. NO: **355 350 25 33**
346 350 15 33
346 350 92 33

MODEL :




$h_1 = 272 \text{ mm.}$

$h_2 = 250 \text{ mm.}$

764 750 3577 Bell Hub

REF. NO: **346 350 75 33**
346 350 74 33

MODEL :



$h_1 = 282 \text{ mm.}$

$h_2 = 260 \text{ mm.}$

764 750 3977 Bell Hub

REF. NO: **346 350 71 33**

MODEL :




$h_1 = 268 \text{ mm.}$

$h_2 = 245 \text{ mm.}$

168 750 9701S Bell Hub

REF. NO: **942 350 13 09 S**

MODEL :



$h_1 = 258 \text{ mm.}$

$h_2 = 236 \text{ mm.}$

755 750 0856 Planet Gear Full (Kit)

REF. NO: **355 350 02 54**

MODEL :



$\varnothing 45 \times 75 \times 31 \times 34 \text{ mm.}$

755 750 0856S Planet Carrier Full

REF. NO: **355 350 02 54 S**

MODEL :



723 750 5187 Supporter Type Without Gear

REF. NO: **387 350 59 23**

MODEL :
25 21
26 31
30 31



723 750 5187S Differential Small Case Bearing With Screw (Steel)

REF. NO: **387 350 59 23 S**
601 707 70

MODEL :
25 21
26 31
30 31



Chassis, Axle, Spring and Steering Groups

723 750 5187S1 Differential Small Case BearingNot Screw (Steel)

REF. NO:
387 350 59 23 S1
601 707 70

MODEL :
25 21
26 31
30 31



715 757 0996 Differential Pinion

REF. NO: MODEL :
395 353 01 14 25 21



715 750 0060 Axle Introduction Repair Kit

REF. NO: MODEL :
395 350 00 40 25 21
26 31
30 31



715 757 0659 Spacer Ring

REF. NO: MODEL :
395 353 04 51 25 21



715 757 0780 Differential Spider

REF. NO: MODEL :
395 353 03 20 25 21



715 129 0823 Roller

REF. NO: MODEL :
395 981 02 87 25 21



715 757 0833 Washer

REF. NO: MODEL :
395 353 02 77 25 21



715 757 0759 Spacer Ring

REF. NO: MODEL :
395 353 03 51 25 21



Chassis, Axle, Spring and Steering Groups


755 757 0495 Side Gear - Differential Gear

REF. NO: **355 353 06 15** MODEL :



702 757 0048 Thrust Washer

REF. NO: **308 353 00 62** MODEL : 25 21



723 750 9787 Axle Introduction / Small Bushing (Steel)

REF. NO: **387 350 13 23** MODEL :



755 750 0883 Differential Case / Small Bushing (Steel)

REF. NO: **355 350 02 27** MODEL : 26 22 26 28



717 524 0075 Small Bushing Differential Repair Kit

REF. NO: **393 586 00 35** MODEL : 26 22 26 28




755 757 0480 Differential Spider Bushing

REF. NO: **355 353 06 20** MODEL : 26 22 26 28



616 775 0896 Differential Pinion

REF. NO: **494 335 02 14** MODEL :



616 775 0035 Washer / Differential Small Bushing

REF. NO: **494 335 00 75** MODEL :



Chassis, Axle, Spring and Steering Groups

755 757 0350 Bushing Differential / Small Bushing

REF. NO: MODEL :
355 353 07 50



755 757 4059 Spacer Ring / Differential Small Bushing

REF. NO: MODEL :
355 353 60 51



755 757 0795 Side Gear / Differential Small Bushing

REF. NO: MODEL :
355 353 03 15



755 757 0548 Side Gear / Differential Small Bushing

REF. NO: MODEL :
355 353 05 62



166 750 0587S Differential Case / Differential Small Screw

REF. NO: MODEL :
944 350 05 23 S Axor 3028



h : 163 mm.

166 750 0487S1 Differential Case / Short

REF. NO: MODEL :
944 350 06 23 S1 Axor 3028



h : 153 mm.

166 750 0487S Lagging Repair Kit

REF. NO: MODEL :
944 350 06 23 S Axor 3028






166 750 0587S1 Screw Repair Kit

REF. NO: MODEL :
944 350 05 23 S1 Axor 3028



Chassis, Axle, Spring and Steering Groups

<p>166 750 0487 Full Differential Gear / Lagging</p> <p>REF. NO: 944 350 06 23 MODEL : Axor 3028</p> 	<p>166 750 0587 Differential Gear / Screw / Long</p> <p>REF. NO: 944 350 05 23 MODEL : Axor 3028</p>  <p>h : 163 mm.</p>
<p>166 757 0782 Oil Collector</p> <p>REF. NO: 944 353 03 28 MODEL : Axor 3028</p> 	<p>168 750 8987 Differential Gear</p> <p>REF. NO: 942 350 21 23 MODEL : Axor 4140</p> 
<p>168 750 8987S Differential Case</p> <p>REF. NO: 942 350 21 23 S MODEL : Axor 4140</p> 	<p>168 757 0682 Oil Collector</p> <p>REF. NO: 942 353 04 28 MODEL : Axor 4140</p> 
<p>168 750 8987S1 Big Differential Repair Kit / Screw</p> <p>REF. NO: 942 350 21 23 S1 MODEL : Axor 4140</p> 	<p>764 750 0683 Differential Case</p> <p>REF. NO: 346 350 04 27 MODEL :</p> 

Chassis, Axle, Spring and Steering Groups

723 750 0060

Differential Big Bushing Repair Kit

REF. NO:

387 350 00 40

MODEL :



764 750 2987

Full Differential Case / Differential Big Bushing

REF. NO:

346 350 81 23

MODEL :



764 757 0680

Differential Spider / Differential Big

REF. NO:

346 353 04 20

MODEL :



764 857 0496

Differential Pinion / Differential Big / Bushing

REF. NO:

346 253 06 14

MODEL :



764 757 0150

Differential Big Bushing

REF. NO:

346 353 09 50

MODEL :



764 757 8559

Spacer Ring Differential / Big Bushing

REF. NO:

346 353 25 51

MODEL :



764 757 0795

Side Gear / Differential Big / Bushing

REF. NO:

346 353 03 15

MODEL :



764 757 8848

Thrust Washer / Differential Big / Bushing

REF. NO:

346 353 22 62

MODEL :



Chassis, Axle, Spring and Steering Groups

764 757 0986 Washer / Differential Big / Bushing

REF. NO: MODEL :
346 353 01 24



755 756 0693 Sun Gear

REF. NO: MODEL :
355 354 04 17



Z=23 i=3.48

764 750 0583 Big Differential Case

REF. NO: MODEL :
346 350 05 27



755 750 9283 Small Differential Case

REF. NO: MODEL :
355 350 18 27 Axor
3028
3031



755 750 9283S Full Small Differential Gear

REF. NO: MODEL :
355 350 18 27 S 2631
3031



764 750 0583S Full Big Differential Gear

REF. NO: MODEL :
346 350 05 27 S



755 750 0982 Differential Spider

REF. NO: MODEL :
355 350 01 28











755 757 0896 Differential Pinion

REF. NO: MODEL :
355 353 02 14



Chassis, Axle, Spring and Steering Groups

<p>755 757 0934 Washer</p> <p>REF. NO: 355 353 01 76</p> <p>MODEL :</p> 	<p>755 757 0895 Side Gear</p> <p>REF. NO: 355 353 02 15</p> <p>MODEL :</p> 
<p>755 757 8748 Thrust Washer</p> <p>REF. NO: 355 353 23 62</p> <p>MODEL :</p>  <p>260 mm.</p>	<p>755 757 9050 Bushing</p> <p>REF. NO: 355 353 10 50</p> <p>MODEL :</p> 
<p>764 750 0982 Differential Spider</p> <p>REF. NO: 346 350 01 28</p> <p>MODEL :</p> 	<p>764 757 0596 Differential Pinion</p> <p>REF. NO: 346 353 05 14</p> <p>MODEL :</p> 
<p>764 757 0886 Washer</p> <p>REF. NO: 346 353 02 24</p> <p>MODEL :</p> 	<p>764 757 0595 Side Gear</p> <p>REF. NO: 346 353 05 15</p> <p>MODEL :</p> 

Chassis, Axle, Spring and Steering Groups

755 757 0150 Bushing

REF. NO: MODEL :
355 353 09 50



764 757 0248 Thrust Washer

REF. NO: MODEL :
346 353 08 62



486 754 0080 Hub Cap

REF. NO: MODEL :
624 356 00 20



764 757 0450 Bushing

REF. NO: MODEL :
346 353 06 50



755 750 0767 Screw Coller

REF. NO: MODEL :
355 350 03 43



755 757 0985 Screw Coller

REF. NO: MODEL :
355 353 01 25



458 757 0085 Screw Coller

REF. NO: MODEL :
652 353 00 25











764 750 0667 Screw Coller

REF. NO: MODEL :
346 350 04 43



Chassis, Axle, Spring and Steering Groups

<p>SEM NO. 9860 Screw Collar</p> <p>REF. NO: 942 353 09 25</p> <p>MODEL : Axor</p> 	<p>SEM NO. 9864 Axle Hausing / Differential Small / Rear</p> <p>REF. NO: 355 350 46 03</p> <p>MODEL :</p> 
<p>SEM NO. 9865 Grover Nut / Differential Small</p> <p>REF. NO: 946 356 02 26</p> <p>MODEL : Axor</p> 	<p>SEM NO. 9866 Nut</p> <p>REF. NO: 000 990 32 60</p> <p>MODEL : Conecto</p> 
<p>SEM NO. 9867 Thrust Washer</p> <p>REF. NO: 976 356 00 52</p> <p>MODEL : Axor</p>  <p>h : 163 mm.</p>	<p>SEM NO. 9868 Axle Tube Nut</p> <p>REF. NO: 385 356 00 26</p> <p>MODEL : 25 17 25 21 25 24</p> 
<p>SEM NO. 9869 Thrust Ring</p> <p>REF. NO: 360 356 04 15</p> <p>MODEL : 25 21</p>  <p>100 x 120 mm.</p>	<p>SEM NO. 9870 Thrust Ring</p> <p>REF. NO: 355 356 09 15</p> <p>MODEL :</p> 

Chassis, Axle, Spring and Steering Groups

764 754 9695 Thrust Ring

REF. NO: MODEL :
346 356 14 15 25 21



115 x 145 mm.

164 754 0095 Thrust Ring

REF. NO: MODEL :
946 356 00 15 Axor
 25 23
 25 28



119 x 145 mm.

435 754 0895 Thrust Ring

REF. NO: MODEL :
675 356 02 15 Axor



101 x 120 mm.

764 756 9448 Thrust Washer

REF. NO: MODEL :

346 354 16 62



727 110 0309 Screw

REF. NO: MODEL :
383 990 07 01



12x1x28 mm.

755 756 0739 Screw

REF. NO: MODEL :
355 354 03 71
624 354 01 71



14x1,5x80 mm.

168 110 9306 Screw

REF. NO: MODEL :
942 990 17 04
 N 308676 012022



12x1,5x80 mm.

000 110 4506 Screw

REF. NO: MODEL :
000 990 65 04



12x1,5x70 mm.

Chassis, Axle, Spring and Steering Groups

168 110 9006

Screw

REF. NO:

942 990 10 04

MODEL :



10x1,5x70 mm.

000 110 4306

Screw / Big Differential

REF. NO:

000 990 67 04

MODEL :



14x1,5x95 mm.

166 750 0487S2

Screw / Small Differential

REF. NO:

944 350 06 23 S2

MODEL :



12x1,5x55 mm.

162 757 0957

Spacer Tube

REF. NO:

948 353 01 53

MODEL :

Axor



755 757 9248

Thrust Washer

REF. NO:

355 353 18 62

MODEL :



4 mm.

764 757 9348

Thrust Washer

REF. NO:

346 353 17 62

MODEL :



4 mm.

755 757 0875

Shaft / Small Differential

REF. NO:

355 353 02 35

MODEL :



764 757 0775

Shaft / Big Differential

REF. NO:

346 353 03 35

MODEL :



Chassis, Axle, Spring and Steering Groups

764 757 0650 Bushing
 REF. NO: MODEL :
346 353 04 50



168 750 0046 Differential Gear Front
 REF. NO: MODEL :
942 350 00 64 Axor 4140



168 750 0046S Differential Case
 MODEL :
 REF. NO: MODEL :
942 350 00 64 S Axor 4140



168 750 0046S1 Differential Pin
 REF. NO: MODEL :
942 350 00 64 S1 Axor 4140



168 750 0046S2 Big Differential Repair Kit / Lagging
 REF. NO: MODEL :
942 350 00 64 S2 Axor 4140



009 110 5000 Screw
 REF. NO: MODEL :
001 990 50 00 Axor 4140



16x1,5x75 mm.

N196984094002 Screw
 REF. NO: MODEL :
N914126016008



16x1,5x95 mm.

486 680 0891 Brake Shoe (Welded)
 REF. NO: MODEL :
624 420 02 19



220 mm.

Chassis, Axle, Spring and Steering Groups

480 680 0891

Brake Shoe (Welded)

REF. NO:

620 420 02 19

MODEL :



180 mm.

451 680 0091

Brake Shoe (Welded)

REF. NO:

659 420 00 19

MODEL :



160 mm.

705 680 0391

Brake Shoe (Welded)

REF. NO:

305 420 07 19

MODEL :

V6

V8



220 mm.

705 680 9991

Brake Shoe (Casting)

REF. NO:

305 420 11 19

MODEL :

Conecto



160 mm.

451 680 0691

Brake Shoe (Casting)

REF. NO:

659 420 04 19

659 420 05 19

MODEL :



220 mm.

721 680 4991

Brake Shoe (Casting)

REF. NO:

389 420 61 19

MODEL :



180 mm.

721 680 4791

Brake Shoe (Casting)

REF. NO:

389 420 63 19

MODEL :



160 mm.

705 680 0391

Brake Shoe (Casting)

REF. NO:

305 420 07 19

MODEL :

345 K

V6



220 mm.

Chassis, Axle, Spring and Steering Groups

764 687 0104

Brake Anchor

REF. NO:

346 423 09 06

942 423 03 06

MODEL :



703 680 6908

Brake Shoe Pin Set

REF. NO:

307 420 41 02

MODEL :



703 680 0771

Joint Bearing Repair Kit

REF. NO:

307 420 03 39

MODEL :



613 689 0036

Pin

REF. NO:

497 421 00 74

MODEL :



Ø= 30 mm.

009 129 5079

Joint Bearing With Bushing

REF. NO:

001 981 50 31

MODEL :



452 687 0836

Pin

REF. NO:

658 423 02 74

MODEL :



Ø=20 mm.

436 689 0950

Bushing

REF. NO:

674 421 01 50

MODEL :



30x34x47 mm.

000 687 0534

Washer Protective Cap

REF. NO:

000 423 05 76

000 423 39 87

MODEL :



Chassis, Axle, Spring and Steering Groups

485 785 0891 Spring Seat / Long Left

REF. NO: MODEL :
625 325 02 19 26 31
 30 31



485 785 0791 Spring Seat / Long Right

REF. NO: MODEL :
625 325 03 19 2628



485 785 0991 Spring Seat / Short Right

REF. NO: MODEL :
625 325 01 19



485 785 0091 Spring Seat / Short Left

REF. NO: MODEL :
625 325 00 19



130 788 0926 Spring Pin Left

REF. NO: MODEL :
970 322 01 84 Atego



55 mm.

130 788 0026 Spring Pin Right

REF. NO: MODEL :
970 322 00 84 Atego



36 mm.

008 129 5005 Inside / Tapared Roller Bearing (Steel)

REF. NO: MODEL :
002 981 50 05 3031
 002 981 53 05
 005 981 90 05



Ø=110 mm.









006 129 0405 Outside / Tapared Roller Bearing (Steel)

REF. NO: MODEL :
004 981 06 05 3031
 003 981 68 05
 007 981 03 05



Ø=105 mm.

Chassis, Axle, Spring and Steering Groups

<p>163 785 0098 Spring Saddle Up</p> <p>REF. NO: 947 325 00 12</p> <p>MODEL : Axor 3028</p> 	<p>163 785 0068 Spring Saddle Down</p> <p>REF. NO: 947 325 00 42</p> <p>MODEL : Axor 3028</p> 
<p>486 785 0790 Support</p> <p>REF. NO: 624 325 03 10</p> <p>MODEL : 26 22 26 28 30 31</p> 	<p>162 785 0745 Strut</p> <p>REF. NO: 948 325 03 65 648 325 03 65</p> <p>MODEL : Axor 3028</p> 
<p>163 785 0684 Plate / Steel</p> <p>REF. NO: 947 325 04 26</p> <p>MODEL : Axor</p> 	<p>N190905080074 Screw</p> <p>REF. NO: N910105 020036 N000000 005732</p> <p>MODEL : Axor</p>  <p>20x1.5x280 mm.</p>
<p>167 770 0254 Expansion Plug And Grease Nipple</p> <p>REF. NO: 943 330 08 56</p> <p>MODEL : Axor</p> 	<p>454 770 0022 Nut (Steel)</p> <p>REF. NO: 656 330 00 88</p> <p>MODEL : Axor</p> 

Chassis, Axle, Spring and Steering Groups

104 955 9395

Pulley 9 Canal

REF. NO:

906 155 17 15

MODEL :

Axor
906 Motor



Q 62 h=41

009 955 6495

Pulley 9 Canal

REF. NO:

001 155 46 15

MODEL :

Axor



653 808 0890

Pulley

REF. NO:

457 202 02 10

MODEL :

Axor



653 800 8030S

Guide Pulley Welded

REF. NO:

457 200 20 70 S

MODEL :

Axor



h= 37 mm Ø75

104 800 5130S

Guide Pulley Welded

REF. NO:

906 200 59 70 S

MODEL :

Axor



455 856 0804S1

Telease Spindle Repair Kit

REF. NO:

655 254 02 06 S1

MODEL :

Actros

N000988 036100

N912009 035100

N304017 012011



450 850 7297S

Release Lever With Rolle

REF. NO:

650 250 38 13 S

MODEL :

30 31



000 856 0093

Release Spindle Repair Kit

REF. NO:

655 254 02 06 S

MODEL :

Actros

Axor

000 254 00 17

000 254 03 35

002 992 15 01

N000988 036100

N912009 035100

N304017 012011



Chassis, Axle, Spring and Steering Groups

000 380 0597 Pul

REF. NO: **000 720 05 13**

MODEL : Actros



454 850 0497 Release Lever With Rolle

REF. NO: **656 250 06 13**
656 250 08 13

MODEL : Travego 457
Euro-3



163 759 0984 Rear Spring To Spring Saddle

REF. NO: **947 351 01 26**

MODEL : Axor
33 40
41 40



000 856 9002 Release Lever For ZF

REF. NO: **000 254 10 08**
6060 206 006 ZF

MODEL :



000 856 9002S Torsion Lever Repair Kit For ZF

REF. NO: **000 254 10 08 S**

MODEL :



764 750 0456 Planet Gear Repair Kit Big Differential

REF. NO: **346 350 06 54**

MODEL :



Ø45x75x41x44 mm Z=17

764 756 0693 Sun Gear Big Differential

REF. NO: **346 354 04 17**

MODEL :




Z=23

755 750 0986 Wheel Hub Drive

REF. NO: **355 350 01 24**

MODEL :



Chassis, Axle, Spring and Steering Groups

N000000005382 Screw

REF. NO: **N000000 005728**
 N910105 020025
 MODEL : Axor



20x1,5x80 mm.

N000000005531 Screw

REF. NO: **N000000 005579**
 N910105 020032
 MODEL : Axor



20x1,5x200 mm.

N190905080075 Screw Steel

REF. NO: **N910105 020035**
 MODEL : Axor



20x1,5x260 mm.

169 779 0584 Spring Saddle

REF. NO: **941 331 05 26**
 MODEL : Axor



140 788 0026 Rubber Metal Rubber

REF. NO: **960 322 00 84**
 MODEL :



A=112 B=84 h=16 M12x1,5

137 790 0051 Rubber Metal

REF. NO: **973 310 00 59**
 375 310 01 59
 MODEL :



A=50 B=39 h=18.5

109 785 0366 Spring Rubber

REF. NO: **901 325 07 44**
 MODEL :










735 123 0960 Rubber Buffer

REF. NO: **375 987 01 40**
 MODEL :



D=Ø30 h=30 M 8x1.5 mm









Chassis, Axle, Spring and Steering Groups

<p>437 787 0625 Stabilizer Rubber</p> <p>REF. NO: 673 323 04 85</p> <p>MODEL : 709</p>  <p>d=Ø28 h=60</p>	<p>437 787 0725 Stabilizer Rubber</p> <p>REF. NO: 673 323 03 85</p> <p>MODEL : 809 814 817 914</p>  <p>d=Ø28 h=60</p>
<p>435 787 9625 Stabilizer Rubber</p> <p>REF. NO: 675 323 14 85</p> <p>MODEL : 1117 L 1114 LS</p>  <p>d=Ø35 h=60</p>	<p>435 784 0529 Stabilizer Rubber</p> <p>REF. NO: 675 326 05 81</p> <p>MODEL : 1114</p>  <p>d=Ø46 h=56</p>
<p>437 787 0425 Stabilizer Rubber</p> <p>REF. NO: 673 323 06 85</p> <p>MODEL : 709 711 809 811 814 817 914 917</p>  <p>d=Ø35 h=60</p>	<p>435 787 9325 Stabilizer Rubber</p> <p>REF. NO: 675 323 17 85</p> <p>MODEL : 1114 1117 1314 1317</p>  <p>d=Ø35 h=57</p>
<p>435 787 0325 Stabilizer Rubber</p> <p>REF. NO: 675 323 07 85</p> <p>MODEL : 1114 1514 1117 2020 1120 1124 1314 1317 1320 1324</p>  <p>d=Ø34 h=60</p>	<p>106 787 0025 Stabilizer Rubber</p> <p>REF. NO: 904 323 00 85</p> <p>MODEL : 208 311 210 312 212 313 213 316 214 408 216 411 308 412 310</p>  <p>d=Ø24 h=31</p>









Chassis, Axle, Spring and Steering Groups

<p>106 784 9029 Stabilizer Rubber</p> <p>REF. NO: 904 326 10 81</p> <p>MODEL : 414 408 CDI 411 CDI 413 CDI 416 CDI</p>  <p>36x46x50</p>	<p>499 784 0029 Stabilizer Rubber</p> <p>REF. NO: 611 326 00 81</p> <p>MODEL : 407 408 409 410</p>  <p>d=Ø25 h=30</p>
<p>409 784 0628 Stabilizer Rubber</p> <p>REF. NO: 601 326 04 82</p> <p>MODEL : 207 208 209 210 307 308 309 310</p>  <p>d=Ø24 h=38</p>	<p>109 784 0029 Stabilizer Rubber</p> <p>REF. NO: 901 326 00 81</p> <p>MODEL : 208 310 210 311 211 312 212 313 213 314 214 316 216 308</p>  <p>d=Ø23 h=39</p>
<p>701 784 0829 Stabilizer Rubber</p> <p>REF. NO: 309 326 02 81</p> <p>MODEL : 0 309 608 D</p>  <p>D=Ø45 d=Ø34 h=85</p>	<p>435 787 9825 Stabilizer Rubber</p> <p>REF. NO: 675 323 12 85</p> <p>MODEL : 1314 1320 1324</p>  <p>d=Ø35 h=60</p>
<p>408 784 0628 Stabilizer Rubber</p> <p>REF. NO: 602 326 04 82</p> <p>MODEL : 207 208 209 210 410</p>  <p>d=Ø30 h=49</p>	<p>408 784 0828 Stabilizer Rubber</p> <p>REF. NO: 602 326 02 82</p> <p>MODEL : 207 208 209 210 307 308 309 310</p>  <p>d=Ø32 h=49</p>









Chassis, Axle, Spring and Steering Groups

<p>408 784 0228 Stabilizer Rubber</p> <p>REF. NO: MODEL :</p> <p>602 326 08 82 207 208 209 210</p>  <p>d=Ø32 h=49</p>	<p>442 784 0929 Stabilizer Rubber</p> <p>REF. NO: MODEL :</p> <p>668 326 01 81 709 809 811 814 Varios Series</p>  <p>d=Ø41 h=80</p>
<p>443 784 0929 Stabilizer Rubber</p> <p>REF. NO: MODEL :</p> <p>667 326 01 81 507 508</p>  <p>D=Ø58 d=Ø46 h=79</p>	<p>701 787 0725 Stabilizer Rubber</p> <p>REF. NO: MODEL :</p> <p>309 323 03 85 608 D 613 D</p>  <p>d=Ø30 h=50</p>
<p>443 787 0525 Stabilizer Rubber</p> <p>REF. NO: MODEL :</p> <p>667 323 05 85 507 508 510 809</p>  <p>d=Ø34 h=50</p>	<p>435 787 0625 Stabilizer Rubber</p> <p>REF. NO: MODEL :</p> <p>675 323 04 85 1117 L 1117 LS 1120 1120 S</p>  <p>Ø35</p>
<p>443 784 0029 Stabilizer Rubber</p> <p>REF. NO: MODEL :</p> <p>667 326 00 81 507 D 508 DK 609 D</p>  <p>38x68.5x80.5</p>	<p>109 787 0925 Stabilizer Rubber</p> <p>REF. NO: MODEL :</p> <p>901 323 01 85 314 308 CDI 311 CDI 313 CDI 316 CDI</p>  <p>22x30 30.5x42</p>









Chassis, Axle, Spring and Steering Groups

<p>437 784 0829 Stabilizer Rubber</p> <p>REF. NO: MODEL :</p> <p>673 326 02 81 709 K</p> <p>673 326 05 81 809 K</p> <p> 814 K</p> <p> 814 S</p>  <p>36x58x62</p>	<p>435 784 0429 Stabilizer Rubber</p> <p>REF. NO: MODEL :</p> <p>675 326 06 81 1117 L</p> <p> 1120 L</p> <p> 1121 L</p> <p> 1320 L</p> <p> 1320 LS</p>  <p>45x60</p>
<p>435 784 0629 Stabilizer Rubber</p> <p>REF. NO: MODEL :</p> <p>675 326 04 81 1120 S</p> <p> 1320 S</p> <p> 1117 S</p> <p> 1317 S</p>  <p>40x67x60</p>	<p>106 784 0129 Stabilizer Rubber</p> <p>REF. NO: MODEL :</p> <p>904 326 09 81 524</p> <p> 509 CD</p> <p> 511 CD</p> <p> 515 CDI</p> <p> 518 CDI</p>  <p>36x46 50x54</p>
<p>106 784 0229 Stabilizer Rubber</p> <p>REF. NO: MODEL :</p> <p>904 326 08 81 414</p> <p> 408 CDI</p> <p> 411 CDI</p> <p> 413 CDI</p> <p> 416 CDI</p>  <p>27x46 50x54</p>	<p>435 784 0329 Stabilizer Rubber</p> <p>REF. NO: MODEL :</p> <p>675 326 07 81 0 1120 L</p> <p> 0 1117 L</p> <p> 0 1120 L</p>  <p>50x66 71x59.5</p>
<p>436 784 0029 Stabilizer Rubber</p> <p>REF. NO: MODEL :</p> <p>674 326 00 81 814 L</p> <p> 817 L</p> <p> 817 LS</p>  <p>40x66x60</p>	<p>130 787 9525 Stabilizer Rubber</p> <p>REF. NO: MODEL :</p> <p>970 323 15 85 1214</p> <p> 1217</p> <p> 1317</p> <p> 1517</p>  <p>33x62x47</p>

Chassis, Axle, Spring and Steering Groups

<p>435 787 9525 Stabilizer Rubber</p> <p>REF. NO: 675 323 15 85</p> <p>MODEL :</p>  <p>42x89x59</p>	<p>434 784 0529 Stabilizer Rubber</p> <p>REF. NO: 676 326 05 81</p> <p>MODEL :</p>  <p>63x84x60</p>
<p>437 787 0525 Stabilizer Rubber</p> <p>REF. NO: 673 323 05 85</p> <p>MODEL :</p>  <p>35x68</p>	<p>435 787 9125 Stabilizer Rubber</p> <p>REF. NO: 675 323 19 85</p> <p>MODEL : 914 1114 1117 1317 1320 1314</p>  <p>38x60</p>
<p>435 787 9725 Stabilizer Rubber</p> <p>REF. NO: 675 323 13 85</p> <p>MODEL : 1120 1124</p>  <p>42x71x60</p>	<p>435 787 9425 Stabilizer Rubber</p> <p>REF. NO: 675 323 16 85</p> <p>MODEL : 917 1114 1124 1120 1124</p>  <p>42x60x56</p>
<p>434 784 0629 Stabilizer Rubber</p> <p>REF. NO: 676 326 04 81</p> <p>MODEL : 1524 1520 1514 1517 2020 2024</p>  <p>56x83x60</p>	<p>435 784 0129 Stabilizer Rubber</p> <p>REF. NO: 675 326 09 81</p> <p>MODEL : 914 917 1113 1114 1117 1120 1314 1317 1320 1324</p>  <p>40x60x56</p>










Chassis, Axle, Spring and Steering Groups

<p>436 782 0729 Stabilizer Rubber</p> <p>REF. NO: 674 328 03 81</p> <p>MODEL : 1317 1320 1324 2020</p>  <p>46x60x56</p>	<p>436 782 0829 Stabilizer Rubber</p> <p>REF. NO: 674 328 02 81</p> <p>MODEL : 1114 1117 1120 1317 1320 2020</p>  <p>44x60x56</p>
<p>130 787 9325 Stabilizer Rubber</p> <p>REF. NO: 970 323 17 85</p> <p>MODEL : Euro 3 Euro 4 1517 1718 2423</p>  <p>36x60x47</p>	<p>130 787 9825 Stabilizer Rubber</p> <p>REF. NO: 970 323 12 85</p> <p>MODEL : 815 F 816 F</p>  <p>25x62x47</p>
<p>443 787 0425 Stabilizer Rubber</p> <p>REF. NO: 667 323 06 85</p> <p>MODEL : Vario</p>  <p>d=Ø37 h=50</p>	<p>443 784 0429 Stabilizer Rubber</p> <p>REF. NO: 667 326 06 81</p> <p>MODEL : 709 809 811 814 Vario Series</p>  <p>D=Ø68 d=Ø46 h=80</p>
<p>443 787 0625 Stabilizer Rubber</p> <p>REF. NO: 667 323 04 85</p> <p>MODEL : 609 709</p>  <p>d=Ø29 h=50</p>	<p>435 787 9225 Stabilizer Rubber</p> <p>REF. NO: 675 323 18 85</p> <p>MODEL : 824 1317 1314 1324</p>  <p>D=Ø64 d=Ø38 h=60</p>

Chassis, Axle, Spring and Steering Groups

<p>441 784 0029 Stabilizer Rubber</p> <p>REF. NO: 669 326 00 81</p> <p>MODEL : 507 508 510 809</p>  <p>D=Ø68 d=Ø50 h=84</p>	<p>437 784 0429 Stabilizer Rubber</p> <p>REF. NO: 673 326 06 81</p> <p>MODEL : 814 817 914 917</p>  <p>D=Ø58 d=Ø39 h=47</p>
<p>437 784 0329 Stabilizer Rubber</p> <p>REF. NO: 673 326 07 81</p> <p>MODEL : 0 301 0 402 814 F</p>  <p>D=Ø54 d=Ø44 h=47</p>	<p>160 219 0087 Rubber Buffer</p> <p>REF. NO: 940 891 00 23</p> <p>MODEL : 1933 2533</p>  <p>D=Ø61 d=Ø9 h=32</p>
<p>000 787 8225 Rubber Bushing</p> <p>REF. NO: 000 323 28 85</p> <p>MODEL : 1720 1920</p>  <p>D=Ø40 d=Ø20 h=39</p>	<p>701 784 0629 Stabilizer Bearing</p> <p>REF. NO: 309 326 04 81</p> <p>MODEL : 608 D 708 E</p>  <p>D₁=Ø47 D₂=Ø59 d=Ø37 h=84</p>
<p>701 784 0929 Stabilizer Bearing</p> <p>REF. NO: 309 326 01 81</p> <p>MODEL : 0 309 B 0 309 D</p> 	<p>443 787 0725 Stabilizer Bearing</p> <p>REF. NO: 667 323 03 85</p> <p>MODEL : 507 D 508 D 510</p>  <p>D=Ø50 d=Ø26 h=51</p>

Chassis, Axle, Spring and Steering Groups

<p>443 787 0825 Stabilizer Bearing</p> <p>REF. NO: 667 323 02 85</p> <p>MODEL : 507 D 510</p>  <p>D=Ø50 d=Ø30 h=51</p>	<p>701 787 0825 Stabilizer Bearing</p> <p>REF. NO: 309 323 02 85</p> <p>MODEL : 406 407</p>  <p>D=Ø46 d=Ø25 h=50</p>	
<p>788 825 0028 Rubber Bushing</p> <p>REF. NO: 322 285 00 82</p> <p>MODEL : LA 1113</p> 	<p>793 784 0030 Rubber Mounting</p> <p>REF. NO: 317 326 00 70</p> <p>MODEL :</p> 	
<p>701 780 0933 Spring Mounting</p> <p>REF. NO: 309 320 01 77</p> <p>MODEL : Vario</p> 	<p>780 787 0066 Rubber Buffer</p> <p>REF. NO: 320 323 00 44</p> <p>MODEL :</p>  <p>D=Ø74 h=28</p>	
<p>000 129 3879 Bearing</p> <p>REF. NO: 000 981 72 31</p> <p>MODEL :</p>  <p>D=Ø35 d=Ø20 h=16</p>	<p>000 129 4979 Bearing</p> <p>REF. NO: 000 981 61 31</p> <p>MODEL :</p>  <p>D=Ø55 d=Ø30 h=20</p>	<p>000 129 3679 Bearing</p> <p>REF. NO: 000 981 74 31</p> <p>MODEL :</p>  <p>D=Ø55 d=Ø30 h=32</p>

Chassis, Axle, Spring and Steering Groups

000 780 0466 Stabilizer Bush

REF. NO: MODEL :
000 320 06 44



000 780 9066 Stabilizer Bush

REF. NO: MODEL :
000 320 10 44



774 506 0098 Radiator Mounting

REF. NO: MODEL :
336 504 00 12



000 780 0366 Stabilizer Bush

REF. NO: MODEL :
000 320 07 44




701 780 0833 Spring Mounting

REF. NO: MODEL :
309 320 02 77



109 784 0929 Stabilizer Rubber

REF. NO: MODEL :
901 326 01 81



104 784 0329 Stabilizer Rubber

REF. NO: MODEL :
906 326 07 81 Sprinter



104 787 9425 Stabilizer Rubber

REF. NO: MODEL :
906 323 16 85 Sprinter




d=Ø23

Chassis, Axle, Spring and Steering Groups

<p>104 784 0629 Stabilizer Rubber</p> <p>REF. NO: 906 326 04 81 MODEL : Sprinter</p>  <p>d=Ø33</p>	<p>443 784 9729 Stabilizer Rubber</p> <p>REF. NO: 667 326 13 81 MODEL : Sprinter</p>  <p>D=Ø74 d=Ø41 h=60</p>
<p>169 784 0750 Bearing</p> <p>REF. NO: 941 326 03 50 MODEL : Actros Series</p>  <p>D=Ø65 d=Ø40 h=45</p>	<p>723 784 0829 Stabilizer Mounting</p> <p>REF. NO: 387 326 02 81 MODEL : MK 1222 NG 1935 SK 1729</p>  <p>D=Ø86 d=Ø46 h=63</p>
<p>723 784 0929 Stabilizer Mounting</p> <p>REF. NO: 387 326 01 81 MODEL : NG 2226 S NG 3028 K NG 1626 NG 3250 NG 3535 SK 3235 K SK 3535</p>  <p>D=Ø86 d=Ø51 h=63</p>	<p>723 787 0825 Stabilizer Mounting</p> <p>REF. NO: 387 323 02 85 MODEL : MK 1222 MK 1424 MK 1722 MK 2531 NG 1635 NG 1936 NG 2233 SK 2024 SK 3235 SK 3535</p>  <p>D=Ø70 d=Ø37 h=62</p>
<p>723 787 0725 Stabilizer Plastic</p> <p>REF. NO: 387 323 03 85 MODEL : 1214 A 1222 A 1417 CA 2222 2225 2822 2825 SK 2544</p> 	<p>717 784 0829 Stabilizer Mounting</p> <p>REF. NO: 393 326 02 81 MODEL : NG 1017 NG 1414 NG 1625 NG 2024 NG 2028 SK 1729 SK 1838 SK 2429 SK 2428 SK 2544</p>  <p>D=Ø86 d=Ø65 h=90</p>









Chassis, Axle, Spring and Steering Groups

<p>717 784 0729 Stabilizer Mounting</p> <p>REF. NO: 393 326 03 81</p> <p>MODEL : NG 2226 NG 2232</p>  <p>D=Ø86 d=Ø60 h=90</p>	<p>721 784 0029 Stabilizer Mounting</p> <p>REF. NO: 389 326 00 81</p> <p>MODEL : NG 1926 NG 1928 NG 1933 NG 1935 NG 1936 NG 1938 NG 1944 SK 1929</p>  <p>D=Ø86 d=Ø70 h=90</p>
<p>480 787 0850 Stabilizer Bushing</p> <p>REF. NO: 620 323 02 50</p> <p>MODEL : MK 1222 MK 2527 NG 1635 NG 2628 NG 3333 NG 3528 SK 1729 SK 2024 SK 2538 SK 3534</p>  <p>D=Ø35 d=Ø25 h=25</p>	<p>480 787 0050 Bearing</p> <p>REF. NO: 620 323 00 50</p> <p>MODEL :</p>  <p>D=Ø35 d=Ø25 h=30</p>
<p>000 787 0150 Bearing</p> <p>REF. NO: 000 323 09 50</p> <p>MODEL : MK 2420 MK 2524 NG 1626 NG 1719 NG 1932 NG 2026 NG 2226 SK 2429 SK 2448 SK 2538</p>  <p>D=Ø35 d=Ø25 h=28</p>	<p>000 787 8950 Stabilizer Bushing</p> <p>REF. NO: 000 323 21 50</p> <p>MODEL : MK 1222 MK 2527 NG 1635 NG 2628 NG 3333 NG 3528 SK 1729 SK 2024 SK 2538 SK 3534</p>  <p>D=Ø44 d=Ø32 h=25</p>
<p>480 787 0750 Stabilizer Bushing</p> <p>REF. NO: 620 323 03 50</p> <p>MODEL : MK 1733 L NG 3028 K SK 3235 K MK 1834 MK 2426 BG 1628 NG 2028 SK 1729 SK 2538 SK 3535</p>  <p>D=Ø56 d=Ø44 h=25</p>	<p>480 787 0950 Stabilizer Bushing</p> <p>REF. NO: 620 323 01 50</p> <p>MODEL : MK 1733 L NG 3028 K SK 3235 K MK 1834 MK 2426 BG 1628 NG 2028 SK 1729 SK 2538 SK 3535</p>  <p>D=Ø70 d=Ø58,5 h=19</p>

Chassis, Axle, Spring and Steering Groups

<p>723 784 0050 Plastic Bush</p> <p>REF. NO: 387 326 00 50</p> <p>MODEL :</p>  <p>D=Ø44 d=Ø37 h=37</p>	<p>000 784 0450 Plastic Bush</p> <p>REF. NO: 000 326 06 50</p> <p>MODEL :</p>  <p>D=Ø52 d=Ø40 h=25</p>
<p>000 784 0850 Stabilizer Bearing</p> <p>REF. NO: 000 326 02 50</p> <p>MODEL :</p>  <p>D=Ø44 d=Ø32 h=35</p>	<p>747 219 0493 Stabilizer Bearing</p> <p>REF. NO: 363 891 06 17</p> <p>MODEL :</p>  <p>D=Ø34 d=Ø25 h=43</p>
<p>720 787 0840 Seal Ring</p> <p>REF. NO: 380 323 02 60</p> <p>MODEL :</p> 	<p>720 787 0940 Seal Ring</p> <p>REF. NO: 380 323 01 60</p> <p>MODEL :</p> 
<p>794 787 0925 Stabilizer Plastic</p> <p>REF. NO: 316 323 01 85</p> <p>MODEL :</p> 	<p>792 789 0025 Stabilizer Plastic</p> <p>REF. NO: 318 321 00 85</p> <p>MODEL : LP 608 LP 709 LP 808 LP 909 LP 813 LP 913 LP 1013</p>  <p>d=Ø26 h=55</p>

Chassis, Axle, Spring and Steering Groups

<p>796 784 0029 Stabilizer Plastic</p> <p>REF. NO: 314 326 00 81</p> <p>MODEL : LP 608 LP 709</p>  <p>D=Ø30 h=Ø40 L=45</p>	<p>796 784 0729 Stabilizer Plastic</p> <p>REF. NO: 314 326 03 81</p> <p>MODEL : LP 608 LP 709</p>  <p>D=Ø30 h=Ø40 L=50</p>
<p>794 784 0029 Stabilizer Plastic</p> <p>REF. NO: 316 326 00 81</p> <p>MODEL :</p>  <p>D=Ø35 h=Ø40 L=52</p>	<p>792 784 0029 Stabilizer Plastic</p> <p>REF. NO: 318 326 00 81</p> <p>MODEL : LP 608 LP 709</p>  <p>D=Ø38 h=Ø40 L=52</p>
<p>163 785 0050 Bushing (Plastic)</p> <p>REF. NO: 947 325 00 50</p> <p>MODEL :</p>  <p>D=Ø174 d=Ø137 h=10</p>	<p>169 787 0350 Plastic Bearing</p> <p>REF. NO: 941 323 03 50</p> <p>MODEL : Actros</p>  <p>D=Ø52 d=Ø40 h=24</p>
<p>705 786 0702 Pur Mounting</p> <p>REF. NO: 305 324 03 08</p> <p>MODEL :</p>  <p>D=Ø100 d=Ø14 h=115</p>	<p>705 786 0902 Pur Mounting</p> <p>REF. NO: 305 324 01 08</p> <p>MODEL :</p>  <p>D=Ø118 d=Ø16 h=95</p>

Chassis, Axle, Spring and Steering Groups

754 789 0004 Pur Mounting

REF. NO: MODEL :
356 321 00 06



D=Ø120 d=Ø24 h=115

Chassis, Axle, Spring and Steering Groups

000 770 8499

Ball Joint (Kit)

REF. NO:

000 330 26 11

000 330 25 11

MODEL :

O 403



D=Ø56 d=Ø15 Ax=90

000 770 9699

Ball Joint (Kit)

REF. NO:

000 330 14 11

MODEL :

Actros

Axor



D=Ø67 d=Ø17 Ax=100

000 750 9005

Ball Joint (Kit)

REF. NO:

000 350 10 05

MODEL :

O 403



D=Ø67 d=Ø15 Ax=115

666 777 0983

Ball Joint (Kit)

REF. NO:

444 333 01 27



D=Ø67 d=Ø17 Ax=115

000 770 8999

Ball Joint (Kit)

REF. NO:

000 330 21 11

MODEL :

O 530

Euro 3



D=Ø67 d=Ø17 Ax=115

000 770 0599

Ball Joint (Kit)

REF. NO:

000 330 05 11

MODEL :

O 405

Citaro



D=Ø67 d=Ø19 Ax=130

000 770 0599

Ball Joint (Kit)

REF. NO:

000 330 05 11

000 330 22 11

MODEL :

O 405

Citaro



D=Ø67 d=Ø19 Ax=130

000 750 6305

Ball Joint (Kit)

REF. NO:

000 350 47 05

MODEL :

Actros

Axor



D=Ø67 d=Ø23 Ax=130

Chassis, Axle, Spring and Steering Groups

<p>000 750 8005 Ball Joint (Kit)</p> <p>REF. NO: 000 350 20 05</p> <p>MODEL :</p>  <p>D=067 d=023 Ax=130</p>	<p>797 777 0906 Ball Joint (Kit)</p> <p>REF. NO: 313 333 01 04 000 330 02 10</p> <p>MODEL :</p>  <p>D=075 d=015 Ax=115</p>
<p>000 770 0303 Ball Joint (Kit)</p> <p>REF. NO: 000 330 07 07</p> <p>MODEL : 1735 2631 1748 2635 1831 1838 1929 2426 2429 2433 2435 2629</p>  <p>D=075 d=017 Ax=115</p>	<p>481 770 0003 Ball Joint (Kit)</p> <p>REF. NO: 629 330 00 07</p> <p>MODEL : 416 417 HDH</p>  <p>D=075 d=019 Ax=115</p>
<p>000 770 0690 Ball Joint (Kit)</p> <p>REF. NO: 000 330 04 10 000 350 12 05</p> <p>MODEL :</p>  <p>D=075 d=019 Ax=126</p>	<p>000 750 9705 Ball Joint (Kit)</p> <p>REF. NO: 000 350 13 05 O 403</p>  <p>D=075 d=017 Ax=130</p>
<p>000 770 0803 Ball Joint (Kit)</p> <p>REF. NO: 000 330 02 07</p> <p>MODEL : O 405</p>  <p>D=075 d=019 Ax=130</p>	<p>000 770 8099 Ball Joint (Kit)</p> <p>REF. NO: 000 330 20 11</p> <p>MODEL :</p>  <p>D=075 d=019 Ax=130</p>

Chassis, Axle, Spring and Steering Groups

<p>000 750 0104 Ball Joint (Kit)</p> <p>REF. NO: 000 350 09 06</p> <p>MODEL :</p>  <p>D=085 d=019 Ax=130</p>	<p>Ball Joint (Kit)</p> <p>REF. NO:</p> <p>MODEL : Travego</p>  <p>D=075 d=021 Ax=130</p>
<p>000 750 8505 Ball Joint (Kit)</p> <p>REF. NO: 000 350 25 05 000 350 34 05</p> <p>MODEL :</p>  <p>D=075 d=025 Ax=130</p>	<p>000 750 8805 Ball Joint (Kit)</p> <p>REF. NO: 000 350 22 05</p> <p>MODEL : 3228</p>  <p>D=075 d=025 Ax=130</p>
<p>481 770 0603 Ball Joint (Kit)</p> <p>REF. NO: 629 330 04 07</p> <p>416 417 HDH</p>  <p>D=075 d=025 Ax=130</p>	<p>000 750 6505 Ball Joint (Kit)</p> <p>REF. NO: 000 350 45 05</p> <p>Axor Actros</p>  <p>D=075 d=025 Ax=130</p>
<p>000 750 8405 Ball Joint (Kit)</p> <p>REF. NO: 000 350 26 05</p> <p>MODEL :</p>  <p>D=075 d=021 Ax=152</p>	<p>000 750 8905 Ball Joint (Kit)</p> <p>REF. NO: 000 350 21 05</p> <p>MODEL : 1328 1517 1823 2532 2628 Ateco</p>  <p>D=075 d=025 Ax=152</p>

Chassis, Axle, Spring and Steering Groups

000 750 6405

Ball Joint (Kit)

REF. NO:
000 350 46 05
MODEL :



D=Ø75 d=Ø25 Ax=152

000 750 0897

Ball Joint (Kit)

REF. NO: MODEL :
000 350 02 13 LP 608
000 586 14 33 MK 1722
MD - TF NG 1017
709
809
1726
1834
1628
2035



D=Ø80 d=Ø21 Ax=152

000 770 0035

Ball Joint (Kit)

REF. NO: MODEL :
000 330 00 75 O 301
O 305
O 307
O 402
O 405
O 407



D=Ø85 d=Ø16 Ax=130

000 750 9597

Ball Joint (Kit)

REF. NO: MODEL :
000 350 15 13 NG 232
SG 220
SG 242
SL 200
SR 240
SR 280
SG 240
SL 202



D=Ø85 d=Ø19 Ax=130

000 750 0504

Ball Joint (Kit)

REF. NO: MODEL :
000 350 05 06 O 405
Citaro
Travego



D=Ø85 d=Ø19 Ax=130

000 770 0499

Ball Joint (Kit)

REF. NO: MODEL :
000 330 06 11 O 405



D=Ø85 d=Ø19 Ax=130

000 750 7305

Ball Joint (Kit)

REF. NO: MODEL :
000 350 37 05 4041
000 330 42 05 4140



D=Ø85 d=Ø23 Ax=130

735 750 0405S2 Ball Joint (Kit)

REF. NO: MODEL :
375 350 06 05 S2



D=Ø85 d=Ø23 Ax=130

Chassis, Axle, Spring and Steering Groups

<p>000 750 8205 Ball Joint (Kit)</p> <p>REF. NO: 000 350 28 05</p> <p>MODEL :</p>  <p>D=Ø85 d=Ø25 Ax=130</p>	<p>000 750 7705 Ball Joint (Kit)</p> <p>REF. NO: 000 350 33 05</p> <p>MODEL : 22.230</p>  <p>D=Ø85 d=Ø23 Ax=130</p>
<p>000 750 8305 Ball Joint (Kit)</p> <p>REF. NO: 000 350 27 05</p> <p>MODEL : 3331 3335</p>  <p>D=Ø85 d=Ø21 Ax=152</p>	<p>000 524 9975 Ball Joint (Kit)</p> <p>REF. NO: 000 586 11 35 000 350 06 13</p> <p>MODEL : NG 2222 NG 2616 NG 2626 NG 3336 NG 3535 SK 2629</p>  <p>D=Ø85 d=Ø21 Ax=152</p>
<p>000 750 7905 Ball Joint (Kit)</p> <p>REF. NO: 000 350 31 05</p> <p>MODEL : 2628 2633</p>  <p>D=Ø85 d=Ø25 Ax=152</p>	<p>000 750 8705 Ball Joint (Kit)</p> <p>REF. NO: 000 350 23 05 000 350 40 05</p> <p>MODEL : 3228</p>  <p>D=Ø85 d=Ø25 Ax=152</p>
<p>000 750 6605 Ball Joint (Kit)</p> <p>REF. NO: 000 350 44 05</p> <p>MODEL : 2628 2633</p>  <p>D=Ø85 d=Ø25 Ax=152</p>	<p>000 750 9205 Ball Joint (Kit)</p> <p>REF. NO: 000 350 18 05</p> <p>MODEL :</p>  <p>D=Ø85 d=Ø21&26 Ax=152</p>

Chassis, Axle, Spring and Steering Groups

<p>SEM NO. 1105 Ball Joint (Kit)</p> <p>REF. NO: MODEL : Travego</p>  <p>D=Ø85 d=Ø19 Ax=130</p>	<p>SEM NO. 7860 Ball Joint</p> <p>REF. NO: MODEL : 942 326 00 50 1838 1844</p>  <p>D=Ø88 d=Ø20.5 Ax=130</p>
<p>SEM NO. 7550 Ball Joint (Kit)</p> <p>REF. NO: MODEL : 000 350 04 13 1735 2631 000 586 12 35 1748 2635 1831 1838 1929 2426 2429 2433 2435 2629</p>  <p>D=Ø95 d=Ø21 Ax=152</p>	<p>SEM NO. 7878 Ball Joint (Kit)</p> <p>REF. NO: MODEL : 000 350 24 05 000 350 35 05</p>  <p>D=Ø100 d=Ø25 Ax=152</p>
<p>SEM NO. 9090 Ball Joint Kit</p> <p>REF. NO: MODEL : 000 350 49 05</p>  <p>D=Ø100 d=Ø25 Ax=152</p>	<p>SEM NO. 7651 Ball Joint (Kit)</p> <p>REF. NO: MODEL : 000 350 01 13 NG 3250 NG 3850 SK 3236 SK 4050</p>  <p>D=Ø107.5 d=Ø21 Ax=152</p>
<p>SEM NO. 10204 Ball Joint (Kit)</p> <p>REF. NO: 375 350 06 05 S1</p>  <p>D=Ø107.5 d=Ø25 Ax=152</p>	<p>SEM NO. 10079 Ball Joint (Kit)</p> <p>REF. NO: 000 350 29 05</p>  <p>D=Ø108 d=Ø25 Ax=152</p>



to fit **Mercedes**
Clutch Systems



009 815 8104
Clutch Master Cylinder

Model	Oem Ref No	Repair Kit
MERCEDES	000 295 5006 000 295 6006 000 295 6606 000 295 7706 001 295 1506 001 295 8706 308 295 7006 NEOPLAN-11009880	000 586 5229



A009 815 9004
Clutch Master Cylinder

Model	Oem Ref No	Repair Kit
MERCEDES	A001 295 1006 A001 295 3106 A001 295 6806	A000 290 0312 A000 290 0967



009 815 9904
Clutch Master Cylinder

Model	Oem Ref No	Repair Kit
MERCEDES	001 295 1106 001 295 1706 001 295 7606 001 295 7906 001 295 8606	000 290 3312



009 815 5804
Clutch Master Cylinder

Model	Oem Ref No	Repair Kit
MERCEDES	001 295 5206 001 295 9606	000 290 2312 000 290 0412

A008 810 7898
Clutch Master Cylinder



Model	Oem Ref No	Repair Kit
MERCEDES	A002 290 3212	

A009 815 1904
Clutch Master Cylinder



Model	Oem Ref No	Repair Kit
MERCEDES	A001 295 9106	

A009 815 1504
Clutch Master Cylinder



Model	Oem Ref No	Repair Kit
MERCEDES	A001 295 9506	

A000 815 9004
Clutch Master Cylinder



Model	Oem Ref No	Repair Kit
MERCEDES	A000 295 1006	



A008 815 8903
Clutch Master Cylinder

Model	Oem Ref No	Repair Kit
MERCEDES	A002 295 2107 A002 295 0607	000 290 1811



008 670 4009
Clutch Master Cylinder

Model	Oem Ref No	Repair Kit
MERCEDES	002 430 6001 002 430 6401	000 430 2183 000 586 6643



130 059 9750
Clutch Servo

Model	Oem Ref No	
MERCEDES	970 051 1350 970 051 1560	Stroke (mm) : 85 Power Output F (N) : 4000 N Diameter (Ø) : 80,5 Operating Pressure (Bar) : 10



130 059 9730
Clutch Servo

Model	Oem Ref No	
MERCEDES	970 051 1370	Stroke (mm) : 85 Power Output F (N) : 4000 N Diameter (Ø) : 80,5 Operating Pressure (Bar) : 10

130 059 9470

Clutch Servo



Model	Oem Ref No		
MERCEDES	970 051 1630	Stroke (mm) : 85 Power Output F (N) : 6000 N Diameter (Ø) : 108 Operating Pressure (Bar) : 10	

130 059 9530

Clutch Servo



Model	Oem Ref No		
MERCEDES	970 051 1570	Stroke (mm) : 85 Power Output F (N) : 6000 N Diameter (Ø) : 108 Operating Pressure (Bar) : 10	

130 059 9820


Clutch Servo



Model	Oem Ref No		
MERCEDES	970 051 1280	Stroke (mm) : 58,5 Power Output F (N) : 6000 N Diameter (Ø) : 108 Operating Pressure (Bar) : 10	

130 059 9730


Clutch Servo



Model	Oem Ref No		
MERCEDES	970 051 2070	Stroke (mm) : 22 Power Output F (N) : 6000 N Diameter (Ø) : 108 Operating Pressure (Bar) : 10	

130 059 9460


Clutch Servo



Model	Oem Ref No		
MERCEDES	970 051 1640 970 051 1740	Stroke (mm) : 85 Power Output F (N) : 6000 N Diameter (Ø) : 108 Operating Pressure (Bar) : 10	

130 059 9790

Clutch Servo



Model	Oem Ref No		
MERCEDES	970 051 1310	Stroke (mm) : 72 Power Output F (N) : 700 N Diameter (Ø) : 90 Operating Pressure (Bar) : 10	

130 059 6740

Clutch Servo



Model	Oem Ref No		
MERCEDES	970 051 4360 970 051 4270	Stroke (mm) : 85 Power Output F (N) : 6200 N Diameter (Ø) : 100 Operating Pressure (Bar) : 10	

130 059 6690

Clutch Servo



Model	Oem Ref No		
MERCEDES AXOR	970 051 4410	Stroke (mm) : 85 Power Output F (N) : 6000 N Diameter (Ø) : 100 Operating Pressure (Bar) : 10	

130 059 6790

Clutch Servo



Model	Oem Ref No		
MERCEDES AXOR	970 051 4310	Stroke (mm) : 85 Power Output F (N) : 6200 N Diameter (Ø) : 100 Operating Pressure (Bar) : 10	

130 059 6560

Clutch Servo



Model	Oem Ref No		
MERCEDES	970 051 4540	Stroke (mm) : 85 Power Output F (N) : 6200 N Diameter (Ø) : 100 Operating Pressure (Bar) : 10	

130 059 6650

Clutch Servo



Model	Oem Ref No		
MERCEDES	970 051 4450	Stroke (mm) : 86,5 Power Output F (N) : 6200 N Diameter (Ø) : 100 Operating Pressure (Bar) : 10	

130 059 6670

Clutch Servo



Model	Oem Ref No		
MERCEDES	970 051 4430	Stroke (mm) : 69 Power Output F (N) : 6200 N Diameter (Ø) : 100 Operating Pressure (Bar) : 10	

130 059 9590

Clutch Servo



Model	Oem Ref No		
MERCEDES G4 11,13,14,15,17 18,20,25	970 051 1510	Stroke (mm) : 65 Power Output F (N) : 4000 N Diameter (Ø) : 85 Operating Pressure (Bar) : 10	

130 059 9100

Clutch Servo



Model	Oem Ref No		
MERCEDES	970 051 1900	Stroke (mm) : 60 Power Output F (N) : 4000 N Diameter (Ø) : 85 Operating Pressure (Bar) : 10	

130 059 9480

Clutch Servo



Model	Oem Ref No		
MERCEDES	970 051 1620	Stroke (mm) : 65 Power Output F (N) : 6000 N Diameter (Ø) : 85 Operating Pressure (Bar) : 10	

130 059 9520

Clutch Servo



Model	Oem Ref No		
MERCEDES 2527,2531, 2631,2634	970 051 1580	Stroke (mm) : 75 Power Output F (N) : 6000 N Diameter (Ø) : 100 Operating Pressure (Bar) : 10	

130 059 9510


Clutch Servo



Model	Oem Ref No		
MERCEDES 2542,2631,1824 1827,1831,1834 1929,2429,2524 2527,2531,2534 2542,2631,2634	970 051 1590	Stroke (mm) : 75 Power Output F (N) : 4000 N Diameter (Ø) : 85 Operating Pressure (Bar) : 10	

789 085 009


Clutch Servo



Model	Oem Ref No		
MERCEDES AXOR	321 025 001 A000 295 4018	Length (mm) : 259 Operating Pressure (Pneumatic) : 10 Bar Operating Pressure (Hydraulic) : 140 Bar	

789 091 009


Clutch Servo



Model	Oem Ref No		
MERCEDES 12,13,14,15,16,17 19,23,24	321 019 001	Length (mm) : 235 Operating Pressure (Pneumatic) : 10 Bar Operating Pressure (Hydraulic) : 140 Bar	

789 080 009

Clutch Servo



Model	Oem Ref No		
MERCEDES	321 020 001 A000 290 3612	Length (mm) : 231 Operating Pressure (Pneumatic) : 10 Bar Operating Pressure (Hydraulic) : 140 Bar	

789 087 009

Clutch Servo



Model	Oem Ref No		
MERCEDES	321 023 001 A000 295 3418	Length (mm) : 262	
		Operating Pressure (Pneumatic) : 10 Bar	
		Operating Pressure (Hydraulic) : 140 Bar	

789 086 009


Clutch Servo



Model	Oem Ref No		
MERCEDES	321 024 001	Length (mm) : 234	
		Operating Pressure (Pneumatic) : 10 Bar	
		Operating Pressure (Hydraulic) : 140 Bar	

130 059 9820

Clutch Servo



Model	Oem Ref No		
MERCEDES	321 027 001 A000 257 0177	Length (mm) : 262	
		Operating Pressure (Pneumatic) : 10 Bar	
		Operating Pressure (Hydraulic) : 140 Bar	

009 815 3604

Clutch Master Cylinder



Model	Oem Ref No	Repair Kit	
MERCEDES	001 295 7406	000 290 1212	



000 815 2804
Clutch Master Cylinder

Model	Oem Ref No	Repair Kit
MERCEDES	000 295 8206	A000 290 3412



009 815 7004
Clutch Master Cylinder

Model	Oem Ref No	Repair Kit
MERCEDES 403 BUS	001 295 3006	A000 290 3412



000 815 4204
Clutch Master Cylinder

Model	Oem Ref No	Repair Kit
MERCEDES	000 295 6806 001 295 2906 001 295 6006	A000 290 4667



A009 815 5704
Clutch Master Cylinder

Model	Oem Ref No	Repair Kit
MERCEDES	A001 295 5306 A001 295 9706	A000 290 0512 A000 290 2367



to fit **Mercedes**
Compressor



635 970 0995



635 970 0995-1

635 970 0995 / 635 970 0995-1

Compressor

Model	Oem Ref No	Dimensions
MERCEDES OM 402 OM 403 OM 407	475 130 0115 447 130 1815	Ø 90 mm 292 CC Stroke 46 mm



603 970 0495

Compressor

Model	Oem Ref No	Dimensions
MERCEDES OM 407	407 130 0615	Ø 90 mm 292 CC Stroke 46 mm



663 970 0595

Compressor

Model	Oem Ref No	Dimensions
MERCEDES	447 130 0515 447 130 3715 407 130 1515	Ø 90 mm 292 CC Stroke 46 mm



603 970 0995

Compressor

Model	Oem Ref No	Dimensions
MERCEDES MB 407	407 130 0115	Ø 90 mm 292 CC Stroke 46 mm



603 970 0595

Compressor

Model	Oem Ref No	Dimensions
MERCEDES MB 407	407 130 0515	Ø 90 mm 292 CC Stroke 46 mm



635 970 0995

Compressor

Model	Oem Ref No	Dimensions
MERCEDES MB 407	475 130 0115	Ø 90 mm 292 CC Stroke 46 mm



007 979 1309

Compressor

Model	Oem Ref No	Dimensions
MERCEDES 814/817/917 1114/1314/1317 1520/1617 OM 355 OM 362 OM 366 /A/LA	003 131 9701 004 131 0101	Ø 88 mm 225 CC Stroke 37 mm



000 979 3309

Compressor

Model	Oem Ref No	Dimensions
MERCEDES 2521 1520 OM 356	000 131 7701 004 131 9401 004 131 9501	Ø 88 mm 225 CC Stroke 37 mm

**008 979 7409**

Compressor

Model	Oem Ref No		
MERCEDES OM 355 / 360 A	002 131 3601 001 131 5501 001 131 5401	Ø 88 mm 225 CC Stroke 37 mm	

**LK 7278**

Compressor

Model	Oem Ref No	Dimensions	
MERCEDES	LK 3832	Ø 88 mm 225 CC Stroke 37 mm	

**006 979 0709**

Compressor

Model	Oem Ref No	Dimensions	
MERCEDES	004 131 0301 411 131 5901 003 131 5901	Ø 88 mm 225 CC Stroke 37 mm	

**006 979 0909**

Compressor

Model	Oem Ref No	Dimensions	
MERCEDES	004 131 0101 LK1811-194362	Ø 88 mm 225 CC Stroke 37 mm	

**699 957 000 0**

Compressor

Model	Oem Ref No	
MERCEDES AXOR OM 906	411 153 000 0 411 151 000 0	Ø 85 mm 318 CC Stroke 56 mm

**699 956 000 0**

Compressor

Model	Oem Ref No	Dimensions
MERCEDES ATEGO 815	411 154 000 0 411 154 003 0 411 151 003 0 906 130 1215 - 2915 906 130 4215 906 130 1115	Ø 85 mm 352 CC Stroke 56 mm

**653 970 0595**

Compressor

Model	Oem Ref No	Dimensions
MERCEDES 1840 3240	911 153 001 0 457 130 0515	Ø 85 mm 318 CC Stroke 56 mm

**639 970 0595**

Compressor

Model	Oem Ref No	Dimensions
MERCEDES EURO 6 ACTROS 471-472	471 130 0515 471 130 1115 472 130 0215 472 130 0715 472 130 1315	Ø 86 mm 720 CC Stroke 62 mm

**638 970 0095**

Compressor

Model	Oem Ref No	Dimensions
MERCEDES OM 472	472 130 0015 472 130 1515 472 130 0815	Ø 92 mm 360 CC Stroke 56 mm

**007 979 4709**

Compressor

Model	Oem Ref No	Dimensions
MERCEDES OM 362 LA8.09 - 9.14-15.20-1314	003 131 6301 004 131 0501 004 131 1901 004 131 6201	Ø 75 mm 155 CC Stroke 35 mm

**LK 9559**

Compressor

Model	Oem Ref No	Dimensions
MERCEDES OM 362 LA	LK 1551 - II14676	Ø 75 mm 155 CC Stroke 35 mm

**59 56000 3036**

Compressor

Model	Oem Ref No	Dimensions
MERCEDES AXOR	457 130 1515 911 553 001 0 (14x1,5) ----- 911 553 000 0 457 130 0415 884 010 608 0 (M16x1,5)	Ø 85 mm 636 CC Stroke 56 mm



653 970 9395

Compressor

Model	Oem Ref No		
MERCEDES AXOR NATO	412 352 010 0 - 457 130 1715 412 352 011 0 - 457 130 1615 412 352 013 0 - 457 130 2115 412 352 017 0 412 352 026 0 - 457 130 4415 412 352 027 0 - 457 130 4515	Ø 85 mm 352 CC Stroke 62 mm	



653 970 9295

Compressor

Model	Oem Ref No	Dimensions	
MERCEDES AXOR	457 130 1815 911 553 002 0	Ø 85 mm 636 CC Stroke 56 mm	



653 970 8895

Compressor

Model	Oem Ref No	Dimensions	
MERCEDES AXOR	911 553 103 0-457 130 2215 911 553 101 0-457 130 1915 911 553 100 0-457 130 1215 911 553 104 0-457 130 2515 911 553 105 0-457 130 2715	Ø 85 mm 636 CC Stroke 56 mm	



698 474 000 0

Compressor

Model	Oem Ref No	Dimensions	
MERCEDES EVO-BUS CITARO 0530G 0530 L 6x2 ARTICULATED BUS	412 636 000 0 412 636 003 0-906 130 3215	Ø 85 mm 636 CC Stroke 56 mm	

**698 758 009 0**

Compressor

Model	Oem Ref No		
MERCEDES ATEGO AXOR 906	412 352 001 0 - 906 130 1315 412 352 002 0 - 906 130 1415 906 130 3015 412 352 025 0	Ø 85 mm 352 CC Stroke 62 mm	

**653 970 8795**

Compressor

Model	Oem Ref No	Dimensions	
MERCEDES AXOR OM 457	412 352 015 0 - 457 130 2315 412 352 016 0 - 457 130 2615 412 352 014 0 - 457 130 2415	Ø 85 mm 352 CC Stroke 62 mm	

**698 758 004 0**

Compressor

Model	Oem Ref No	Dimensions	
MERCEDES AXOR	412 352 006 0 412 352 009 0 412 352 007 0	Ø 85 mm 352 CC Stroke 62 mm	

**653 970 8195**

Compressor

Model	Oem Ref No	Dimensions	
MERCEDES AXOR	911 553 200 0 - 457 130 2915 911 553 203 0 - 457 130 4715	Ø 85 mm 636 CC Stroke 56 mm	



653 970 8095

Compressor

Model	Oem Ref No	
MERCEDES AXOR	911 553 003 0 - 457 130 2015 911 553 007 0 - 457 130 4615	Ø 85 mm 636 CC Stroke 56 mm



104 970 6495

Compressor

Model	Oem Ref No	Dimensions
MERCEDES AXOR EVO BUS CITARO 0530G 0530L 6x2 ARTICULATED BUS	912 510 001 0 906 130 4615	Ø 85 mm 636 CC Stroke 56 mm



696 474 009 0

Compressor

Model	Oem Ref No	Dimensions
MERCEDES AXOR EVO BUS CITARO 0530G 0530L 6x2 ARTICULATED BUS	414 636 001 0	Ø 85 mm 636 CC Stroke 56 mm



104 970 7795

Compressor

Model	Oem Ref No	Dimensions
MERCEDES ATEGO AXOR 906	411 553 001 0 906 130 3315	Ø 85 mm 636 CC Stroke 56 mm



699 557 000 0

Compressor

Model	Oem Ref No		
MERCEDES ATEGO	411 553 000 0 906 130 1015	Ø 85 mm 636 CC Stroke 56 mm	



104 970 6395

Compressor


Model	Oem Ref No	Dimensions	
MERCEDES ECONIC 2628	411 553 003 0 906 130 4715	Ø 85 mm 636 CC Stroke 56 mm	



653 970 6195


Compressor

Model	Oem Ref No	Dimensions	
MERCEDES AXOR TRAVEGO 0500 UA BUS	457 130 4915 912 510 104 0 912 510 100 0 912 510 101 0 912 510 103 0 912 510 102 0	Ø 85 mm 636 CC Stroke 56 mm	




A000 970 0380
Compressor Repair Kit

Model	Oem Ref No	Compressor Application	Piston Diameter
OM360	A 000 130 07 20 A 000 130 08 20	WABCO 411 503 741 0	60 mm



A000 970 0380
Compressor Repair Kit

Model	Oem Ref No	Compressor Application	Piston Diameter
OM360	A 000 130 07 20 A 000 130 08 20	WABCO 411 503 741 0	60 mm



A000 979 9891
Compressor Head

Model	Oem Ref No	Compressor Application	Piston Diameter
OM360	A 000 131 12 19	WABCO 411 503 741 0	60 mm



A758 970 0880
Compressor Repair Kit

Model	Oem Ref No	Compressor Application	Piston Diameter
OM352	A 352 130 02 20	A 352 130 06 15	94 mm

A758 970 0880

Compressor Repair Kit



Model	Oem Ref No	Compressor Application	Piston Diameter
OM352	A 352 130 02 20	A 352 130 06 15	94 mm

A669 970 0080

Compressor Repair Kit



Model	Oem Ref No	Compressor Application	Piston Diameter
OM401 / OM402	A 441 130 00 20	A 442 130 32 19	100 mm
OM421 / OM422	A 441 130 01 20	A 442 131 02 19	
OM423 / OM440	A 441 130 02 20		
OM441 / OM442	A 447 130 28 15		
OM443 / OM447			
3031 / O304 / O403			

A000 970 0380

Compressor Repair Kit



Model	Oem Ref No	Compressor Application	Piston Diameter
OM355 / OM362	A 000 130 73 20	A 004 131 94 01	88 mm
OM364 / OM366 2521	A 000 130 30 15	KNORR BREMSE LK1802 / LK1805 / LK1806 LK1807 / LK1811 / LK1813 LK1814 / LP1828	

A000 970 8491

Compressor Repair Kit



Model	Oem Ref No	Compressor Application	Piston Diameter
OM401 / OM402	A 000 130 26 19	A 000 130 24 19	90 mm
OM407 / OM421	A 402 130 00 20	A 000 130 25 19	
OM422 / OM421	A 402 130 01 20	A 000 130 26 19	
OM427 / OM440	A 402 130 02 20	A 407 130 05 15	
OM441 / OM442	A 442 130 32 19	A 407 130 05 19	
		A 496 130 00 15	
		KNORR-BREMSE	
		ZB4187 / ZB4224 / ZB4229	



A000 970 8195
Compressor Repair Kit

Model	Oem Ref No	Compressor Application	Piston Diameter
OM364 UNIMOG	A 000 130 29 15 WABCO 411 142 003 2	A 003 131 51 01 A 004 131 83 01 WABCO 411 142 507 0 411 142 566 0 411 142 681 0 411 142 960 0 411 143 680 0 411 143 682 0 411 143 861 0 411 143 881 0	90 mm



A668 970 0080
Compressor Repair Kit

Model	Oem Ref No	Compressor Application	Piston Diameter
OM401 / OM402 OM403 / OM407 OM421 / OM422 OM423 / OM427 OM440 / OM441 OM442 / OM447	A 442 130 00 20 A 442 130 02 20 A 442 130 07 20	A 407 130 03 19 A 407 130 05 19 A 407 130 24 19 A 407 130 32 19	90 mm



A668 970 0080
Compressor Repair Kit

Model	Oem Ref No	Compressor Application	Piston Diameter
OM401 / OM402 OM403 / OM407 OM421 / OM422 OM423 / OM427 OM440 / OM441 OM442 / OM447	A 442 130 00 20 A 442 130 02 20 A 442 130 07 20	A 407 130 03 19 A 407 130 05 19 A 407 130 24 19 A 407 130 25 19 A 407 130 32 19	90 mm



A000 979 6840
Compressor Repair Kit

Model	Oem Ref No	Compressor Application	Piston Diameter
OM327 / OM355 OM356 / OM360 OM366	A 000 131 42 60 A 000 586 27 13	A 001 131 52 01 A 001 131 54 01 A 001 131 55 01 A 002 131 36 01 WABCO 411 034 501 0 411 034 531 0 411 034 541 0 411 034 546 0 411 034 547 0 411 034 561 0	90 mm



A603 979 0520
Compressor Repair Kit

Model	Oem Ref No	Compressor Application	Piston Diameter
	A 407 131 05 80 A 407 131 02 80		90 mm



A000 970 4295
Compressor Repair Kit

Model	Oem Ref No	Compressor Application	Piston Diameter
AXOR ATEGO	A 000 130 68 15 A 906 130 68 15 WABCO 411 154 000 2	A 906 130 07 15 A 906 130 11 15 A 906 130 12 15 A 906 130 28 15 A 906 130 29 15 A 906 130 42 15 WABCO 411 151 003 0 411 154 000 0 411 154 003 0	85 mm



A569 979 0491
Compressor Repair Kit

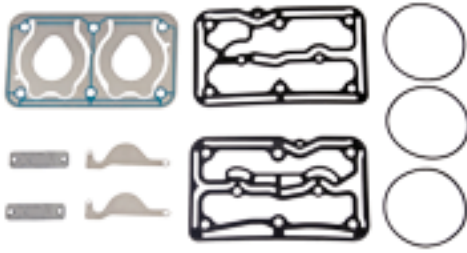
Model	Oem Ref No	Compressor Application	Piston Diameter
ACTROS OM501 OM502	A 541 131 06 19		100 mm



A569 970 0880
Compressor Repair Kit

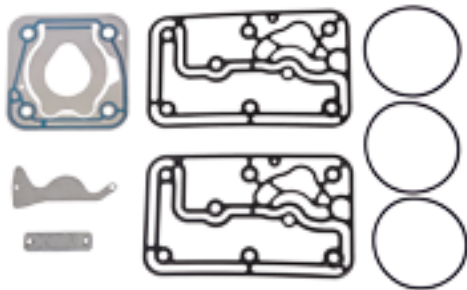
Model	Oem Ref No	Compressor Application	Piston Diameter
ACTROS OM501 / OM502 EVOBUS	A 541 130 02 20 A 541 130 05 20 A 541 130 06 20	A 541 131 09 19	100 mm

A009 970 0295
Compressor Repair Kit



Model	Oem Ref No	Compressor Application	Piston Diameter
AXOR ATEGO	A 001 130 08 15 A 001 130 27 15 A 001 130 28 15	A 457 130 12 15 A 457 130 18 15 A 457 130 19 15 A 457 130 20 15 A 457 130 22 15 A 457 130 27 15 WABCO 911 553 002 0 911 553 003 0 911 553 101 0 911 553 105 0	85 mm

A009 970 9895
Compressor Repair Kit



Model	Oem Ref No	Compressor Application	Piston Diameter
AXOR 1840	A 001 130 12 15 A 001 130 26 15 A 001 130 52 19	A 457 130 08 15 / A 457 130 11 15 A 457 130 17 15 / A 457 130 21 15 A 457 130 24 15 / A 457 130 26 15 WABCO 412 352 006 0 / 412 352 007 0 412 352 011 0 / 412 352 015 0 412 352 016 0	85 mm

A000 970 3495
Compressor Repair Kit

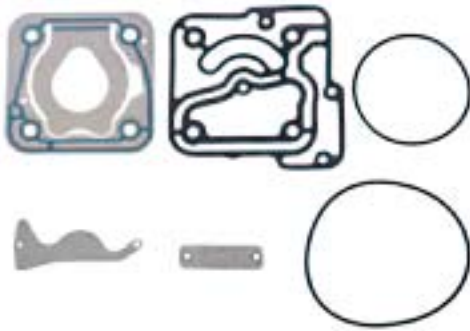


Model	Oem Ref No	Compressor Application	Piston Diameter
ACTROS OM501 / OM502	A 000 130 76 15 A 541 130 08 20 A 541 130 22 19	A 541 130 27 19	100 mm

A000 970 4195
Compressor Repair Kit



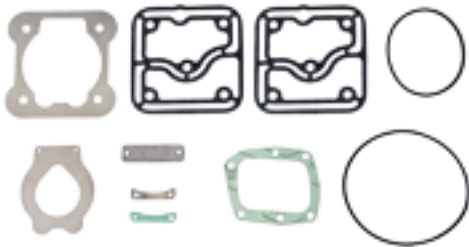
Model	Oem Ref No	Compressor Application	Piston Diameter
AXOR OM 457 EURO 3	A 000 130 69 15 A 457 130 04 15 WABCO 411 553 000 2 911 553 000 2	A 457 130 15 15 A 457 130 20 15 A 906 130 09 15 A 906 130 10 15 A 906 130 23 15 A 906 130 32 15	85 mm



A000 970 3695

Compressor Repair Kit

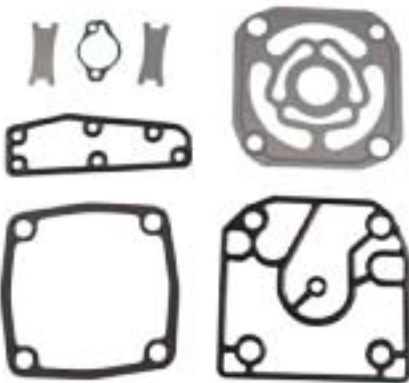
Model	Oem Ref No	Compressor Application	Piston Diameter
AXOR	A 000 130 74 15	A 906 130 15 15	75 mm
ATEGO	WABCO	A 906 130 14 15	
CITARO	412 352 006 2	A 906 130 29 15	
	412 352 000 2	A 906 130 30 15	
		WABCO	
		412 352 001 0	
		412 352 002 0	



A000 970 5095

Compressor Repair Kit

Model	Oem Ref No	Compressor Application	Piston Diameter
AXOR MONO BLOCK	A 000 130 50 15	A 906 130 06 15	85 mm
	A 001 130 05 15	A 906 130 07 15	
	WABCO	A 906 131 05 01	
	411 153 000 2	A 906 131 06 01	
		WABCO	
		911 153 000 0	
	411 153 000 0		



Compressor Repair Kit

Model	Oem Ref No	Compressor Application	Piston Diameter
SETRA EURO 4			



A000 970 4295

Compressor Repair Kit

Model	Oem Ref No	Compressor Application	Piston Diameter
CITARO	A 000 130 68 15	A 906 130 09 15	85mm
	A 000 130 74 15	A 906 130 22 15	
	A 000 130 89 15	A 906 130 32 15	
		WABCO	
		412 636 000 0	

			
Compressor Valve Plate 668 970 0480 Oem Ref No 442 130 0620	Compressor Valve Plate 608 970 0980 Oem Ref No 402 130 0120 402 130 0320	Compressor Valve Plate 668 970 9080 Oem Ref No 442 130 1020	Compressor Valve Plate 663 970 0080 Oem Ref No 447 130 0020
			
Compressor Valve Plate 668 970 0880 Oem Ref No 442 130 0220	Compressor Valve Plate 699 077 505 8 Oem Ref No 411 033 505 2 411 142 501 2	Compressor Valve Plate 569 970 0180 Oem Ref No 541 130 0920	Compressor Valve Plate 000 970 3195 Oem Ref No 000 130 7915 000 130 2020
			
Compressor Valve Plate Kit 569 970 0480 Oem Ref No 541 130 0620	Compressor Valve Plate Kit 668 970 9980 Oem Ref No 442 130 1120	Compressor Valve Plate Kit 669 970 0080 Oem Ref No 441 130 0020 - 441 130 0120 441 130 0220	Compressor Valve Plate Kit 668 970 0380 Oem Ref No 442 130 0720 442 130 1120
			
Compressor Valve Plate Kit 668 970 0880 Oem Ref No 442 130 0220	Compressor Valve Plate Kit 668 970 0980 Oem Ref No 442 130 0120 - 442 130 0220 000 130 7620	Compressor Valve Plate Kit 569 970 0280 Oem Ref No 541 130 0820	Compressor Valve Plate Kit 569 979 7591 Oem Ref No 541 131 3519

			
<p>Compressor Valve Plate Kit</p> <p>608 970 0980</p> <p>Oem Ref No</p> <p>402 130 0120 402 130 0320</p>	<p>Compressor Valve Plate Kit</p> <p>608 970 0980</p> <p>Oem Ref No</p> <p>000 130 1320 411 034 500 2</p>	<p>Compressor Valve Plate Kit</p> <p>000 970 3980</p> <p>Oem Ref No</p> <p>000 130 7120 000 131 0536</p>	



Mercedes Control Cable



A739 700 3070

Throttle Cable

Model	Oem Ref No	Length
2517 / 2521 / 3031	A 371 300 70 30 A 623 300 03 30	2680 mm



A469 340 0006

Door Control Cable

Model	Oem Ref No	Length
ACTROS	A 641 760 00 04	365 mm



Door Control Cable

UCM No	Model	Oem Ref No	Length
A137 340 00 09 06	AXOR (R)	A 973 760 00 01 04 A 973 760 00 03 04	710 mm
A000 380 0897	ACTROS (R)	A 000 720 02 13	620 mm



Door Control Cable

UCM No	Model	Oem Ref No	Length
A137 340 00 00 06	AXOR (L)	A 973 760 00 00 04 A 973 760 00 02 04	710 mm
A000 380 0997	ACTROS (L)	A 000 720 01 13	620 mm



A109 340 0906

Door Control Cable

Model	Oem Ref No	Length
SPRINTER	A 901 760 01 04	990 mm



A109 340 0506

Door Control Cable

Model	Oem Ref No	Length
SPRINTER	A 901 760 05 04	482 mm



Gear Cable

UCM No	Model	Oem Ref No	Length
A000 840 0559	TRAVEGO	A 000 260 05 51	12630 mm
A000 840 7559	TRAVEGO	A 000 260 35 51	10580 mm
A000 840 7859	TRAVEGO	A 000 260 32 51	10340 mm
A000 840 5459	TRAVEGO	A 000 260 56 51	10680 mm



Gear Cable

UCM No	Model	Oem Ref No	Length
A483 842 9519	OM345 - EURO I / II	A 627 268 15 91	8930 mm
A000 842 9919	OM345 - EURO I / II	A 000 268 11 91	8835 mm
A000 840 9959	INTOURO	A 000 260 11 51	9400 mm



to fit **Mercedes**
Crankshaft



744 070 9608

Crankshaft

Model	Oem Ref No	Type
MERCEDES	366 030 1402 366 030 1102 366 030 0702 366 030 1502 366 030 1602	OM 366 A/LA 6 CYL.



609 070 8709

Crankshaft

Model	Oem Ref No	Type
MERCEDES	401 030 2301 401 030 2501	OM 401 LA/EURO 1 V6 - 6 CYL.



608 070 7809

Crankshaft

Model	Oem Ref No	Type
MERCEDES	402 030 3201 402 030 3001 402 030 2301	OM 402 V8 - 8 CYL.



688 070 6709

Crankshaft

Model	Oem Ref No	Type
MERCEDES	422 030 4301 422 030 3701	OM 422 V8 - 8 CYL.



668 070 0209

Crankshaft

Model	Oem Ref No	Type
MERCEDES	442 030 0801 442 030 0301 442 030 0901	OM 442 V8 - 8 CYL.



755 070 4309

Crankshaft

Model	Oem Ref No	Type
MERCEDES	355 030 6701	OM 355 - 6 CYL.



755 070 4209

Crankshaft

Model	Oem Ref No	Type
MERCEDES	355 030 6801	OM 355/A - 6 CYL.



740 070 9409

Crankshaft

Model	Oem Ref No	Type
MERCEDES	360 030 1601 360 030 1201 360 030 0101	OM 360/OM 302 - 6 CYL.



607 070 7009

Crankshaft

Model	Oem Ref No	Type
MERCEDES	403 030 3001	OM 403 V10 - 10 CYL.

NEW
PRODUCT

687 070 7709

Crankshaft

Model	Oem Ref No	Type
MERCEDES	423 030 3301 423 030 3401	OM 423 A/LA - 10 CYL.

NEW
PRODUCT

667 070 0709

Crankshaft

Model	Oem Ref No	Type
MERCEDES	443 030 0301 423 030 1501	OM 443 A/LA - 10 CYL.



609 070 9109

Crankshaft

Model	Oem Ref No	Type
MERCEDES	401 030 1901 401 030 1501	OM 401 V6 125mm - 6 CYL.



569 070 0209

Crankshaft

Model	Oem Ref No	Type
MERCEDES	541 030 0801 541 030 0601 541 030 0201	OM 541 / OM 501 LA V6 - 6 CYL.



669 070 9309

Crankshaft

Model	Oem Ref No	Type
MERCEDES	441 030 1701 441 030 2101 441 030 2201	OM 441 A/LA V6 - 6CYL.



689 070 8609

Crankshaft

Model	Oem Ref No	Type
MERCEDES	421 030 2401 421 030 1701	OM 421 A/LA V6 - 6 CYL.



to fit **Mercedes**
Diaphragms



213 980 618.6

Diaphragms

Model	Oem Ref No	Type	Description
	897 120 492.4	9" Short	Short Stroke



213 980 560.6

Diaphragms

Model	Oem Ref No	Type	Description
	897 120 540.4 000 423 1286	30" Short	Short Stroke



213 980 505.6

Diaphragms


Model	Oem Ref No	Type	Description
	897 120 505.4	12" Short	Short Stroke



213 980 550.6


Diaphragms

Model	Oem Ref No	Type	Description
	897 120 550.4	36" Short	Short Stroke




213 980 594.6
Diaphragms

Model	Oem Ref No	Type	Description
	897 120 516.4 000 431 2028	16" Long	LongStroke




213 980 590.6
Diaphragms

Model	Oem Ref No	Type	Description
	897 120 510.4 000 421 2986	16" Short	Short Stroke



213 980 584.6
Diaphragms

Model	Oem Ref No	Type	Description
	897 120 526.4	20" Long	Long Stroke



213 980 580.6
Diaphragms

Model	Oem Ref No	Type	Description
	897 120 520.4 000 431 0728	20" Short	Short Stroke

213 980 574.6
Diaphragms



Model	Oem Ref No	Type	Description
	897 120 536.4 000 423 3486 000 431 3486	24" Long	Long Stroke

213 980 570.6
Diaphragms



Model	Oem Ref No	Type	Description
	897 120 530.4 000 421 2086	24" Short	Short Stroke

213 980 564.6
Diaphragms



Model	Oem Ref No	Type	Description
	897 120 546.4	30" Long	Long Stroke



to fit **Mercedes**
Engine & Transmission
Mounting

Engine and Transmission Mountings

<p>465 860 0992 Engine Mounting</p> <p>REF. NO: 645 240 01 18</p> <p>MODEL : O 403 NG 3028 1926 NG 3336 1932 SK 1735 2626 SK 1831 2628 SK 1929 NG 1424 SK 2031 NG 1926 SK 2629 NG 2224</p>  <p>M 16x1.5 M 12x1.5</p>		<p>465 860 0692 Engine Mounting</p> <p>REF. NO: 645 240 04 18</p> <p>MODEL : 620 SK 3229 621 SK 3534 2622 MK 1726 NG 1633 NG 2028 NG 2633 NG 3535</p>  <p>M 18x1.5 M 14x1.5</p>	
<p>465 860 0092 Engine Mounting</p> <p>REF. NO: 645 240 00 18 387 240 07 18 617 240 04 18</p> <p>MODEL : 343 393 346 395 363 620 383 1844 385 1935 387 1938 389 NG 1424 391</p>  <p>M 16x1.5 M 12x1.5</p>		<p>465 860 0192 Engine Mounting</p> <p>REF. NO: 645 240 09 18</p> <p>MODEL : 2636 K 3336 K 3536 K</p>  <p>M 18x1.5 M 14x1.5</p>	
<p>480 860 0792 Engine Mounting</p> <p>REF. NO: 620 240 03 18 645 240 03 18</p> <p>MODEL : 620 SK 3229 621 SK 3534 MK 1726 NG 1633 NG 1922 NG 2233 NG 2633 NG 3535</p>  <p>M 18x1.5 M 14x1.5</p>		<p>459 860 0792 Engine Mounting</p> <p>REF. NO: 652 240 03 18</p> <p>MODEL : 2631 SK 3233 3031 SK 3534 MK 1733 MK 1824 MK 2433 MK 2524 SK 1831 SK 2024</p>  <p>M 16x1.5 M 12x1.5</p>	
<p>753 860 0992 Engine Mounting (EPDM)</p> <p>REF. NO: 357 240 01 18</p> <p>MODEL : O 303 O 345 O 405 SK 1831 SK 1922 SK 2024</p>  <p>M 16x1.5 M 12x1.5</p>		<p>753 860 0892 Engine Mounting (EPDM)</p> <p>REF. NO: 357 240 02 18</p> <p>MODEL : O 345 O 405 O 408</p>  <p>M 16 x 1.5 M 12 x 1.5</p>	

Engine and Transmission Mountings

<p>753 860 0792 Engine Mounting (EPDM)</p> <p>REF. NO: MODEL :</p> <p>357 240 03 18 0 345</p> <p> 0 405</p> <p> 0 408</p>  <p>M 16x1.5 M 12x1,5</p>	<p>753 860 0692 Engine Mounting (EPDM) Right</p> <p>REF. NO: MODEL :</p> <p>357 240 04 18 0 303</p> <p> 0 307</p> <p> 0 345</p> <p> 0 405</p> <p> 0 408</p> <p> SK 1831</p> <p> SK 1922</p> <p> SK 2024</p>  <p>M 16x1.5 M 12x1.5</p>
<p>753 860 0492 Engine Mounting (EPDM) Left</p> <p>REF. NO: MODEL :</p> <p>357 240 06 18 0 345</p> <p> 0 405</p> <p> 0 408</p>  <p>M 16x1.5 M 12x1.5</p>	<p>439 860 0093 Engine Mounting</p> <p>REF. NO: MODEL :</p> <p>671 240 00 17 0 345</p> <p> Euro 2</p> 
<p>439 860 0993 Engine Mounting</p> <p>REF. NO: MODEL :</p> <p>671 240 01 17</p> 	<p>480 860 0393 Engine Mounting</p> <p>REF. NO: MODEL :</p> <p>620 240 07 17 620 2633</p> <p>620 240 00 17 624 3236</p> <p>620 240 02 17 625 3857</p> <p>620 240 01 17 1628</p> <p> 1636</p> <p> 1928</p> <p> 2028</p> <p> 2233</p> 
<p>723 860 0793 Engine Mounting</p> <p>REF. NO: MODEL :</p> <p>387 240 03 17 1626 2226</p> <p>387 240 04 17 1628 2232</p> <p> 1922 2626</p> <p> 1926 2638</p> <p> 1928</p> <p> 1932</p> <p> 2026</p> <p> 2032</p>  <p>M 16x1.5 M 12x1.5</p>	<p>480 860 0793 Engine Mounting</p> <p>REF. NO: MODEL :</p> <p>620 240 03 17 1628 2626</p> <p> 1633 2633</p> <p> 1636 2636</p> <p> 1638 2638</p> <p> 1928</p> <p> 1933</p> <p> 1936</p> <p> 1938</p>  <p>M 16x1.5 M 16x1.5</p>

Engine and Transmission Mountings

452 869 0097

Engine Mounting

REF. NO:

658 241 00 13

658 241 01 13

658 241 02 13

MODEL :

NG Series



169 869 3397

Engine Mounting

REF. NO:

941 241 77 13

941 241 57 13

941 241 47 13

941 241 17 13

MODEL :

Actros

Euro 3

345



169 869 3297

Engine Mounting

REF. NO:

941 241 78 13

941 241 58 13 941

241 48 13 941 241

18 13

MODEL :

Actros

Euro 3

345



169 869 3197

Engine Mounting

REF. NO:

941 241 79 13

941 241 59 13

MODEL :

Actros

Euro 3

345



169 869 4397

Engine Mounting

REF. NO:

941 241 67 13

Axor



M18 x 1,5 M14 x 1,5

482 860 8793

Engine Mounting (EPDM)

REF. NO:

628 240 23 17

MODEL :



482 860 8093

Engine Mounting

REF. NO:

628 240 20 17

MODEL :



169 869 3997

Engine Mounting

REF. NO:

941 241 71 13

941 241 51 13

941 241 41 13

941 241 11 13

MODEL :

Actros

Euro 3

345



Engine and Transmission Mountings

169 869 3897

Engine Mounting

REF. NO:

941 241 72 13

941 241 52 13

MODEL :

Actros

Euro 3

345



169 869 9797

Engine Mounting

REF. NO:

941 241 73 13

941 241 53 13

941 241 43 13

941 241 13 13

MODEL :

Actros

Euro 3

345



169 869 3697

Engine Mounting

REF. NO:

941 241 74 13

941 241 54 13

MODEL :

Actros

Euro 3

345



169 869 3597

Engine Mounting

REF. NO:

941 241 75 13

941 241 55 13

941 241 45 13

941 241 15 13

MODEL :

Actros

Euro 3

345



169 869 3497

Engine Mounting

REF. NO:

941 241 76 13

941 241 56 13

MODEL :

Actros

Euro 3

345



481 860 0893

Engine Mounting (Front)

REF. NO:

629 240 02 17

MODEL :

Travego



482 860 9393

Engine Mounting

REF. NO:

628 240 17 17

628 240 01 17

MODEL :

Evobus



482 860 9293

Engine Mounting

REF. NO:









628 240 18 17

MODEL :








Citara











Engine and Transmission Mountings

<p>169 869 1397 Engine Mounting</p> <p>REF. NO: 941 241 97 13 MODEL : Axor</p> 	<p>169 869 2397 Engine Mounting</p> <p>REF. NO: 941 241 87 13 MODEL : 1831, 1848, 1855, 2031, 3048</p> 
<p>169 869 2997 Engine Mounting</p> <p>REF. NO: 941 241 81 13 MODEL : Actros</p> 	<p>169 869 2897 Engine Mounting</p> <p>REF. NO: 941 241 82 13 MODEL : Actros</p>  <p>M18 x 1,5 M14 x 1,5</p>
<p>169 869 2797 Engine Mounting</p> <p>REF. NO: 941 241 83 13 MODEL : 1831, 1848, 2031, 2048</p>  <p>M18 x 1,5 M14 x 1,5</p>	<p>169 869 2697 Engine Mounting</p> <p>REF. NO: 941 241 84 13 MODEL : 1831, 1848, 2031, 2048</p>  <p>M18 x 1,5 M14 x 1,5</p>
<p>169 869 2597 Engine Mounting</p> <p>REF. NO: 941 241 85 13 MODEL : 1831, 1848, 1855, 2031, 2048</p>  <p>M18 x 1,5 M14 x 1,5</p>	<p>169 869 2497 Engine Mounting</p> <p>REF. NO: 941 241 86 13 MODEL : 1831, 1848, 1851</p>  <p>M18 x 1,5 M14 x 1,5</p>

Engine and Transmission Mountings

<p>169 869 2297 Engine Mounting</p> <p>REF. NO: 941 241 88 13</p> <p>MODEL : 1831 1855 1860</p>  <p>M18 x 1,5 M14 x 1,5</p>	<p>169 869 2197 Engine Mounting</p> <p>REF. NO: 941 241 89 13</p> <p>MODEL : Actros</p>  <p>M18 x 1,5 M14 x 1,5</p>
<p>160 860 9992 Engine Mounting</p> <p>REF. NO: 940 240 11 18</p> <p>MODEL : Axor</p> 	<p>160 860 9892 Engine Mounting</p> <p>REF. NO: 940 240 12 18</p> <p>MODEL : Axor</p> 
<p>160 860 9792 Engine Mounting (Rear)</p> <p>REF. NO: 940 240 13 18</p> <p>MODEL : Axor Travego</p> 	<p>481 860 0092 Engine Mounting</p> <p>REF. NO: 629 240 00 18</p> <p>MODEL : Axor</p> 
<p>481 860 0892 Engine Mounting</p> <p>REF. NO: 629 240 02 18</p> <p>MODEL : Axor</p> 	

Engine and Transmission Mountings

<p>160 860 0193 Engine Mounting (Right)</p> <p>REF. NO: 940 240 09 17 MODEL : Axor</p> 	<p>160 860 0293 Engine Mounting (Left)</p> <p>REF. NO: 940 240 08 17 MODEL : Axor</p> 
<p>130 860 0793 Engine Mounting</p> <p>REF. NO: 970 240 03 17 MODEL : Axor</p> 	<p>703 860 0093 Engine Mounting (Front)</p> <p>REF. NO: 307 240 00 17 MODEL : O 345</p> 
<p>495 860 0792 Engine Mounting</p> <p>REF. NO: 615 240 03 18 MODEL : 2517, 2521, 2524</p>  <p>M 14x1.5 M 12x1.5</p>	<p>796 887 0998 Engine Mounting</p> <p>REF. NO: 314 223 01 12 MODEL : GM 314, L 409, L 508, L 608, O 309, O 310, OM 316</p> 
<p>790 868 0997 Engine Mounting</p> <p>REF. NO: 310 242 01 13, 310 240 00 13 MODEL : D 6, L 409, L 508, O 309</p> 	<p>796 887 0098 Engine Mounting</p> <p>REF. NO: 314 223 00 12 MODEL : O 309, O 310, L 408, L 409, L 508, L 608</p>  <p>M 16 x 1.5</p>

Engine and Transmission Mountings

<p>709 860 8193 Engine Mounting</p> <p>REF. NO: 301 240 29 17 MODEL : NG Series</p> 	<p>713 860 0693 Engine Mounting</p> <p>REF. NO: 397 240 04 17 MODEL : 2219</p> 
<p>727 860 0793 Engine Mounting</p> <p>REF. NO: 383 240 03 17 MODEL : 1424, 1624, 1424 LS, 1624 S</p> 	<p>455 869 0397 Engine Mounting (Right)</p> <p>REF. NO: 655 241 07 13 MODEL : Actros 3031</p>  <p>M 16x1.5</p>
<p>Engine Mounting (Right)</p> <p>REF. NO: MODEL : Actros 3031</p>  <p>M 16x1.5</p>	<p>455 869 0497 Engine Mounting (Left)</p> <p>REF. NO: 655 241 06 13 MODEL : Actros 3031</p>  <p>M 16x1.5</p>
<p>Engine Mounting (Left)</p> <p>REF. NO: MODEL : Actros 3031</p>  <p>M 16x1.5</p>	



to fit **Mercedes**
Exhaust Flexible Pipe



EFP-01
Exhaust Flexible Pipe

Model

Mercedes	Ø80 SET		
----------	---------	--	--



EFP-02
Exhaust Flexible Pipe

Model Oem Ref No

Mercedes	Ø95 SET		
----------	---------	--	--



EFP-03
Exhaust Flexible Pipe

Model Oem Ref No

Mercedes	Ø105 SET		
----------	----------	--	--



436 610 0045
Exhaust Flexible Pipe

Model Oem Ref No

Mercedes	674 490 0065		
----------	--------------	--	--



480 610 0745
Exhaust Flexible Pipe

Model

Model	Oem Ref No		
Mercedes	620 490 0365		



480 113 0610
Exhaust Flexible Pipe

Model Oem Ref No

Model	Oem Ref No		
Mercedes	620 997 0490		



493 518 0002
Exhaust Flexible Pipe

Model Oem Ref No


Model	Oem Ref No		
Mercedes	617 592 0008		



493 618 0001
Exhaust Flexible Pipe

Model Oem Ref No

Model	Oem Ref No		
Mercedes	617 492 0009		



168 610 8091
Exhaust Flexible Pipe

Model

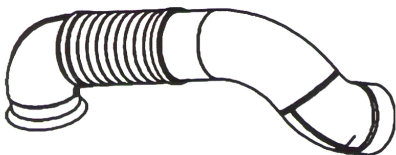
Model	Oem Ref No		
Mercedes	942 490 2019		



168 610 7091
Exhaust Flexible Pipe

Model Oem Ref No


Model	Oem Ref No		
Mercedes	942 490 3019		



168 610 8691
Exhaust Flexible Pipe

Model Oem Ref No

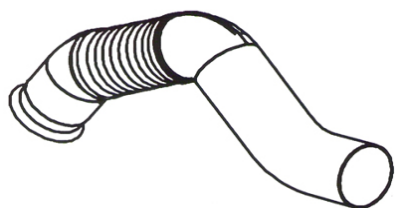
Model	Oem Ref No		
Mercedes	942 490 2419		



168 610 8291
Exhaust Flexible Pipe

Model Oem Ref No

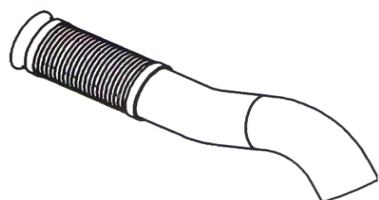
Model	Oem Ref No		
Mercedes	942 490 2819		



168 610 7891
Exhaust Flexible Pipe

Model

Mercedes	942 490 3219		
----------	--------------	--	--

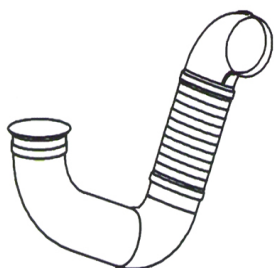


168 610 7491
Exhaust Flexible Pipe

Model

Oem Ref No

Mercedes	942 490 3619		
----------	--------------	--	--

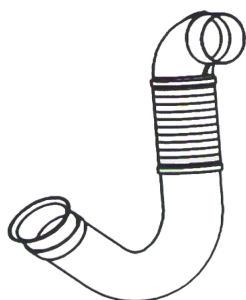


162 610 9791
Exhaust Flexible Pipe

Model

Oem Ref No

Mercedes	948 490 1319		
----------	--------------	--	--




162 610 9691
Exhaust Flexible Pipe

Model

Oem Ref No

Mercedes	948 490 1419		
----------	--------------	--	--



437 610 0045
Exhaust Flexible Pipe

Model

Mercedes	673 490 0065		
----------	--------------	--	--




437 610 0845
Exhaust Flexible Pipe

Model

Oem Ref No

Mercedes	673 490 0265		
----------	--------------	--	--



709 618 0051
Exhaust Flexible Pipe

Model

Oem Ref No

Mercedes	301 492 0059		
----------	--------------	--	--



709 618 0051
Exhaust Flexible Pipe

Model

Oem Ref No

Mercedes	301 492 0059		
----------	--------------	--	--



481 610 9190
Exhaust Flexible Pipe

Model

Mercedes	629 490 1910		
----------	--------------	--	--



160 610 0691
Exhaust Flexible Pipe

Model

Oem Ref No

Mercedes	940 490 0419		
----------	--------------	--	--



168 610 8891
Exhaust Flexible Pipe

Model

Oem Ref No

Mercedes	942 490 2219		
----------	--------------	--	--

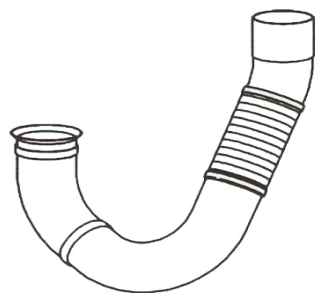


168 610 7991
Exhaust Flexible Pipe

Model

Oem Ref No

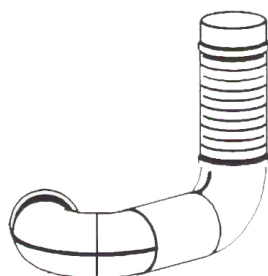
Mercedes	942 490 3119		
----------	--------------	--	--



162 610 9491
Exhaust Flexible Pipe

Model

Mercedes	948 490 1619		
----------	--------------	--	--

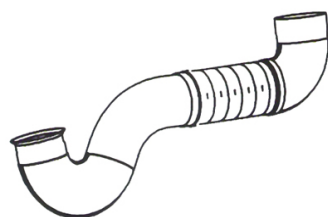


162 610 8491
Exhaust Flexible Pipe

Model

Oem Ref No

Mercedes	948 490 2619		
----------	--------------	--	--

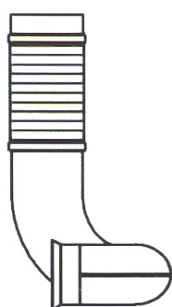


162 610 8391
Exhaust Flexible Pipe

Model

Oem Ref No

Mercedes	948 490 2719		
----------	--------------	--	--

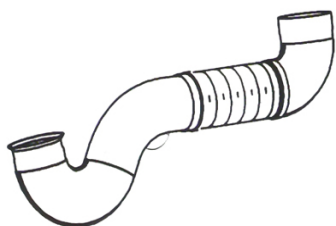


162 610 8291
Exhaust Flexible Pipe

Model

Oem Ref No

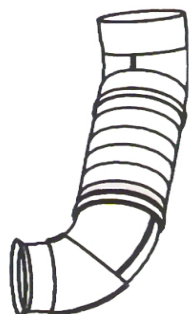
Mercedes	948 490 2819		
----------	--------------	--	--



162 610 8191
Exhaust Flexible Pipe

Model

Mercedes	948 490 2919		
----------	--------------	--	--

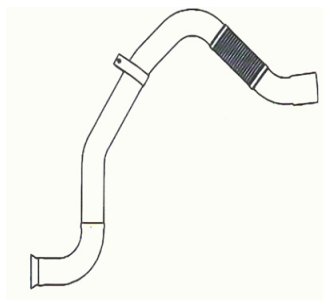


162 610 7191
Exhaust Flexible Pipe

Model

Oem Ref No

Mercedes	948 490 3919		
----------	--------------	--	--

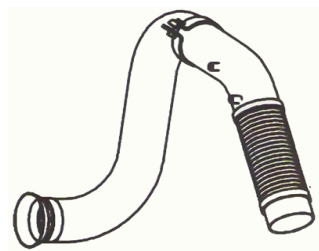


153 610 0980
Exhaust Flexible Pipe

Model

Oem Ref No

Mercedes	957 490 0120		
----------	--------------	--	--



160 610 0591
Exhaust Flexible Pipe

Model

Oem Ref No

Mercedes	940 490 0519		
----------	--------------	--	--



480 610 0645
Exhaust Flexible Pipe

Model

Mercedes	620 490 0465
----------	--------------



480 113 0510
Exhaust Flexible Pipe

Model Oem Ref No

Mercedes	620 997 0590
----------	--------------



480 618 0802
Exhaust Flexible Pipe

Model Oem Ref No

Mercedes	620 492 0208
----------	--------------



480 618 0801
Exhaust Flexible Pipe

Model Oem Ref No

Mercedes	620 492 0209
----------	--------------



489 610 0045
Exhaust Flexible Pipe

Model

Mercedes	621 490 0065		
----------	--------------	--	--



480 113 0010
Exhaust Flexible Pipe

Model Oem Ref No

Mercedes	620 997 0090		
----------	--------------	--	--



489 618 0002
Exhaust Flexible Pipe

Model Oem Ref No

Mercedes	621 492 0008		
----------	--------------	--	--



489 618 0001
Exhaust Flexible Pipe

Model Oem Ref No

Mercedes	621 492 0009		
----------	--------------	--	--



Mercedes Fan Blade



A796 800 9887

Fan Blade

Model	Oem Ref No	Inner Diameter	Overall Diameter
OM309 608 D	A 314 200 12 23	32 mm	470 mm



A104 805 0604

Fan Blade

Model	Oem Ref No	Inner Diameter	Overall Diameter
AXOR CITARD UNIMOG ATEGO	A 906 205 04 06	127 mm	704 mm



A106 805 0804

Fan Blade

Model	Oem Ref No	Inner Diameter	Overall Diameter
ATEGO UNIMOG	A 904 205 02 06 A 904 205 04 06 A 904 205 06 06	80 mm	600 mm



Fan Blade

Model	Oem Ref No	Inner Diameter	Overall Diameter
		125 mm	750 mm

**A007 805 8104**

Fan Blade

Model	Oem Ref No	Inner Diameter	Overall Diameter
OM457	A 003 205 29 06	125 mm	680 mm

**A007 805 6004**

Fan Blade

Model	Oem Ref No	Inner Diameter	Overall Diameter
TRAVEGO 0403 EURO II EURO III	A 003 205 40 06 A 000 500 03 64 A 613 500 01 64	180 mm	750 mm



Fan Blade

Model	Oem Ref No	Inner Diameter	Overall Diameter
2517		55 mm	600 mm

**A710 800 0987**

Fan Blade

Model	Oem Ref No	Inner Diameter	Overall Diameter
OM904	A 390 200 01 23	125 mm	600 mm



A744 800 7388

Fan Blade

Model	Oem Ref No	Inner Diameter	Overall Diameter
2521	A 366 200 37 22	125 mm	590 mm



Fan Blade

Model	Oem Ref No	Inner Diameter	Overall Diameter
V8 OM441 / OM442		180 mm	735 mm



A007 805 9404

Fan Blade

Model	Oem Ref No	Inner Diameter	Overall Diameter
3031	A 003 205 16 06	127 mm	680 mm



A007 805 9704

Fan Blade

Model	Oem Ref No	Inner Diameter	Overall Diameter
SPRINTER	A 003 205 13 06	135 mm	460 mm



A007 805 0904

Fan Blade

Model	Oem Ref No	Inner Diameter	Overall Diameter
ACTROS	A 003 205 01 06 A 003 205 39 06 A 003 205 42 06 A 003 205 31 06 A 003 205 36 06	180 mm	740 mm



to fit **Mercedes**
Flywheel

755 070 9705

Flywheel



Model	Oem Ref No		Cyl.No. Ø mm
MERCEDES OM 346 OM 355	355 030 1305 326 030 0205	Ø 380 mm - 12 HOLE Teeth : 154	R 6 128 mm

758 070 3705

Flywheel



Model	Oem Ref No		Cyl.No. Ø mm
MERCEDES OM 352/A OM 362 LA OM 366 UNIMOG	352 030 7305	Ø 350 mm Teeth : 132	R 6 97 mm

758 070 7105

Flywheel



Model	Oem Ref No		Cyl.No. Ø mm
MERCEDES OM 364/A OM 352/A OM 362 LA OM 366/A/LA	352 030 3905	Ø 310/330 mm Teeth : 125	R 4/6 97/97,5 mm

746 070 0905

Flywheel



Model	Oem Ref No		Cyl.No. Ø mm
MERCEDES OM 364/A/LA MB 800	364 030 0105	Ø 310 mm Teeth : 146	R 4 97,5 mm

**758 070 4405**

Flywheel

Model	Oem Ref No	Cyl.No. Ø mm
MERCEDES OM 366	352 030 6605	Ø 350 mm

**783 070 0899**

Flywheel

Model	Oem Ref No	Cyl.No. Ø mm
MERCEDES OM 360	327 030 0211 360 030 0811	Ø 350 mm
		R 6 115 mm

**744 070 0105**

Flywheel

Model	Oem Ref No	Cyl.No. Ø mm
MERCEDES OM 366 LA	366 030 0905	Ø 380 mm
		R 6 97,5 mm

**796 070 8205**

Flywheel

Model	Oem Ref No	Cyl.No. Ø mm
MERCEDES OM 314	314 030 2805	Ø 310 mm
		R 4 97,5 mm

**569 070 0905**

Flywheel

Model	Oem Ref No		Cyl.No. Ø mm
MERCEDES OM 501 LA OM 502 LA	541 030 0105	Ø 430 mm - 37 NOTCHES Teeth : 160	V 6/8 130 mm

**688 070 0505**

Flywheel

Model	Oem Ref No		Cyl.No. Ø mm
MERCEDES OM 421 OM 422 OM 441 OM 442	422 030 0505	Ø 380 / 390 mm Teeth : 160	R 5/6 V 6-10 125/128mm

**765 070 0805**

Flywheel

Model	Oem Ref No		Cyl.No. Ø mm
MERCEDES OM355 TURBO	345 030 0205	Ø 420 mm	

**607 070 9705**

Flywheel

Model	Oem Ref No		Cyl.No. Ø mm
MERCEDES OM 401-403/A/ LA OM 407/H/A/HA OM 409 OM 421-423/A/ LA OM 441-443/A/ LA	403 030 1305	Ø 380 mm Teeth : 160	R 5/6 V 6-10 97,5 mm

607 070 9605

Flywheel



Model	Oem Ref No		Cyl.No. Ø mm
MERCEDES OM 401-403/A/ LA OM 407/H/A/ HA OM 409 OM 421-423/A/ LA OM 441-443/A/ LA	403 030 1405	Ø 420 mm Teeth : 160	R 5/6 V 6-10 97,5 mm

668 070 0805

Flywheel



Model	Oem Ref No		Cyl.No. Ø mm
MERCEDES OM 352/A OM 362 LA OM 366 UNIMOG	442 030 0205	Ø 430 mm Teeth : 160	R 5/6 V 6-10 97,5 mm

669 070 0605

Flywheel



Model	Oem Ref No		Cyl.No. Ø mm
MERCEDES OM 441 A/LA OM 442 OM 421 OM 422	441 030 0405	Ø 400 / 420 mm Teeth : 160	V 6 128 mm

668 070 9105

Flywheel



Model	Oem Ref No		Cyl.No. Ø mm
MERCEDES OM 441/442 LA	442 030 1905 442 030 0505	Ø 430 mm - 6 NOTCHES EURO 2 ENGINE Teeth : 160 BM 445.920-941 BM 446.920-948	V 6/8 128 mm

**104 070 0251**

Flywheel

Model	Oem Ref No	Cyl.No. Ø mm	
MERCEDES OM 906	906 030 0859		

**758 070 3705**

Flywheel

Model	Oem Ref No	Cyl.No. Ø mm	
MERCEDES OM 904	906 030 2005 906 030 1605	Ø 362 mm Teeth : 133	R 4/6 102 mm

**663 070 9205**

Flywheel

Model	Oem Ref No	Cyl.No. Ø mm	
MERCEDES OM 447 NEW MODEL	447 030 1805 447 030 0705	Ø 420 mm	

**104 070 9105**

Flywheel

Model	Oem Ref No	Cyl.No. Ø mm	
MERCEDES OM 906	906 030 1905	Ø 395 mm Teeth : 146	R 4/6 102 mm

104 070 7305

Flywheel



Model	Oem Ref No		Cyl.No. Ø mm
MERCEDES OM 906	906 030 3705 906 030 3005	Ø 395 mm Teeth : 146	R 4/6 102 mm

758 070 3705

Flywheel



Model	Oem Ref No		Cyl.No. Ø mm
MERCEDES OM 457	457 030 0605	Ø 430 mm EURO 3 ENGINE BM 457.933-944	R 6 128 mm

104 070 8905

Flywheel



Model	Oem Ref No		Cyl.No. Ø mm
MERCEDES OM 904	906 030 2105 906 030 1705	Ø 362 mm Teeth : 146	R 4 102 mm

104 070 7805

Flywheel



Model	Oem Ref No		Cyl.No. Ø mm
MERCEDES OM 906	906 030 3205	Ø 362 mm Teeth : 133	R 4/6 102 mm



668 070 8805

Flywheel

Model	Oem Ref No	Cyl.No.	Ø mm
MERCEDES OM 447 HLA	442 030 2205 442 030 0605		



104 070 6205

Flywheel

Model	Oem Ref No	Cyl.No.	Ø mm
MERCEDES OM 906	906 030 4805		



104 070 6405

Flywheel

Model	Oem Ref No	Cyl.No.	Ø mm
MERCEDES OM 906	906 030 4605		Ø 430 mm



653 070 9705

Flywheel

Model	Oem Ref No	Cyl.No.	Ø mm
MERCEDES 403 BUS DMF	457 030 1305		Ø 430 mm

795 078 0905

Flywheel Gear



Model	Oem Ref No		
MERCEDES OM 355	315 032 0105 355 032 0505	Outer : Ø 467 mm Inner : Ø 420 mm Teeth : 154 Height : 21 mm	

758 078 9705

Flywheel Gear



Model	Oem Ref No		
MERCEDES OM 352	352 032 1305	Outer : Ø 403mm Inner : Ø 380 mm Teeth : 133 Height : 16 mm	

758 078 9905

Flywheel Gear



Model	Oem Ref No		
MERCEDES	352 032 1105	Outer : Ø 380mm Inner : Ø 334mm Teeth : 125 Height : 16 mm	

798 078 0905

Flywheel Gear



Model	Oem Ref No		
MERCEDES OM 314	312 032 0105 314 032 0505	Outer : Ø 380mm Inner : Ø 335 mm Teeth : 125 Height : 21 mm	

740 078 0705
Flywheel Gear



Model	Oem Ref No		
MERCEDES OM 360	360 032 0305	Outer : Ø 432mm Inner : Ø 390 mm Teeth : 142 Height : 22 mm	

758 078 9705
Flywheel Gear



Model	Oem Ref No		
MERCEDES OM 352	352 032 1305	Outer : Ø 403mm Inner : Ø 380 mm Teeth : 133 Height : 16 mm	

UNIMOG TRUCKS
Flywheel Gear



Model	Oem Ref No		
MERCEDES	UNIMOG TRUCKS		

7105
Flywheel Gear



Model	Oem Ref No		
MERCEDES	3905	Outer : Ø 380mm Inner : Ø 334 mm Teeth : 125 Height : 16 mm	

607 078 0705

Flywheel Gear



Model	Oem Ref No		
MERCEDES	403 032 0305	Outer : Ø 485 mm Inner : Ø 432mm Teeth : 160 Height : 18 mm	

607 078 0605

Flywheel Gear



Model	Oem Ref No		
MERCEDES	403 032 0405	Outer : Ø 485 mm Inner : Ø 432 mm Teeth : 160 Height : 18 mm 12 SCREW HOLES Ø 420 mm	

607 078 0305

Flywheel Gear



Model	Oem Ref No		
MERCEDES	403 032 0705	Outer : Ø 485 mm Inner : Ø 431,5 mm Teeth : 160 Height : 18,5 mm Ø 430 mm	

688 078 0005

Flywheel Gear



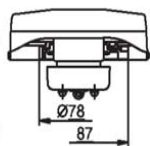
Model	Oem Ref No		
MERCEDES	422 032 0005	Outer : Ø 478 mm Inner : Ø 432 mm Teeth : 158 Height : 18,5 mm	



to fit **Mercedes**
Fuel Tank Caps

000 639 4070

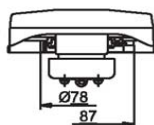
Fuel Tank Cap



Model	Oem Ref No		
MERCEDES	000 471 6030 A000 470 0405 A000 470 0305 A000 470 1230	Ø Throat : 80 mm Joint : 2 Claw with ventile plastic	

A000 630 0605

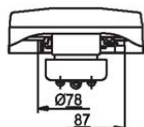
Fuel Tank Cap



Model	Oem Ref No		
MERCEDES	000 471 6030 A000 470 0405 A000 470 0305 A000 470 1230	Ø Throat : 80 mm Joint : 2 Claw with ventile plastic	

A000 630 0705

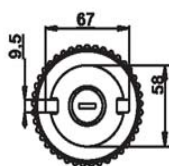
Fuel Tank Cap



Model	Oem Ref No		
MERCEDES	000 471 6030 A000 470 0405 A000 470 0305 A000 470 1230	Ø Throat : 80 mm Joint : 2 Claw with ventile plastic	


000 639 4370

Fuel Tank Cap



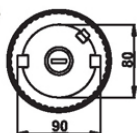
Model	Oem Ref No		
MERCEDES	000 470 0405 000 471 6730	Ø Throat : 80 mm Joint : 2 Claw without ventile without lock to zinc	

MB 607 Fuel Tank Cap



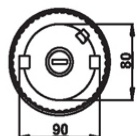
Model	Oem Ref No		
MERCEDES	MB 403	Ø Throat : 60 mm Joint : 2 Claw with ventile plastic	

000 639 9870 Fuel Tank Cap



Model	Oem Ref No		
MERCEDES	000 471 1230 000 471 6730	Ø Throat : 80 mm Joint : 2 Claw without ventile with lock to zinc	

000 639 4370 Fuel Tank Cap



Model	Oem Ref No		
MERCEDES	000 471 1230 000 471 6730	Ø Throat : 80 mm Joint : 2 Claw without ventile with lock stainless steel	



to fit **Mercedes**
Hoses & Belows

008 016 4128

Tribune Hose



Model /Engine Type	Oem Ref No	Dimensions
MERCEDES 403	002 094 6982	100 x 110 mm

TH-02

Tribune Hose



Model /Engine Type	Oem Ref No	Dimensions
MERCEDES 403		70 x 70 mm

TH-03

Tribune Hose



Model /Engine Type	Oem Ref No	Dimensions
MERCEDES		90 x 110 mm

TH-04

Tribune Hose



Model /Engine Type	Oem Ref No	Dimensions
MERCEDES		80 x 110 mm



TH-05
Tribune Hose

Model /Engine Type	Oem Ref No	Dimensions
MERCEDES		75x 100 mm



TH-06
Tribune Hose

Model /Engine Type	Oem Ref No	Dimensions
MERCEDES 2521		20 x 100 mm



TH-07
Tribune Hose

Model /Engine Type	Oem Ref No	Dimensions
MERCEDES 2521		22 x 100 mm



TH-08
Tribune Hose

Model /Engine Type	Oem Ref No	Dimensions
MERCEDES 2521		24 x 100 mm



168 582 0019

Air Filter Below

Model /Engine Type	Oem Ref No	Dimensions	
MERCEDES AXOR ACTROS	942 528 0091		



729 582 0919

Air Filter Below

Model /Engine Type	Oem Ref No	Dimensions	
MERCEDES 2521	381 528 0191		



455 582 0928

Air Filter Below

Model /Engine Type	Oem Ref No	Dimensions	
MERCEDES 3031	655 528 0182		



450 582 0019

Air Filter Below

Model /Engine Type	Oem Ref No	Dimensions	
MERCEDES 2631	650 528 0091		



480 582 0328

Air Filter Below

Model /Engine Type	Oem Ref No	Dimensions	
MERCEDES 2629	620 528 0782		



495 582 0028

Air Filter Elbow

Model /Engine Type	Oem Ref No	Dimensions	
MERCEDES 2521	615 528 0082		



744 012 0927

Turbo Discharge Hose

Model /Engine Type	Oem Ref No	Dimensions	
MERCEDES 2521	366 098 0183		



168 582 0728

Connection Hose

Model /Engine Type	Oem Ref No	Dimensions	
MERCEDES AXOR	942 528 0382		



008 016 9228

Intercooler Hoses

Model /Engine Type	Oem Ref No	Dimensions
MERCEDES 2521	002 094 1882	80 x 85 x 320 mm



008 016 5828

Intercooler Hoses

Model /Engine Type	Oem Ref No	Dimensions
MERCEDES 3031	002 094 5282 002 094 7682 002 094 0182 002 094 5982	100 x 320 mm



008 016 4728

Intercooler Hoses

Model /Engine Type	Oem Ref No	Dimensions
MERCEDES 403	002 094 6382 001 094 7982	101 x 204 mm



008 016 4428

Intercooler Hoses

Model /Engine Type	Oem Ref No	Dimensions
MERCEDES ACTROS 1844	002 094 6682 002 094 5582 003 094 0882	115 x 200 mm



008 016 5628

Intercooler Hoses

Model /Engine Type	Oem Ref No	Dimensions
MERCEDES ACTROS	002 094 5482	100 x 200 mm



000 509 0028

Intercooler Hoses

Model /Engine Type	Oem Ref No	Dimensions
MERCEDES AXOR 3228	000 501 0082	85 x 190 x 200 mm



000 509 4928

Black Intercooler Hoses

Model /Engine Type	Oem Ref No	Dimensions
MERCEDES AXOR 3228	000 501 6182	85 x 190 x 200 mm



000 509 4028

Intercooler Hoses

Model /Engine Type	Oem Ref No	Dimensions
MERCEDES ATECO 3228	000 501 6082	85 x 190 x 200 mm



739 509 3128
Flat Intercooler Hoses

Model /Engine Type	Oem Ref No	Dimensions
MERCEDES 2521	371 501 7982	83 x 320 - 330 mm



739 509 2028
Black Intercooler Hoses

Model /Engine Type	Oem Ref No	Dimensions
MERCEDES 2521	371 501 8082	80 x 85 x 320 mm



to fit **Mercedes**
Oil Pump



758 920 4709

Oil Pump

Model /Engine Type	Oem Ref No	Dimensions
TRUCKS OM314/OM352 OM352.985/ OM352-Bm353.903/ 915	352 180 6301	40 mm
BUSES OM366/OM314/OM352		
TRACTORS OM314/OM352		



758 920 3909

Oil Pump

Model /Engine Type	Oem Ref No	Dimensions
TRUCKS 1213 / OM 352 Bm 352.910	352 180 7101	40 mm



746 920 0009

Oil Pump

Model /Engine Type	Oem Ref No	Dimensions
TRUCKS 1213 / Bm367.910	364 180 0001	40 mm



758 920 3009

Oil Pump

Model /Engine Type	Oem Ref No	Dimensions
TRUCKS OM314/OM352 OM352.985/ OM352-Bm353.903/ 915	352 180 7001	40 mm
BUSES OM366/OM314/OM352		
TRACTORS OM314/OM352		



746 920 0909

Oil Pump

Model /Engine Type	Oem Ref No	Dimensions
BUSES OM366/OM314/OM352 Bm352 - Bm353	364 180 0101	
TRUCKS OM366/OM314/OM352 Bm353.903/915		
TRACTORS OM314/OM352/OM366 OM364 - 364A OM352.985 OM352 - 352A		



744 920 0009

Oil Pump

Model /Engine Type	Oem Ref No	Dimensions
TRUCKS 1217-1417 / OM 352	366 180 0001	50 mm
1617-2219 / OM 362		



744 920 0709

Oil Pump

Model /Engine Type	Oem Ref No	Dimensions
TRUCKS 1217 - 1317 / Bm367.911	366 180 0301	50 mm



744 920 0909

Oil Pump

Model /Engine Type	Oem Ref No	Dimensions
TRUCKS 1217-1417-1613-1617 2219 / OM 352	366 180 0101	50 mm
217S-1419C/CL/L/LS 1420-1420L-1619C 1620-2219/ OM 362/LA		
TRACTORS U1300L / OM352A U1700L / OM352A		



744 920 0609

Oil Pump

Model /Engine Type	Oem Ref No	Dimensions
TRUCKS OM352/OM362/OM366/ OM366A-LA OM362 LA	366 180 0401	50 mm
BUSES O 301 / OM366A O 402 / OM366A		
TRACTORS U1300L / OM352A U1700L / OM352A		



OP-01

Oil Pump

Model /Engine Type	Oem Ref No	Dimensions
TRUCKS		40 mm



755 920 0909

Oil Pump

Model /Engine Type	Oem Ref No	Dimensions
TRUCKS OM 355 OM 355.912-913-984- 911-910-982 OM355 BRAZIL	355 180 0101	Z: 13 - 55 mm
BUSES OM355 - OM355 A OM355 H OM355 BRAZIL		



755 920 9409

Oil Pump

Model /Engine Type	Oem Ref No	Dimensions
TRUCKS 1928/OM355A Bm355.969	355 180 1601	Z:13 - 66 mm
2628/OM355A II Bm355.969		



764 920 0409
Oil Pump

Model /Engine Type	Oem Ref No	Dimensions
TRUCKS OM 355	346 180 0601	Z:12 - 55 mm



607 920 6509
Oil Pump

Model /Engine Type	Oem Ref No	Dimensions
	403 180 4501	38 mm



603 920 0009
Oil Pump

Model /Engine Type	Oem Ref No	Dimensions
	407 180 0001	38 mm



607 920 9309
Oil Pump

Model /Engine Type	Oem Ref No	Dimensions
TRUCKS OM 401-402-403-421-422 OM 441/LA .960/962 OM 442 OM 442.914/919/929 ----- BUSES O303/OM401-402-403 -421-421A-422-441 -442	403 180 1701	34 mm

607 920 8309

Oil Pump



Model /Engine Type	Oem Ref No	Dimensions
BUSES OM 407 AH.950 OM 407 AH.955 OM 424 A/LA OM 427 HA OM 427 HA.950 OM 447 H / HA OM 427 H.910 OM 427 H / OM 447 H	403 180 2701 403 180 2801	DUPLEX OIL PUMP 34 mm - 34 mm

687 920 0509

Oil Pump



Model /Engine Type	Oem Ref No	Dimensions
TRUCKS OM 422 / A / LA OM 423 / LA OM 442 A / LA ----- BUSES OM 422.951 OM 422 A OM 442 A	423 180 0501	43 mm

687 920 0209

Oil Pump



Model /Engine Type	Oem Ref No	Dimensions
OM 423 SERIES	423 180 0801	43 mm

687 920 0309

Oil Pump



Model /Engine Type	Oem Ref No	Dimensions
OM 423 SERIES	423 180 0701	43 T



607 920 8509

Oil Pump

Model /Engine Type	Oem Ref No	Dimensions
	403 180 2501 407 180 0001	DUPLEX OIL PUMP 28 mm - 38 mm



607 920 8509

Oil Pump

Model /Engine Type	Oem Ref No	Dimensions
BUSES 0305 - 0305G- 0307/ OM 407H 0305 - 0305G/ OM 407 AH.955 0305G / OM407H.919	403 180 2501 403 180 2401	DUPLEX OIL PUMP 28 mm - 28 mm



607 920 7009

Oil Pump

Model /Engine Type	Oem Ref No	Dimensions
	403 180 3001	23 T



687 920 9009

Oil Pump

Model /Engine Type	Oem Ref No	Dimensions
TRUCKS 3256/OM 423.909 3250/OM 423 LA	423 180 1001	28 mm

569 920 0809

Oil Pump



Model /Engine Type	Oem Ref No	Dimensions
TRUCKS ACTROS 1840 - 1843	541 180 0201	43 mm

568 920 0909

Oil Pump



Model /Engine Type	Oem Ref No	Dimensions
TRUCKS ACTROS 1848-1850-1853	542 180 0101	49 mm

740 920 8609

Oil Pump



Model /Engine Type	Oem Ref No	Dimensions
TRUCKS LP1317-OF1317-1319 OF1417-LA1517- LP1517-LA1519- LP1519-LP1617- 1619-OF1621-1817- 1819/ OM 360 ----- BUSES 0302/ OM 360	360 180 2401	P: 8 BAR

740 920 8409

Oil Pump



Model /Engine Type	Oem Ref No	Dimensions
	360 180 2601	P: 5,5 BAR



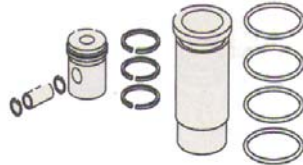



Mercedes Piston - Liner Kit

E M R M

Engine	Cyl.No Ø mm	Ring Details	Piston Dimensions 	Piston Pim 	17 228 140 Piston - Liner Kit Ref. No.	
OM 314 OM 352	R4/6 97	T 3 Cr Sn M 3 SW M 3 Fe DSF 5,5 Cr	KH 65,2 MT 20 MV 5 GL 115,7 MØ 55	36 x 82,5	004 51 93 93 882 960 Cylinder Liner 352 011 1810	
OM 314 A OM 352 A	R 4/6 97	T 2,5 Mo M 2,5 IW Cr DSF 4 Cr	KH 65,2 MT 21,5 MV 5 GL 105,2 MØ 55	36 x 82,5	004 54 93 92 750 960 Cylinder Liner 352 011 1810	
OM 355	V5/6 128	T 3,5 Mo M 3,5 IF Mo N 3,5 Mo DSF 6,5 Cr	KH 90,26 VT 1,1 MT 27 GL 161,26 MØ 70	48 x 108	003 54 90 93 568 960 Cylinder Liner 355 011 0810	
OM 355 A	V6 128	T 3,5 Mo M 3 IF Mo N 3,5 Mo DSF 6,5 Cr	KH 90,26 VT 2 VT 2,2 MT 28,5 GL 161,06 MØ 70	48x108	003 65 90 92 582 960 Cylinder Liner 355 011 0810	

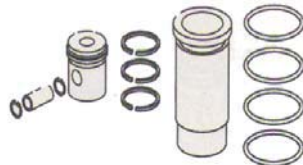


Engine	Cyl.No Ø mm	Ring Details	Piston Dimensions 	Piston Pim 	005 90 10 Piston - Liner Kit Ref. No.	
OM 360	R6 115	T 3,5 Mo M 3 IF Mo DSF 5,5 Cr	KH 85,3 VT 0,7 MT 22 MV 5 GL 133,3 MØ 65	42 x 98	005 10 90 Cylinder Liner 360 011 0010	
OM 360 A	R6 115	T 3,5 Mo M 3 IF Mo DSF 5,5 Cr	KH 85,3 VT 0,7 MT 22 MV 5 GL 133,3 MØ 65	42 x 98	005 11 90 93 508 960 Cylinder Liner 350 011 0010	
OM 364 OM 366	R4/6 97,5	T 2,5 Mo M 2,5 IW Cr DSF 4 Cr	KH 62,8 MT 22,7 GL 107,8 MØ 48	36 x 82,5	002 80 92 93 951 961 Cylinder Liner 366 011 0610	
OM 364 OM 366	R4/6 97,5	T 2,5 Mo M 2,5 IW Cr DSF 4 Cr	KH 62,8 MT 22,38 GL 107,8 MØ 43	36 x 82,5	002 98 90 91 500 960 Cylinder Liner 366 011 0610	

Engine	Cyl.No Ø mm	Ring Details	Piston Dimensions 	Piston Pim 	18 585 140 Piston - Liner Kit Ref. No. 002 99 90 92 525 960 Cylinder Liner 366 011 0610	
OM 364 LA OM 366 LA	R4/6 97,5	T 2,5 Mo M 2,5 IW Cr DSF 4 Cr	KH 62,8 MT 22,6 GL 107,8 MØ 54,65	36 x 82,5		
OM 364 A OM 366 A	R4/6 97,5	T 2,5 Mo M 2,5 IW Cr DSF 4 Cr	KH 62,8 MT 23 MV 5 GL 107,8 MØ 54,3	36 x 82,5	003 02 90 91 598 960 Cylinder Liner 366 011 0610	
OM 364 A/LA OM 366 A/LA	R4/6 97,5	T 2,5 Mo M 2,5 IW Cr DSF 4 Cr	KH 62,8 MT 22,35 GL 107,8 MØ 56	36 x 82,5	002 79 92 93 831 961 Cylinder Liner 366 011 0610	
OM 364 LA OM 366 LA	R4/6 97,5	T 2,5 Mo M 2,5 IW Cr DSF 4 Cr	KH 63 MT 23 GL 108 MØ 54,45	36 x 82,5	002 81 90 94 333 960 Cylinder Liner 366 011 0610	

Engine	Cyl.No Ø mm	Ring Details	Piston Dimensions	Piston Pim	18 704 147 Piston - Liner Kit Ref. No.	
OM 401-404	V6-12 125	T 3 Mo NM 3 Mo DSF 6 Cr	KH 87,25 MT 23,5 GL 137,25 MØ 65	46 x 97	403 030 1637 003 45 93 92 306 963 Cylinder Liner 403 011 3210	
OM 401-404	V6-12 125	T 3 Mo NM 3 Mo DSF 6 Cr	KH 87,25 MT 23,5 GL 137,25 MØ 65	46 x 97	403 030 2337 003 45 96 93 306 965 Cylinder Liner 403 011 3410	
OM 401 LA OM 402 LA	V6/8 125	T 3 Mo M 3 Cr DSF 4 Cr	KH 87,35 Mt 25 MV 3 GL 68 MØ 68	46 x 102	402 030 0437 003 62 90 93 231 960 Cylinder Liner 403 011 3410	
OM 407 h	R6 125	T 3 Mo NM 3 Mo DSF 6 Cr	KH 84,85 MT 23 GL 139,85 MØ 75	46 x 97	407 030 2637 003 40 93 93 298 962 Cylinder Liner 51.01201.0221	

Engine	Cyl.No Ø mm	Ring Details	Piston Dimensions 	Piston Pim 	17 626 146 Piston - Liner Kit Ref. No. 423 030 1037 003 66 83 93 484 964 Cylinder Liner 444 011 0110	
OM 421-424	V6-12 128	T 3 Mo M 3 IW Cr DSF 4 Cr	KH 81,35 MT 24,1 MV 3 GL 126,35	46 x 24 x 99	17 626 145 Piston - Liner Kit Ref. No. 423 030 1137 003 66 84 93 484 965	
OM 421-424	V6-12 128	T 3 Mo M 3 IW Cr DSF 4 Cr	KH 81,35 MT 24,1 MV 3 GL 126,35	46 x 24 x 99	17 625 146 Piston - Liner Kit Ref. No. 422 030 0237 003 67 93 93 485 964 Cylinder Liner 444 011 0110	
OM 421-424 A	V6-12 128	T 3 Mo M 3 IW Mo DSF 4 Cr	KH 81,35 MT 25,4 MV 3 GL 126,35 MØ 70	46 x 105	17 110 148 Piston - Liner Kit Ref. No. 447 030 0337 003 72 93 93 990 962 Cylinder Liner 447 011 0210	
OM 427-429 hA/A LA OM 447 hA/LA	R5/6 128	T 3 Mo M 3 Mo DSF 4 Cr	KH 89,85 MT 26,5 GL 139,85 MØ 68,4	46 x 105		

Engine	Cyl.No Ø mm	Ring Details	Piston Dimensions	Piston Pim	10 880 148 Piston - Liner Kit Ref. No.	
OM 441-444 A/LA	V6-12 128	T 3 Mo M 3 IWU Cr DSF 4 Cr	KH 81,35 MT 27,5 MV 3 GL 126,35 MØ 66,5	46 x 105	442 030 0437 003 7693 90 220 962 Cylinder Liner 444 011 0110	
OM 441-444 A/LA	V6-12 128	T 3 Mo M 3 IW Cr DSF 4 Cr	KH 81,45 MT 27,5 MV 3 GL 126,45 MØ 66	46 x 105	442 030 0537 003 91 90 94 512 960 Cylinder Liner 444 011 0110	
OM 441-444 LA	V 6-12 128	T 3 Mo M 3 IW Cr DSF 4 Cr	KH 81,45 MT 24,5 GL 126,45 MØ 67	46 x 105	442 030 1637 003 93 90 94 331 960 Cylinder Liner 444 011 0110	
OM 441-444 LA	V 6-12 128	T 3 Mo M 3 IW Cr DSF 4 Cr	KH 81,45 MT 23,2 GL 126,45 MØ 65	46 x 105	442 030 2637 003 92 90 94 361 960 Cylinder Liner 444 011 0110	

Engine	Cyl.No Ø mm	Ring Details	Piston Dimensions	Piston Pim	10 496 140 Piston - Liner Kit Ref. No.	
OM 441-444	V 6-12 130	R 3 Mo M 3 IWU Cr DSF 4 Cr	KH 81,35 MT 27,2 MV 3 GL 126,35 MØ 60,5	46 x 105	442 030 0137 003 78 90 90 614 960 Cylinder Liner 442 011 0310	
OM 441-444 LA	V 6-12 128	T 3 Mo M 3 IW Cr DSF 4 Cr	KH 81,45 MT 24 GL 126,45 MØ 72,5	46 x 105	442 030 2237 442 030 1137 003 90 90 94 681 960 Cylinder Liner 444 011 0110 Euro 2	
OM 447-449 hA/LA	R 5/6 128	T 3 Mo M 3 Cr DSF 4 Cr	KH 90 MT 24 GL 139,85 MØ 75	46 x 105	447 030 1037 003 85 90 91 237 960 Cylinder Liner 447 011 0210 Euro 1	



to fit **Mercedes**
Propeller Shaft
Center Supports

640 690 0088


Propeller Shaft Center Supports



Model	Oem Ref No	Dimensions
MERCEDES 609	460 410 0022 460 410 0910 460 410 0222	∅ 35 x 160 mm

PS-07


Propeller Shaft Center Supports



Model	Oem Ref No	Dimensions
MERCEDES 609 WITHOUT BEARING		∅ 35 x 160 mm

790 690 0288

Propeller Shaft Center Supports



Model	Oem Ref No	Dimensions
MERCEDES 309-408-508- 603-613	310 410 0822	∅ 35 - 17 x 157 mm


790 690 0188

Propeller Shaft Center Supports




Model	Oem Ref No	Dimensions
MERCEDES 309-408-508- 603-613 WITHOUT BEARING	310 410 0922	∅ 35 x 157 mm

PS-08
Propeller Shaft Center Supports



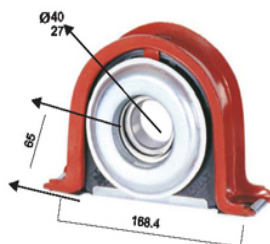
Model	Oem Ref No	Dimensions
MERCEDES 309		Ø 35 - 20 x 157 mm

PS-09
Propeller Shaft Center Supports



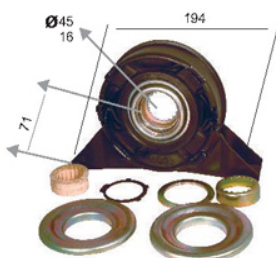
Model	Oem Ref No	Dimensions
MERCEDES MB-800	Shaft Hanger Rubber	Ø 40

000 690 0388
Propeller Shaft Center Supports



Model	Oem Ref No	Dimensions
MERCEDES MB-800	000 410 0722 684 410 4022	Ø 40 - 27 x 65 x 168,4 mm

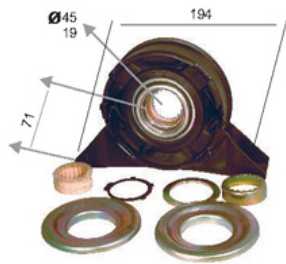
PS-10
Propeller Shaft Center Supports



Model	Oem Ref No	Dimensions
MERCEDES 207-208-209- 210-307-308- 309-310-407- 408-409-410		Ø 45 - 16 x 71 x 194 mm

409 690 9390


Propeller Shaft Center Supports



Model	Oem Ref No	Dimensions
MERCEDES 207-208-209- 210-307-308- 309-310-407- 408-409-410	601 410 1710	Ø 45 - 19 x 71 x 194 mm

107 690 0090

Propeller Shaft Center Supports



Model	Oem Ref No	Dimensions
MERCEDES SPRINTER	903 410 0010 901 411 0312 901 411 0310	Ø 45 - 19 x 71,5 x 195 mm

430 699 0998

Propeller Shaft Center Supports



Model	Oem Ref No	Dimensions
MERCEDES ATEGO	670 411 0112 970 411 0112 970 411 0012	Ø 45 - 19 mm

764 690 0090

Propeller Shaft Center Supports




Model	Oem Ref No	Dimensions
MERCEDES O.M	346 410 0010 381 410 1522 381 410 0920	Ø 45 - 23 x 190,3

PS-11
Propeller Shaft Center Supports




Model	Oem Ref No	Dimensions
MERCEDES		Ø 45 x 190,3 mm

715 690 0888
Propeller Shaft Center Supports




Model	Oem Ref No	Dimensions
MERCEDES TRUCK-BUS	395 410 0222 381 410 0222	Ø 45 x 25 x 191 mm
814-817-914-917-1117-1317-1517		

PS-12
Propeller Shaft Center Supports




Model	Oem Ref No	Dimensions
MERCEDES TRUCK-BUS 814-817-914-917-1117-1317-1517 WITHOUT BEARING		Ø 45 x 191 mm

PS-13
Propeller Shaft Center Supports



Model	Oem Ref No	Dimensions
MERCEDES TRUCK 2517-2521	Shaft Hanger Rubber	Ø 56

PS-14
Propeller Shaft Center Supports



Model	Oem Ref No	Dimensions
MERCEDES		∅ 55 - 19 x 67,5 x 199 mm

137 699 0098
Propeller Shaft Center Supports



Model	Oem Ref No	Dimensions
MERCEDES ATEGO	973 411 0012 973 411 0112 973 410 0012	∅ 55 - 23 mm

725 690 0388
Propeller Shaft Center Supports



Model	Oem Ref No	Dimensions
MERCEDES O.M ATEGO	385 410 0722 385 410 1722 385 410 1622 973 410 0022	∅ 55 - 25 x 190,3 mm


PS-15
Propeller Shaft Center Supports



Model	Oem Ref No	Dimensions
MERCEDES O.M ATEGO WITHOUT BEARING	Before 90 Models	∅ 55 x 190,3 mm

725 690 0188


Propeller Shaft Center Supports



Model	Oem Ref No	Dimensions
MERCEDES TRUCK 1922-1928-1933 -1936-1938-2222 -2228-2422-2428 -2438-2622-3833	385 410 0922	∅ 66 - 25 x 191 mm

PS-16


Propeller Shaft Center Supports



Model	Oem Ref No	Dimensions
MERCEDES TRUCK 1928-1933-1936 2222-2228-2422 2428-2438-2622 3833 WITHOUT BEARING		∅ 55 x 191 mm

764 524 0069

Propeller Shaft Center Supports



Model	Oem Ref No	Dimensions
MERCEDES N.M	346 586 0041	∅ 55 - 25 x 233,5 mm

PS-17


Propeller Shaft Center Supports



Model	Oem Ref No	Dimensions
MERCEDES N.M WITHOUT BEARING		∅ 55 - 233,5 mm

792 690 9588


Propeller Shaft Center Supports



Model	Oem Ref No	Dimensions
MERCEDES TRUCK	318 410 1522	Ø 55 - 25 x 88,5 x 219,5 mm
SHAFT HANGER RUBBER 2517-2521		
AXOR HEAVY SERVICE		

725 690 0088


Propeller Shaft Center Supports



Model	Oem Ref No	Dimensions
MERCEDES TRUCK 2028-2626-2628 2633-2636-3328 3338-3536	385 410 0022	Ø 60 x 246 mm
WITHOUT BEARING		

456 690 0088

Propeller Shaft Center Supports



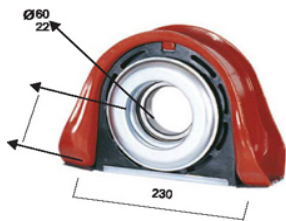
Model	Oem Ref No	Dimensions
MERCEDES TRUCK 2028-2626-2628 2633-2636-3328 3338-3536	654 410 0022 620 410 0022 389 410 0222 389 410 0122	Ø 60 - 22 x 246 mm

456 699 0098

Propeller Shaft Center Supports

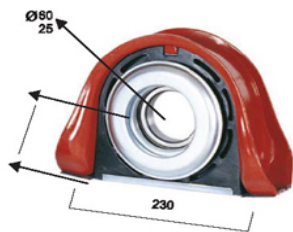


Model	Oem Ref No	Dimensions
MERCEDES ATEGO	654 411 0012	Ø 60 - 22



PS-18
Propeller Shaft Center Supports

Model	Oem Ref No	Dimensions
MERCEDES AXOR		∅ 60 - 22 x 230 mm




PS-19
Propeller Shaft Center Supports

Model	Oem Ref No	Dimensions
MERCEDES AXOR		∅ 60 x 25 x 230 mm



PS-20
Propeller Shaft Center Supports

Model	Oem Ref No	Dimensions
MERCEDES ATEGO		∅ 60 - 25 mm



PS-21
Propeller Shaft Center Supports

Model	Oem Ref No	Dimensions
MERCEDES TRUCK		∅ 70 x 246 mm
ACTROS		
WITHOUT BEARING		

454 699 0098

Propeller Shaft Center Supports



Model	Oem Ref No	Dimensions
MERCEDES ACTROS	656 411 0012	∅ 70 - 20 mm

715 690 0488

Propeller Shaft Center Supports



Model	Oem Ref No	Dimensions
MERCEDES TRUCK ACTROS	395 410 0622 655 410 0022	∅ 70 - 20 x 246 mm

715 690 0488


Propeller Shaft Center Supports



Model	Oem Ref No	Dimensions
MERCEDES TRUCK ACTROS	395 410 0622 655 410 0022	∅ 70 - 22 x 246 mm

415 699 0998


Propeller Shaft Center Supports



Model	Oem Ref No	Dimensions
MERCEDES TRUCK ACTROS	695 411 0112	∅ 80 - 22 x 246 mm




to fit **Mercedes**
Release Bearing



000 850 3395

V 8 Release Bearing


Model	Oem Ref No	Sachs No
MERCEDES	000 250 7715	3151 027 131
	000 250 1915	3151 027 031
	000 250 7415	3151 602 002



000 850 3495

V 6 Release Bearing


Model	Oem Ref No	Sachs No
MERCEDES	000 250 7615	3151 126 031



000 850 3595

Release Bearing

Model	Oem Ref No	Sachs No
MERCEDES SETRA	000 250 7515	3151 108 031




009 850 8895

Release Bearing

Model	Oem Ref No	Sachs No
MERCEDES 2517 - NEW TYPE	001 250 2215	3151 272 631 3151 211 031

000 850 3095


Release Bearing



Model	Oem Ref No	Sachs No
MERCEDES 2517- OLD TYPE	000 250 7015	3151 112 031

705 850 0095


Release Bearing



Model	Oem Ref No	Sachs No
MERCEDES 302	327 250 115 305 250 0015 305 250 0615 327 250 1115	3151 094 041

780 850 0095


Release Bearing




Model	Oem Ref No	Sachs No
MERCEDES 355 - OLD TYPE	320 250 0015 343 254 0010	3151 087 041

000 850 6695

Release Bearing




Model	Oem Ref No	Sachs No
MERCEDES UNIMOG TYPE	000 250 4415	3151 051 031 3151 051 001



000 850 6095

Release Bearing


Model	Oem Ref No	Sachs No
MERCEDES 309	000 250 4015 000 250 1715 000 250 3115 000 250 3715	3151 033 031



729 850 0695

Release Bearing


Model	Oem Ref No	Sachs No
MERCEDES 309	381 250 0415 000 250 4215 000 250 4615 001 250 9315 001 250 9115	3151 044 031 3151 602 003



A 426 850 6095

Release Bearing



Model	Oem Ref No	Sachs No
MERCEDES 800	A 684 250 4015	3151 000 020



000 858 0464



Release Ring

Model	Oem Ref No	Sachs No
MERCEDES CLUTCH FOR 43 - OLD TYPE	000 252 0646	3496 006 000



000 858 0764
Release Ring

Model	Oem Ref No	Sachs No
MERCEDES CLUTCH FOR 43 - NEW TYPE	000 252 0346	3496 005 000



008 850 6995
Release Bearing

Model	Oem Ref No	Sachs No
MERCEDES ACTROS - LONG TYPE	002 250 4115 002 250 9815 002 250 4715 002 250 7815 002 250 6715 002 250 8115	3100 002 255 3151 259 001 3151 259 031 3151 000 155



008 850 7395
Release Bearing

Model	Oem Ref No	Sachs No
MERCEDES ACTROS - SHORT TYPE	002 250 3715 002 250 9915 002 250 7715 002 250 8215 002 250 6815	3151 258 031 3100 002 254 3100 000 003

008 850 6595
Release Bearing



Model	Oem Ref No	Sachs No
MERCEDES	002 250 4515 001 250 9615 001 250 1815 EVOBUS:002 250 4515	3151 273 531 3151 195 033 3151 195 031 3151 000 157

009 850 2295

Release Bearing



Model	Oem Ref No	Sachs No
MERCEDES	001 250 8815	3151 184 031
	001 250 0615	3151 245 031
	001 250 4915	3151 241 031
	001 250 6615	
	001 250 6715	
	001 250 8015	
	002 250 0815	

009 850 2995

Release Bearing



Model	Oem Ref No	Sachs No
MERCEDES SHORT TYPE CLUTCH FOR 43	001 250 8115	3151 241 032
	001 250 0915	3151 184 032
	001 250 4715	3151 245 032
	001 250 6215	
	001 250 6315	
	001 250 9715	
	001 250 8415	

008 850 6195

Release Bearing

Model	Oem Ref No	Sachs No
MERCEDES	002 250 4915	3151 273 731
	002 250 4415	3151 000 335





798 850 9795

Release Bearing


Model	Oem Ref No	Sachs No
MERCEDES	312 250 1315	3151 095 043
	340 250 0215	
	352 250 0115	
	352 250 0515	

758 856 0990
Release Bearing




Model	Oem Ref No	Sachs No
MERCEDES	352 254 0110	3151 095 043

000 856 0780
Release Bearing




Model	Oem Ref No	Sachs No
MERCEDES	000 254 0320	3182 008 032
ATEGO	002 250 6615	3182 008 037
AXOR	000 254 0420	3182 008 039
	000 254 3020	3182 998 501
	002 250 2215	
	002 250 2915	
	002 250 3115	
	002 250 5115	

008 850 4895
Release Bearing




Model	Oem Ref No	Sachs No
MERCEDES	002 250 6215	3182 008 037
	002 250 3015	3182 600 101
	002 250 5215	
	002 250 7215	
	002 250 7615	

008 850 6895
Release Bearing




Model	Oem Ref No	Sachs No
MERCEDES	002 250 4215	3151 265 032
		3151 000 254
		3100 002 258

000 850 7495
Release Bearing




Model	Oem Ref No	Sachs No
MERCEDES	000 250 3615 000 250 3815	3151 043 031

008 850 7595
Release Bearing



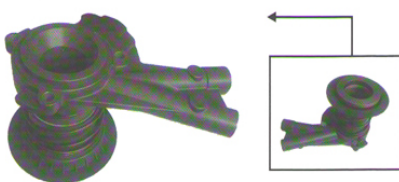
Model	Oem Ref No	Sachs No
MERCEDES ACTROS -SHORT TYPE	002 250 3515	34 3151 260 001

000 856 7002
Release Bearing

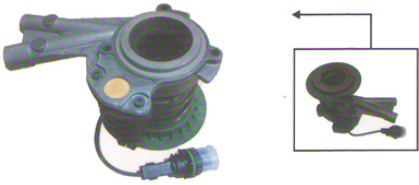


Model	Oem Ref No	Sachs No
MERCEDES	000 254 3008	3151 225 001 3151 203 031 3151 000 144 3151 225 031

008 850 3795
Release Bearing



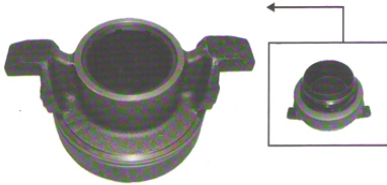
Model	Oem Ref No	Sachs No
MERCEDES ATEGO	002 250 7315 002 250 5515	3182 600 141



008 850 3695

Release Bearing

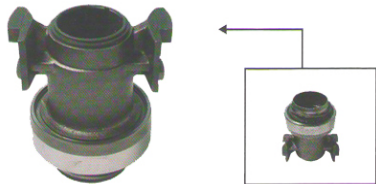
Model	Oem Ref No	Sachs No
MERCEDES ATEGO AXOR	002 250 7415 002 250 5815	3182 600 166



008 850 2295

Release Bearing


Model	Oem Ref No	Sachs No
MERCEDES	002 250 8815 003 250 1515 A 002 250 8815 A 003 250 1515	3151 000 157



009 850 3195

Release Bearing


Model	Oem Ref No	Sachs No
MERCEDES LONG TYPE CLUTCH FOR 43	001 250 7915 001 250 0515 001 250 4815 001 250 6415 001 250 6515 001 250 8615 001 250 9815	3151 246 031 3151 242 031 3151 185 031 3151 602 004 3151 000 278



009 850 2295

Release Bearing


Model	Oem Ref No	Sachs No
MERCEDES SHORT TYPE CLUTCH FOR 43	001 250 8815 001 250 0615 001 250 4915 001 250 6615 001 250 6715 001 250 8015 002 0250 0815	3151 245 031 3151 241 031



009 850 0295

Release Bearing


Model	Oem Ref No	Sachs No
MERCEDES ACTROS	001 250 0815 000 250 9515	3151 170 131 3151 602 005



000 850 3795

Release Bearing

Model	Oem Ref No	Sachs No
MERCEDES 355 -LONG TYPE	000 250 7315	3151 110 031



000 850 4695

Release Bearing

Model	Oem Ref No	Sachs No
MERCEDES 355 -SHORT TYPE	000 250 6415 EVEBUS: 000 250 6415	3151 043 032




to fit **Mercedes**
Rod Parts

000 640 3905

Centre Rod




Model	Oem Ref No	Dimensions	Adjustable Tie Rod End
MERCEDES ACTROS ATEGO AXOR ECONIC	000 460 7105 000 460 7205 001 460 6705	Length : 879 Cones Ø : d1 Ø 30,0 d2 Ø 27,0 Pipe Ø : 42 Taper : 1 / 10	 Length : 125 Cones Ø : d1 Ø 30,0 d2 Ø 27,0 Taper: 1 / 10 Thread: M30x1,5

008 640 6705

Centre Rod




Model	Oem Ref No	Dimensions	Adjustable Tie Rod End
MERCEDES ACTROS AXOR	002 460 4305 002 460 4405 003 460 4805	Length : 872 Cones Ø : d1 Ø 28,6 d2 Ø 23,9 Pipe Ø : 35 Taper : 1 / 6	 Length : 140 Cones Ø : d1 Ø 28,6 d2 Ø 23,9 Taper: 1 / 6 Thread: M28x1,5

008 640 5905

Centre Rod




Model	Oem Ref No	Dimensions	Adjustable Tie Rod End
MERCEDES ACTROS AXOR ATEGO	002 460 5105 002 460 5205 000 460 4005	Length : 885 Cones Ø : d1 Ø 32,0/30,0 d2 Ø 29,0/27,0 Pipe Ø : 38 Taper : 1 / 10	 Length : 125 Cones Ø : d1 Ø 32,0 d2 Ø 29,0 Taper: 1 / 10 Thread: M30x1,5

130 640 0305

Centre Rod




Model	Oem Ref No	Dimensions	Adjustable Tie Rod End
MERCEDES ATEGO:712/714 /715/717/812/ 815/817/823	970 460 0705 970 460 0905	Length : 846 Cones Ø : d1 Ø 26,0 d2 Ø 23,5 Pipe Ø : 42 Taper : 1 / 10	 Length : 120 Cones Ø : d1 Ø 26,0 d2 Ø 23,5 Taper: 1 / 10 Thread: M30x1,5

008 640 6505

Centre Rod




Model	Oem Ref No	Dimensions	Adjustable Tie Rod End
MERCEDES ACTROS AXOR ATEGO	002 460 4505 002 460 4605 003 460 5005	Length : 890 Cones Ø : d1 Ø 28,6 d2 Ø 23,9 Pipe Ø : 35 Taper : 1 / 6	 Length : 140 Cones Ø : d1 Ø 28,6 d2 Ø 23,9 Taper: 1 / 6 Thread: M28x1,5

136 640 9005

Centre Rod




Model	Oem Ref No	Dimensions	Adjustable Tie Rod End
MERCEDES ATEGO 712/713/714/715/716 717/812/813/814/815 816/817/818/822/823 824/1017/1214/1215 1216/1217/1218/1222 1223/1224/1225/1226 1228/1229/1317/1318 1322/1323/1324/1325 1326/1328/1329/1517 1518/1522/1523/1524 1526/1528/1529/1823 1828/2523/2528/2628	974 460 1005 974 460 1205 003 460 4605 375 460 0005	Length : 895 Cones Ø : d1 Ø 30,0 d2 Ø 27,0 Pipe Ø : 50 Taper : 1 / 10	 Length : 125 Cones Ø : d1 Ø 30,0 d2 Ø 27,0 Taper: 1 / 10 Thread: M30x1,5

008 640 6305

Centre Rod




Model	Oem Ref No	Dimensions	Adjustable Tie Rod End
MERCEDES ACTROS AXOR ATEGO ECONIC MK NG SK	002 460 4705 002 460 4805 003 460 4905	Length : 875 Cones Ø : d1 Ø 28,6 d2 Ø 23,9 Pipe Ø : 40 Taper : 1 / 6	 Length : 115 Cones Ø : d1 Ø 28,6 d2 Ø 23,9 Taper: 1 / 6 Thread: M30x1,5

138 640 9205

Centre Rod




Model	Oem Ref No	Dimensions	Adjustable Tie Rod End
MERCEDES ATEGO	972 460 1805 972 460 2005 003 460 5905	Length : 895 Cones Ø : Ø 30,0/26,0 d2 Ø 27,0/23,5 Pipe Ø : 50 Taper : 1 / 10	 Length : 125 Cones Ø : d1 Ø 30,0 d2 Ø 27,0 Taper: 1 / 10 Thread: M30x1,5

000 640 1805

Centre Rod




Model	Oem Ref No	Dimensions	Adjustable Tie Rod End
MERCEDES ACTROS AXOR ATEGO MK NG SK	000 460 9205 000 460 9305 001 460 6905	Length : 815 Cones Ø : d1 Ø 30,0 d2 Ø 27,0 Pipe Ø : 40 Taper : 1 / 10	 Length : 125 Cones Ø : d1 Ø 30,0 d2 Ø 27,0 Taper: 1 / 10 Thread: M30x1,5

008 640 6105

Centre Rod



Model	Oem Ref No	Dimensions	Adjustable Tie Rod End
MERCEDES AXOR ATEGO	002 460 4905 002 460 5005	Length : 895 Cones Ø : d1 Ø 28,6 d2 Ø 23,9 Pipe Ø : 40 Taper : 1 / 6	 Length : 115 Cones Ø : d1 Ø 28,6 d2 Ø 23,9 Taper: 1 / 6 Thread: M30x1,5

009 640 9705

Centre Rod



Model	Oem Ref No	Dimensions	Adjustable Tie Rod End
MERCEDES ACTROS AXOR	001 460 1305 002 460 0505 001 460 1405 003 460 3205	Length : 1095 Cones Ø : d1 Ø 32,0 d2 Ø 28,8 Pipe Ø : 42 Taper : 1 / 10	

009 640 9905

Centre Rod




Model	Oem Ref No	Dimensions	Adjustable Tie Rod End
MERCEDES ACTROS	001 460 1105 002 460 0405 003 460 3105	Length : 711 Cones Ø : d1 Ø 32,0 d2 Ø 28,8 Pipe Ø : 42 Taper : 1 / 10	

138 640 9605

Centre Rod




Model	Oem Ref No	Dimensions	Adjustable Tie Rod End
MERCEDES ATEGO	972 460 1405 972 460 1605	Length : 837 Cones Ø : d1 Ø 26,0 d2 Ø 23,5 Pipe Ø : 40 Taper : 1 / 10	 Length : 120 Cones Ø : d1 Ø 26,0 d2 Ø 23,5 Taper: 1 / 10 Thread: M30x1,5

009 640 3905

Centre Rod




Model	Oem Ref No	Dimensions	Adjustable Tie Rod End
MERCEDES ACTROS	001 460 7105 000 460 9505	Length : 904 Cones Ø : d1 Ø 32,0 d2 Ø 29,0 Pipe Ø : 52 Taper : 1 / 10	 Length : 125 Cones Ø : d1 Ø 32,0 d2 Ø 29,0 Taper: 1 / 10 Thread: M30x1,5

009 640 0305

Centre Rod



Model	Oem Ref No	Dimensions	Adjustable Tie Rod End
MERCEDES ACTROS	001 460 0705 001 460 0805 001 460 7005	Length : 888 Cones Ø : d1 Ø 30,0 d2 Ø 27,0 Pipe Ø : 38 Taper : 1 / 10	 Length : 125 Cones Ø : d1 Ø 30,0 d2 Ø 27,0 Taper: 1 / 10 Thread: M30x1,5

009 640 4905

Centre Rod




Model	Oem Ref No	Dimensions	Adjustable Tie Rod End
MERCEDES ATEGO ACTROS	001 460 6105 002 460 1205	Length : 1863 Cones Ø : d1 Ø 30,0 d2 Ø 27,0 Pipe Ø : 42 Taper : 1 / 10	

009 640 5905

Centre Rod



Model	Oem Ref No	Dimensions	Adjustable Tie Rod End
MERCEDES ACTROS	001 460 5105 001 460 8105	Length : 905 Cones Ø : d1 Ø 30,0 d2 Ø 27,0 Pipe Ø : 42 Taper : 1 / 10	 Length : 125 Cones Ø : d1 Ø 30,0 d2 Ø 27,0 Taper: 1 / 10 Thread: M30x1,5

009 640 2405

Centre Rod



Model	Oem Ref No	Dimensions	Adjustable Tie Rod End
MERCEDES ACTROS ATEGO	001 460 8605 001 460 8705	Length : 954 Cones Ø : d1 Ø 30,0 d2 Ø 27,0 Pipe Ø : 42 Taper : 1 / 10	

009 640 1005

Centre Rod



Model	Oem Ref No	Dimensions	Adjustable Tie Rod End
MERCEDES ATEGO	001 460 9005	Length : 1558 Cones Ø : d1 Ø 30,0 d2 Ø 27,0 Pipe Ø : 52 Taper : 1 / 10	

008 640 9705

Centre Rod




Model	Oem Ref No	Dimensions	Adjustable Tie Rod End
MERCEDES ACTROS ATEGO	002 460 1305 001 460 8905	Length : 1255 Cones Ø : d1 Ø 30,0 d2 Ø 27,0 Pipe Ø : 42 Taper : 1 / 10	

008 640 1405

Centre Rod




Model	Oem Ref No	Dimensions	Adjustable Tie Rod End
MERCEDES ACTROS	002 460 9605	Length : 860 Cones Ø : d1 Ø 28,6 d2 Ø 23,9 Pipe Ø : 40 Taper : 1 / 6	 Length : 115 Cones Ø : d1 Ø 28,6 d2 Ø 23,9 Taper: 1 / 6 Thread: M30x1,5

009 640 1205

Centre Rod




Model	Oem Ref No	Dimensions	Adjustable Tie Rod End
MERCEDES ACTROS	001 460 9805 001 460 9905 002 460 6405	Length : 866 Cones Ø : d1 Ø 30,0 d2 Ø 27,0 Pipe Ø : 38 Taper : 1 / 10	 Length : 125 Cones Ø : d1 Ø 30,0 d2 Ø 27,0 Taper: 1 / 10 Thread: M30x1,5

130 640 0205

Centre Rod




Model	Oem Ref No	Dimensions	Adjustable Tie Rod End
MERCEDES ATEGO	970 460 0805 970 460 1005	Length : 846 Cones Ø : d1 Ø 26,0 d2 Ø 23,5 Pipe Ø : 42 Taper : 1 / 10	 Length : 120 Cones Ø : d1 Ø 26,0 d2 Ø 23,5 Taper: 1 / 10 Thread: M30x1,5

138 640 9005

Centre Rod




Model	Oem Ref No	Dimensions	Adjustable Tie Rod End
MERCEDES ATEGO	972 460 1005 972 460 1205	Length : 873 Cones Ø : d1 Ø 26,0 d2 Ø 23,5 Pipe Ø : 40 Taper : 1 / 10	 Length : 120 Cones Ø : d1 Ø 26,0 d2 Ø 23,5 Taper: 1 / 10 Thread: M30x1,5

008 640 3505

Centre Rod




Model	Oem Ref No	Dimensions	Adjustable Tie Rod End
MERCEDES ATEGO AXOR	002 460 7505 002 460 1705 002 460 7605	Length : 886 Cones Ø : d1 Ø 30,0 d2 Ø 27,0 Pipe Ø : 38 Taper : 1 / 10	 Length : 125 Cones Ø : d1 Ø 30,0 d2 Ø 27,0 Taper: 1 / 10 Thread: M30x1,5

008 640 4905

Centre Rod




Model	Oem Ref No	Dimensions	Adjustable Tie Rod End
MERCEDES ACTROS AXOR ATEGO	002 460 6105 002 460 6205	Length : 958 Cones Ø : Ø 32,0/30,0 d2 Ø 29,0/27,0 Pipe Ø : 38 Taper : 1 / 10	 Length : 125 Cones Ø : d1 Ø 32,0 d2 Ø 29,0 Taper: 1 / 10 Thread: M30x1,5

735 640 0405

Centre Rod




Model	Oem Ref No	Dimensions	Adjustable Tie Rod End
MERCEDES AXOR	375 460 0605 375 460 1105	Length : 905 Cones Ø : d1 Ø 28,6 d2 Ø 23,9 Pipe Ø : 42 Taper : 1 / 6	 Length : 115 Cones Ø : d1 Ø 28,6 d2 Ø 23,9 Taper: 1 / 6 Thread: M30x1,5

008 640 2305

Centre Rod




Model	Oem Ref No	Dimensions	Adjustable Tie Rod End
MERCEDES ACTROS: 4140/4143/4144 4146/4148/4151 - 8x4 VEHICLES -	002 460 8705 002 460 8605	Length : 883 Cones Ø : d1 Ø 32,0 d2 Ø 29,0 Pipe Ø : 38 Taper : 1 / 10	 Length : 125 Cones Ø : d1 Ø 32,0 d2 Ø 29,0 Taper: 1 / 10 Thread: M30x1,5

136 640 9905

Centre Rod




Model	Oem Ref No	Dimensions	Adjustable Tie Rod End
MERCEDES ATEGO ATEGO 2	974 460 1105 974 460 1305	Length : 894 Cones Ø : d1 Ø 30,0 d2 Ø 27,0 Pipe Ø : 50 Taper : 1 / 10	 Length : 125 Cones Ø : d1 Ø 30,0 d2 Ø 27,0 Taper: 1 / 10 Thread: M30x1,5

008 640 4005

Centre Rod



Model	Oem Ref No	Dimensions	Adjustable Tie Rod End
MERCEDES ACTROS	002 460 6005 002 460 5905 003 460 4105	Length : 935 Cones Ø : Ø 32,0/30,0 d2 Ø 29,0/27,0 Pipe Ø : 38 Taper : 1 / 10	 Length : 125 Cones Ø : d1 Ø 32,0 d2 Ø 29,0 Taper: 1 / 10 Thread: M30x1,5

153 640 0505

Centre Rod



Model	Oem Ref No	Dimensions	Adjustable Tie Rod End
MERCEDES ECONIC	957 460 0505 957 460 0905	Length : 387 Cones Ø : d1 Ø 32,0 d2 Ø 29,0 Pipe Ø : 36 Taper : 1 / 10	

008 640 0405


Centre Rod



Model	Oem Ref No	Dimensions	Adjustable Tie Rod End
MERCEDES ACTROS: 4140/4143/4144 4146/4148/4151 - 8x4 VEHICLES -	002 460 0605	Length : 708 Cones Ø : d1 Ø 32,0 d2 Ø 29,0 Pipe Ø : 40 Taper : 1 / 10	


753 640 7505 Centre Rod



Model	Oem Ref No	Dimensions	Adjustable Tie Rod End
MERCEDES ACTROS ATEGO AXOR O405	357 460 3505 942 330 1003 942 330 1703 942 330 2503	Length : 1281 Cones Ø : d1 Ø 30,0 d2 Ø 27,0 Pipe Ø : 38 Taper : 1 / 10	 Length : 125 Cones Ø : d1 Ø 30,0 d2 Ø 27,0 Taper: 1 / 10 Thread: M30x1,5


138 640 0305 Centre Rod



Model	Oem Ref No	Dimensions	Adjustable Tie Rod End
MERCEDES ATEGO	972 460 0705 972 460 0905	Length : 875 Cones Ø : Ø 30,0/26,0 d2 Ø 27,0/23,5 Pipe Ø : 50 Taper : 1 / 10	 Length : 125 Cones Ø : d1 Ø 30,0 d2 Ø 27,0 Taper: 1 / 10 Thread: M30x1,5


138 640 9105 Centre Rod



Model	Oem Ref No	Dimensions	Adjustable Tie Rod End
MERCEDES ATEGO	972 460 1905 972 460 2105	Length : 1035 Cones Ø : d1 Ø 30,0 d2 Ø 27,0 Pipe Ø : 50 Taper : 1 / 10	 Length : 125 Cones Ø : d1 Ø 30,0 d2 Ø 27,0 Taper: 1 / 10 Thread: M30x1,5

008 640 1705 Centre Rod




Model	Oem Ref No	Dimensions	Adjustable Tie Rod End
MERCEDES ACTROS: 4140/4143/4144 4146/4148/4151 - 8x4 VEHICLES -	002 460 9305 002 460 9205	Length : 953 Cones Ø : d1 Ø 32,0 d2 Ø 29,0 Pipe Ø : 42 Taper : 1 / 10	 Length : 125 Cones Ø : d1 Ø 32,0 d2 Ø 29,0 Taper: 1 / 10 Thread: M30x1,5

168 770 0007

Tie Rod Steering




Model	Oem Ref No	Dimensions	Adjustable Tie Rod End
MERCEDES ACTROS AXOR ATEGO	942 330 0003 942 330 0103 942 330 0203 942 330 0703 942 330 1103 942 330 2303	Length : 1735 Cones Ø : d1 Ø 32,0 d2 Ø 29,0 Pipe Ø : 52 Taper : 1 / 10	 Length : 125 Cones Ø : d1 Ø 32,0 d2 Ø 29,0 Taper: 1 / 10 Thread: M30x1,5

485 770 7807

Tie Rod Steering




Model	Oem Ref No	Dimensions	Adjustable Tie Rod End
MERCEDES ACTROS ATEGO	625 330 3203 944 330 1703 346 330 3903 346 330 4903 944 330 0503 944 330 1303	Length : 1588 Cones Ø : d1 Ø 30,0 d2 Ø 27,0 Pipe Ø : 58 Taper : 1 / 10	 Length : 125 Cones Ø : d1 Ø 30,0 d2 Ø 27,0 Taper: 1 / 10 Thread: M30x1,5

130 770 0007

Tie Rod Steering




Model	Oem Ref No	Dimensions	Adjustable Tie Rod End
MERCEDES ATEGO	970 330 0003 970 330 0103 970 330 0203 970 330 0303 970 330 0403	Length : 1640 Cones Ø : d1 Ø 26,0 d2 Ø 23,5 Pipe Ø : 40 Taper : 1 / 10	 Length : 120 Cones Ø : d1 Ø 26,0 d2 Ø 23,5 Taper: 1 / 10 Thread: M30x1,5

165 770 0007


Tie Rod Steering



Model	Oem Ref No	Dimensions	Adjustable Tie Rod End
MERCEDES ACTROS AXOR ATEGO ECONIC	945 330 0003 945 330 0103 945 330 0403 945 330 0603	Length : 1735 Cones Ø : d1 Ø 32,0 d2 Ø 28,8 Pipe Ø : 62 Taper : 1 / 10	 Length : 145 Cones Ø : d1 Ø 32,0 d2 Ø 28,8 Taper: 1 / 10 Thread: M30x1,5


485 770 9807
Tie Rod Steering



Model	Oem Ref No	Dimensions	Adjustable Tie Rod End
MERCEDES ACTROS AXOR ATEGO ZETROS	625 330 1203 625 330 0903 944 330 0203	Length : 1588 Cones Ø : d1 Ø 38,0 d2 Ø 34,3 Pipe Ø : 60 Taper : 1 / 10	 Length : 135 Cones Ø : d1 Ø 38,0 d2 Ø 34,3 Taper: 1 / 10 Thread: M38x1,5


169 770 0907
Tie Rod Steering



Model	Oem Ref No	Dimensions	Adjustable Tie Rod End
MERCEDES ACTROS AXOR ATEGO	941 330 0103 941 330 0203	Length : 1745 Cones Ø : d1 Ø 32,0 d2 Ø 29,0 Pipe Ø : 48 Taper : 1 / 10	 Length : 125 Cones Ø : d1 Ø 32,0 d2 Ø 29,0 Taper: 1 / 10 Thread: M30x1,5


161 770 9307
Tie Rod Steering



Model	Oem Ref No	Dimensions	Adjustable Tie Rod End
MERCEDES ACTROS AXOR	949 330 1703 949 330 1003	Length : 1596 Cones Ø : d1 Ø 32,0 d2 Ø 29,0 Pipe Ø : 50 Taper : 1 / 10	 Length : 125 Cones Ø : d1 Ø 32,0 d2 Ø 29,0 Taper: 1 / 10 Thread: M30x1,5


485 770 8607
Tie Rod Steering



Model	Oem Ref No	Dimensions	Adjustable Tie Rod End
MERCEDES ACTROS ATEGO MK NG SK	625 330 2403 625 330 1503 625 330 1603 625 330 2503 949 330 0303 949 330 0203 942 330 0803 949 330 0903	Length : 1615 Cones Ø : d1 Ø 32,0 d2 Ø 29,0 Pipe Ø : 50 Taper : 1 / 10	 Length : 125 Cones Ø : d1 Ø 32,0 d2 Ø 29,0 Taper: 1 / 10 Thread: M30x1,5


135 770 0807
Tie Rod Steering



Model	Oem Ref No	Dimensions	Adjustable Tie Rod End
MERCEDES ATEGO	975 330 0203 975 330 0303 975 330 0803 975 330 1703 975 330 2503	Length : 1605 Cones Ø : d1 Ø 30,0 d2 Ø 27,0 Pipe Ø : 40 Taper : 1 / 10	 Length : 125 Cones Ø : d1 Ø 30,0 d2 Ø 27,0 Taper: 1 / 10 Thread: M30x1,5


135 770 0407
Tie Rod Steering



Model	Oem Ref No	Dimensions	Adjustable Tie Rod End
MERCEDES ATEGO	975 330 0603 975 330 0703 975 330 0903	Length : 1560 Cones Ø : d1 Ø 30,0 d2 Ø 27,0 Pipe Ø : 40 Taper : 1 / 10	 Length : 125 Cones Ø : d1 Ø 30,0 d2 Ø 27,0 Taper: 1 / 10 Thread: M30x1,5


165 770 0807
Tie Rod Steering



Model	Oem Ref No	Dimensions	Adjustable Tie Rod End
MERCEDES ACTROS AXOR ATEGO ECONIC	945 330 0203 945 330 0303 945 330 0503	Length : 1465 Cones Ø : d1 Ø 32,0 d2 Ø 29,0 Pipe Ø : 40 Taper : 1 / 10	 Length : 125 Cones Ø : d1 Ø 32,0 d2 Ø 29,0 Taper: 1 / 10 Thread: M30x1,5

168 770 0707
Tie Rod Steering




Model	Oem Ref No	Dimensions	Adjustable Tie Rod End
MERCEDES ACTROS AXOR ATEGO	942 330 0303 942 330 0403 942 330 1603	Length : 1653 Cones Ø : d1 Ø 32,0 d2 Ø 29,0 Pipe Ø : 50 Taper : 1 / 10	 Length : 125 Cones Ø : d1 Ø 32,0 d2 Ø 29,0 Taper: 1 / 10 Thread: M30x1,5

764 770 6007

Tie Rod Steering




Model	Oem Ref No	Dimensions	Adjustable Tie Rod End
MERCEDES ACTROS AXOR ATEGO	346 330 4003 346 330 4603 346 330 4803	Length : 1438 Cones Ø : d1 Ø 30,0 d2 Ø 27,0 Pipe Ø : 58 Taper : 1 / 10	 Length : 125 Cones Ø : d1 Ø 30,0 d2 Ø 27,0 Taper: 1 / 10 Thread: M30x1,5

168 770 0507

Tie Rod Steering




Model	Oem Ref No	Dimensions	Adjustable Tie Rod End
MERCEDES ACTROS AXOR ATEGO	942 330 0503 942 330 0603 942 330 0903	Length : 1565 Cones Ø : d1 Ø 32,0 d2 Ø 29,0 Pipe Ø : 50 Taper : 1 / 10	 Length : 125 Cones Ø : d1 Ø 32,0 d2 Ø 29,0 Taper: 1 / 10 Thread: M30x1,5

161 770 0607

Tie Rod Steering




Model	Oem Ref No	Dimensions	Adjustable Tie Rod End
MERCEDES ACTROS AXOR ATEGO	949 330 0403 949 330 0503 949 330 0803 949 330 1403	Length : 1700 Cones Ø : d1 Ø 32,0 d2 Ø 29,0 Pipe Ø : 52 Taper : 1 / 10	 Length : 125 Cones Ø : d1 Ø 32,0 d2 Ø 29,0 Taper: 1 / 10 Thread: M30x1,5

161 770 9507


Tie Rod Steering



Model	Oem Ref No	Dimensions	Adjustable Tie Rod End
MERCEDES ACTROS AXOR ATEGO	949 330 1503 949 330 1603 949 330 0603	Length : 1687 Cones Ø : d1 Ø 32,0 d2 Ø 29,0 Pipe Ø : 52 Taper : 1 / 10	 Length : 125 Cones Ø : d1 Ø 32,0 d2 Ø 29,0 Taper: 1 / 10 Thread: M30x1,5


723 640 7705 Centre Rod



Model	Oem Ref No	Dimensions	Adjustable Tie Rod End
MERCEDES MK NG SK UNIMOG: U52/60/600/600L	387 460 3305 387 460 1405 387 460 3205 647 460 0105 387 460 0705 647 460 0005	Length : 870 Cones Ø : d1 Ø 30,0 d2 Ø 27,0 Pipe Ø : 40 Taper : 1 / 10	 Length : 125 Cones Ø : d1 Ø 30,0 d2 Ø 27,0 Taper: 1 / 10 Thread: M30x1,5


480 640 7305 Centre Rod



Model	Oem Ref No	Dimensions	Adjustable Tie Rod End
MERCEDES MK NG SK UNIMOG: U52/60/600/600L	620 460 3705 620 460 0005 620 460 2005 620 460 2805 387 460 0405 387 460 5005	Length : 885 Cones Ø : d1 Ø 30,0 d2 Ø 27,0 Pipe Ø : 40 Taper : 1 / 10	 Length : 125 Cones Ø : d1 Ø 30,0 d2 Ø 27,0 Taper: 1 / 10 Thread: M30x1,5


491 640 9905 Centre Rod



Model	Oem Ref No	Dimensions	Adjustable Tie Rod End
MERCEDES MK NG SK	619 460 1105 619 460 4805 619 460 2205	Length : 860 Cones Ø : d1 Ø 30,0 d2 Ø 27,0 Pipe Ø : 40 Taper : 1 / 10	 Length : 125 Cones Ø : d1 Ø 30,0 d2 Ø 27,0 Taper: 1 / 10 Thread: M30x1,5

009 640 8105 Centre Rod




Model	Oem Ref No	Dimensions	Adjustable Tie Rod End
MERCEDES MK	001 460 2905 001 460 3005	Length : 840 Cones Ø : d1 Ø 32,0 d2 Ø 29,0 Pipe Ø : 52 Taper : 1 / 10	 Length : 125 Cones Ø : d1 Ø 32,0 d2 Ø 29,0 Taper: 1 / 10 Thread: M30x1,5

493 640 0005

Centre Rod




Model	Oem Ref No	Dimensions	Adjustable Tie Rod End
MERCEDES NG	617 460 0005 617 460 0205 617 460 2805	Length : 870 Cones Ø : d1 Ø 26,0 d2 Ø 23,5 Pipe Ø : 42 Taper : 1 / 10	 Length : 125 Cones Ø : d1 Ø 26,0 d2 Ø 23,5 Taper: 1 / 10 Thread: M30x1,5

767 640 0605

Centre Rod




Model	Oem Ref No	Dimensions	Adjustable Tie Rod End
MERCEDES MK	343 460 0405 343 460 0805 343 460 1005 343 460 1205 343 460 1405 343 460 1505	Length : 760 Cones Ø : d1 Ø 30,0 d2 Ø 27,0 Pipe Ø : 40 Taper : 1 / 10	 Length : 125 Cones Ø : d1 Ø 30,0 d2 Ø 27,0 Taper: 1 / 10 Thread: M30x1,5

493 640 7505

Centre Rod




Model	Oem Ref No	Dimensions	Adjustable Tie Rod End
MERCEDES NG	617 460 3505 617 460 3605	Length : 875 Cones Ø : d1 Ø 30,0 d2 Ø 27,0 Pipe Ø : 42 Taper : 1 / 10	 Length : 125 Cones Ø : d1 Ø 30,0 d2 Ø 27,0 Taper: 1 / 10 Thread: M30x1,5

009 640 0705

Centre Rod




Model	Oem Ref No	Dimensions	Adjustable Tie Rod End
MERCEDES MK NG SK	001 460 0305 001 460 0405	Length : 840 Cones Ø : d1 Ø 32,0/30,0 d2 Ø 29,0/27,0 Pipe Ø : 48 Taper : 1 / 10	 Length : 125 Cones Ø : d1 Ø 32,0 d2 Ø 29,0 Taper: 1 / 10 Thread: M30x1,5

723 640 0405

Centre Rod




Model	Oem Ref No	Dimensions	Adjustable Tie Rod End
MERCEDES NG	387 460 0605 387 460 4405 387 460 4505	Length : 865 Cones Ø : d1 Ø 26,0 d2 Ø 23,5 Pipe Ø : 40 Taper : 1 / 10	 Length : 125 Cones Ø : d1 Ø 26,0 d2 Ø 23,5 Taper: 1 / 10 Thread: M30x1,5

719 640 0405

Centre Rod




Model	Oem Ref No	Dimensions	Adjustable Tie Rod End
MERCEDES NG SK	391 460 0605 391 460 1205 391 460 1505 391 460 1605	Length : 730 Cones Ø : d1 Ø 30,0 d2 Ø 27,0 Pipe Ø : 40 Taper : 1 / 10	 Length : 125 Cones Ø : d1 Ø 30,0 d2 Ø 27,0 Taper: 1 / 10 Thread: M30x1,5

485 640 8505

Centre Rod




Model	Oem Ref No	Dimensions	Adjustable Tie Rod End
MERCEDES MK NG SK	625 460 2505	Length : 870 Cones Ø : d1 Ø 30,0 d2 Ø 27,0 Pipe Ø : 42 Taper : 1 / 10	 Length : 125 Cones Ø : d1 Ø 30,0 d2 Ø 27,0 Taper: 1 / 10 Thread: M30x1,5

725 640 0205

Centre Rod




Model	Oem Ref No	Dimensions	Adjustable Tie Rod End
MERCEDES NG	385 460 0805 385 460 2005 385 460 3405	Length : 865 Cones Ø : d1 Ø 26,0 d2 Ø 23,5 Pipe Ø : 42 Taper : 1 / 10	 Length : 120 Cones Ø : d1 Ø 26,0 d2 Ø 23,5 Taper: 1 / 10 Thread: M30x1,5

491 640 8505

Centre Rod




Model	Oem Ref No	Dimensions	Adjustable Tie Rod End
MERCEDES MK NG SK	619 460 2505 619 460 2905 619 460 5205	Length : 860 Cones Ø : d1 Ø 30,0 d2 Ø 27,0 Pipe Ø : 42 Taper : 1 / 10	 Length : 125 Cones Ø : d1 Ø 30,0 d2 Ø 27,0 Taper: 1 / 10 Thread: M30x1,5

480 640 0605

Centre Rod




Model	Oem Ref No	Dimensions	Adjustable Tie Rod End
MERCEDES MK NG SK	620 460 0405 620 460 0805 620 460 2905 620 460 3005	Length : 862 Cones Ø : d1 Ø 30,0 d2 Ø 27,0 Pipe Ø : 40 Taper : 1 / 10	 Length : 125 Cones Ø : d1 Ø 30,0 d2 Ø 27,0 Taper: 1 / 10 Thread: M30x1,5

493 640 8605

Centre Rod




Model	Oem Ref No	Dimensions	Adjustable Tie Rod End
MERCEDES MK NG	617 460 2405 617 460 3405	Length : 862 Cones Ø : d1 Ø 30,0 d2 Ø 27,0 Pipe Ø : 42 Taper : 1 / 10	 Length : 125 Cones Ø : d1 Ø 30,0 d2 Ø 27,0 Taper: 1 / 10 Thread: M30x1,5

000 640 1205

Centre Rod




Model	Oem Ref No	Dimensions	Adjustable Tie Rod End
MERCEDES SK	000 460 9805 000 460 9905	Length : 895 Cones Ø : d1 Ø 30,0 d2 Ø 27,0 Pipe Ø : 48 Taper : 1 / 10	 Length : 125 Cones Ø : d1 Ø 30,0 d2 Ø 27,0 Taper: 1 / 10 Thread: M30x1,5

493 640 7805

Centre Rod




Model	Oem Ref No	Dimensions	Adjustable Tie Rod End
MERCEDES NG	617 460 3205 617 460 3305	Length : 875 Cones Ø : d1 Ø 30,0 d2 Ø 27,0 Pipe Ø : 42 Taper : 1 / 10	 Length : 125 Cones Ø : d1 Ø 30,0 d2 Ø 27,0 Taper: 1 / 10 Thread: M30x1,5

009 640 1305

Centre Rod




Model	Oem Ref No	Dimensions	Adjustable Tie Rod End
MERCEDES MK NG	001 460 9705	Length : 860 Cones Ø : d1 Ø 30,0 d2 Ø 27,0 Pipe Ø : 48 Taper : 1 / 10	 Length : 125 Cones Ø : d1 Ø 30,0 d2 Ø 27,0 Taper: 1 / 10 Thread: M30x1,5

493 640 0905

Centre Rod



Model	Oem Ref No	Dimensions	Adjustable Tie Rod End
MERCEDES NG	617 460 0105 617 460 0305 617 460 2905	Length : 870 Cones Ø : d1 Ø 26,0 d2 Ø 23,5 Pipe Ø : 42 Taper : 1 / 10	 Length : 125 Cones Ø : d1 Ø 26,0 d2 Ø 23,5 Taper: 1 / 10 Thread: M30x1,5

000 640 6605

Centre Rod



Model	Oem Ref No	Dimensions	Adjustable Tie Rod End
MERCEDES MK NG SK	000 460 4405 625 460 5005	Length : 1115 Cones Ø : d1 Ø 32,0 d2 Ø 28,8 Pipe Ø : 52 Taper : 1 / 10	


000 640 6705
Centre Rod



Model	Oem Ref No	Dimensions	Adjustable Tie Rod End
MERCEDES MK NG SK	000 460 4305 625 460 4805	Length : 680 Cones Ø : d1 Ø 32,0 d2 Ø 28,8 Pipe Ø : 42 Taper : 1 / 10	


480 640 0905
Centre Rod



Model	Oem Ref No	Dimensions	Adjustable Tie Rod End
MERCEDES NG SK	620 460 0105 620 460 2105 620 460 3805 620 460 3905	Length : 885 Cones Ø : d1 Ø 30,0 d2 Ø 27,0 Pipe Ø : 40 Taper : 1 / 10	 <p>Length : 125 Cones Ø : d1 Ø 30,0 d2 Ø 27,0 Taper: 1 / 10 Thread: M30x1,5</p>


480 640 8605
Centre Rod



Model	Oem Ref No	Dimensions	Adjustable Tie Rod End
MERCEDES NG SK	620 460 2405 620 460 2605 620 460 4005 620 460 4105	Length : 900 Cones Ø : d1 Ø 30,0 d2 Ø 27,0 Pipe Ø : 48 Taper : 1 / 10	 <p>Length : 125 Cones Ø : d1 Ø 30,0 d2 Ø 27,0 Taper: 1 / 10 Thread: M30x1,5</p>

723 640 9505
Centre Rod




Model	Oem Ref No	Dimensions	Adjustable Tie Rod End
MERCEDES MK NG SK	387 460 1505 387 460 3505 387 460 3605 647 460 0205 647 460 0305	Length : 865 Cones Ø : d1 Ø 30,0 d2 Ø 27,0 Pipe Ø : 40 Taper : 1 / 10	 <p>Length : 125 Cones Ø : d1 Ø 30,0 d2 Ø 27,0 Taper: 1 / 10 Thread: M30x1,5</p>

009 640 1405

Centre Rod




Model	Oem Ref No	Dimensions	Adjustable Tie Rod End
MERCEDES SK	001 460 9605	Length : 860 Cones Ø : d1 Ø 30,0 d2 Ø 27,0 Pipe Ø : 48 Taper : 1 / 10	 Length : 125 Cones Ø : d1 Ø 30,0 d2 Ø 27,0 Taper: 1 / 10 Thread: M30x1,5

488 640 0605

Centre Rod




Model	Oem Ref No	Dimensions	Adjustable Tie Rod End
MERCEDES MK NG SK	622 460 0405 622 460 1405 622 460 1505	Length : 820 Cones Ø : d1 Ø 30,0 d2 Ø 27,0 Pipe Ø : 40 Taper : 1 / 10	 Length : 125 Cones Ø : d1 Ø 30,0 d2 Ø 27,0 Taper: 1 / 10 Thread: M30x1,5

488 640 0805

Centre Rod




Model	Oem Ref No	Dimensions	Adjustable Tie Rod End
MERCEDES MK NG SK	622 460 0205 622 460 0305 622 460 0905 622 460 1005	Length : 770 Cones Ø : d1 Ø 30,0 d2 Ø 27,0 Pipe Ø : 60 Taper : 1 / 10	 Length : 125 Cones Ø : d1 Ø 30,0 d2 Ø 27,0 Taper: 1 / 10 Thread: M30x1,5

714 640 7005

Centre Rod



Model	Oem Ref No	Dimensions	Adjustable Tie Rod End
MERCEDES SK	396 460 3005 396 460 4805	Length : 975 Cones Ø : d1 Ø 30,0 d2 Ø 27,0 Pipe Ø : 42 Taper : 1 / 10	 Length : 125 Cones Ø : d1 Ø 30,0 d2 Ø 27,0 Taper: 1 / 10 Thread: M30x1,5

000 640 4405

Centre Rod




Model	Oem Ref No	Dimensions	Adjustable Tie Rod End
MERCEDES MK NG SK	000 460 6605	Length : 1130 Cones Ø : d1 Ø 32,0 d2 Ø 28,8 Pipe Ø : 40 Taper : 1 / 10	

723 640 0005

Centre Rod




Model	Oem Ref No	Dimensions	Adjustable Tie Rod End
MERCEDES NG	387 460 0005 387 460 4805 387 460 4905	Length : 880 Cones Ø : d1 Ø 26,0 d2 Ø 23,5 Pipe Ø : 40 Taper : 1 / 10	 <p>Length : 125 Cones Ø : d1 Ø 26,0 d2 Ø 23,5 Taper: 1 / 10 Thread: M30x1,5</p>

755 640 6305

Centre Rod




Model	Oem Ref No	Dimensions	Adjustable Tie Rod End
MERCEDES MK	355 460 4705 355 460 2805 355 460 2305	Length : 680 Cones Ø : d1 Ø 26,0 d2 Ø 23,5 Pipe Ø : 42 Taper : 1 / 10	 <p>Length : 125 Cones Ø : d1 Ø 26,0 d2 Ø 23,5 Taper: 1 / 10 Thread: M30x1,5</p>

480 640 7605

Centre Rod



Model	Oem Ref No	Dimensions	Adjustable Tie Rod End
MERCEDES NG SK	620 460 3405 620 460 0905 620 460 3305 620 460 0505	Length : 865 Cones Ø : d1 Ø 30,0 d2 Ø 27,0 Pipe Ø : 40 Taper : 1 / 10	 <p>Length : 125 Cones Ø : d1 Ø 30,0 d2 Ø 27,0 Taper: 1 / 10 Thread: M30x1,5</p>

485 640 3405

Centre Rod




Model	Oem Ref No	Dimensions	Adjustable Tie Rod End
MERCEDES MK NG SK	625 460 7605 000 460 4005 625 460 3605 000 460 5405	Length : 650 Cones Ø : d1 Ø 32,0 d2 Ø 28,8 Pipe Ø : 42 Taper : 1 / 10	

009 640 6805

Centre Rod




Model	Oem Ref No	Dimensions	Adjustable Tie Rod End
MERCEDES SK	001 460 4205	Length : 905 Cones Ø : d1 Ø 32,0 d2 Ø 29,0 Pipe Ø : 48 Taper : 1 / 10	 <p>Length : 125 Cones Ø : d1 Ø 32,0 d2 Ø 29,0 Taper : 1 / 10 Thread : M30x1,5</p>

000 640 9905

Centre Rod




Model	Oem Ref No	Dimensions	Adjustable Tie Rod End
MERCEDES MK	000 460 1105 000 460 1005	Length : 825 Cones Ø : d1 Ø 30,0 d2 Ø 27,0 Pipe Ø : 42 Taper : 1 / 10	 <p>Length : 125 Cones Ø : d1 Ø 30,0 d2 Ø 27,0 Taper : 1 / 10 Thread : M30x1,5</p>

009 640 0405

Centre Rod



Model	Oem Ref No	Dimensions	Adjustable Tie Rod End
MERCEDES SK	001 460 0605 001 460 0505	Length : 870 Cones Ø : d1 Ø 32,0 d2 Ø 27,0 Pipe Ø : 42 Taper : 1 / 10	 <p>Length : 125 Cones Ø : d1 Ø 32,0 d2 Ø 29,0 Taper : 1 / 10 Thread : M30x1,5</p>

000 640 5505

Centre Rod




Model	Oem Ref No	Dimensions	Adjustable Tie Rod End
MERCEDES MK NG SK	000 460 5505 000 460 4105 625 460 4205 625 460 7805	Length : 1242 Cones Ø : d1 Ø 32,0 d2 Ø 28,8 Pipe Ø : 52 Taper : 1 / 10	

000 640 6505

Centre Rod




Model	Oem Ref No	Dimensions	Adjustable Tie Rod End
MERCEDES MK NG SK	000 460 4505 002 460 8305 625 460 8005	Length : 870 Cones Ø : d1 Ø 32,0 d2 Ø 29,0 Pipe Ø : 48 Taper : 1 / 10	 <p>Length : 125 Cones Ø : d1 Ø 32,0 d2 Ø 29,0 Taper: 1 / 10 Thread: M30x1,5</p>

009 640 8505

Centre Rod




Model	Oem Ref No	Dimensions	Adjustable Tie Rod End
MERCEDES MK	001 460 2505 001 460 2705	Length : 860 Cones Ø : d1 Ø 32,0 d2 Ø 29,0 Pipe Ø : 52 Taper : 1 / 10	 <p>Length : 125 Cones Ø : d1 Ø 32,0 d2 Ø 29,0 Taper: 1 / 10 Thread: M30x1,5</p>

000 640 6405

Centre Rod



Model	Oem Ref No	Dimensions	Adjustable Tie Rod End
MERCEDES SK	000 460 4605 000 460 8105	Length : 870 Cones Ø : d1 Ø 32,0 d2 Ø 29,0 Pipe Ø : 48 Taper : 1 / 10	 <p>Length : 125 Cones Ø : d1 Ø 32,0 d2 Ø 29,0 Taper: 1 / 10 Thread: M30x1,5</p>

000 640 6105

Centre Rod




Model	Oem Ref No	Dimensions	Adjustable Tie Rod End
MERCEDES MK NG SK	000 460 4905	Length : 1190 Cones Ø : d1 Ø 32,0 d2 Ø 29,0 Pipe Ø : 40 Taper : 1 / 10	

435 640 8805

Centre Rod




Model	Oem Ref No	Dimensions	Adjustable Tie Rod End
MERCEDES LK LN2	675 460 2205 675 460 1005 675 460 1605 675 460 2805	Length : 785 Cones Ø : d1 Ø 26,0/22,0 d2 Ø 23,5/20,0 Pipe Ø : 40 Taper : 1 / 10	 <p>Length : 125 Cones Ø : d1 Ø 26,0 d2 Ø 23,5 Taper: 1 / 10 Thread: M30x1,5</p>

434 640 9905

Centre Rod




Model	Oem Ref No	Dimensions	Adjustable Tie Rod End
MERCEDES LK LN2	676 460 1105 676 460 0105 676 460 0605 676 460 1505	Length : 780 Cones Ø : d1 Ø 26,0 d2 Ø 23,5 Pipe Ø : 40 Taper : 1 / 10	 <p>Length : 125 Cones Ø : d1 Ø 26,0 d2 Ø 23,5 Taper: 1 / 10 Thread: M30x1,5</p>

435 640 7005

Centre Rod




Model	Oem Ref No	Dimensions	Adjustable Tie Rod End
MERCEDES LK LN2	675 460 3005 675 460 2405 675 460 3305 675 460 1205 675 460 1805	Length : 720 Cones Ø : d1 Ø 26,0/22 d2 Ø 23,5/20,0 Pipe Ø : 40 Taper : 1 / 10	 <p>Length : 125 Cones Ø : d1 Ø 26,0 d2 Ø 23,5 Taper: 1 / 10 Thread: M30x1,5</p>

727 640 6605

Centre Rod




Model	Oem Ref No	Dimensions	Adjustable Tie Rod End
MERCEDES LK LN2 NG	383 460 4405 383 460 1405 383 460 2305 383 460 0605	Length : 890 Cones Ø : d1 Ø 26,0 d2 Ø 23,5 Pipe Ø : 42 Taper : 1 / 10	 Length : 125 Cones Ø : d1 Ø 26,0 d2 Ø 23,5 Taper: 1 / 10 Thread: M30x1,5

437 640 0805

Centre Rod




Model	Oem Ref No	Dimensions	Adjustable Tie Rod End
MERCEDES LK LN2	673 460 0205 673 460 0405 673 460 0605 673 460 0805	Length : 725 Cones Ø : d1 Ø 22,0 d2 Ø 19,9 Pipe Ø : 36 Taper : 1 / 10	 Length : 115 Cones Ø : d1 Ø 22,0 d2 Ø 19,9 Taper: 1 / 10 Thread: M30x1,5

727 640 0205

Centre Rod




Model	Oem Ref No	Dimensions	Adjustable Tie Rod End
MERCEDES LK LN2 NG	383 460 0805 383 460 1605 383 460 2405 383 460 4505	Length : 895 Cones Ø : d1 Ø 22,0 d2 Ø 19,9 Pipe Ø : 40 Taper : 1 / 10	 Length : 115 Cones Ø : d1 Ø 22,0 d2 Ø 19,9 Taper: 1 / 10 Thread: M30x1,5

434 640 9105


Centre Rod



Model	Oem Ref No	Dimensions	Adjustable Tie Rod End
MERCEDES LK LN2	676 460 1905 676 460 2105	Length : 783 Cones Ø : d1 Ø 26,0 d2 Ø 23,5 Pipe Ø : 42 Taper : 1 / 10	 Length : 125 Cones Ø : d1 Ø 26,0 d2 Ø 23,5 Taper: 1 / 10 Thread: M30x1,5


434 640 7905 Centre Rod



Model	Oem Ref No	Dimensions	Adjustable Tie Rod End
MERCEDES LK LN2	676 460 3105	Length : 783 Cones Ø : d1 Ø 26,0 d2 Ø 23,5 Pipe Ø : 42 Taper : 1 / 10	 Length : 120 Cones Ø : d1 Ø 26,0 d2 Ø 23,5 Taper: 1 / 10 Thread: M30x1,5


435 640 9705 Centre Rod



Model	Oem Ref No	Dimensions	Adjustable Tie Rod End
MERCEDES LK LN2	675 460 1305 675 460 1905 675 460 2505 675 460 3105	Length : 709 Cones Ø : d1 Ø 26,0 d2 Ø 23,5 Pipe Ø : 40 Taper : 1 / 10	 Length : 125 Cones Ø : d1 Ø 26,0 d2 Ø 23,5 Taper: 1 / 10 Thread: M30x1,5


727 640 0305 Centre Rod



Model	Oem Ref No	Dimensions	Adjustable Tie Rod End
MERCEDES LK LN2 NG	383 460 0705 383 460 1505 383 460 6005 383 460 6105	Length : 890 Cones Ø : d1 Ø 26,0 d2 Ø 23,5 Pipe Ø : 40 Taper : 1 / 10	 Length : 125 Cones Ø : d1 Ø 26,0 d2 Ø 23,5 Taper: 1 / 10 Thread: M30x1,5

434 640 9805 Centre Rod




Model	Oem Ref No	Dimensions	Adjustable Tie Rod End
MERCEDES LK LN2	676 460 1205 676 460 1605	Length : 780 Cones Ø : d1 Ø 26,0 d2 Ø 23,5 Pipe Ø : 40 Taper : 1 / 10	 Length : 125 Cones Ø : d1 Ø 26,0 d2 Ø 23,5 Taper: 1 / 10 Thread: M30x1,5

435 640 9905

Centre Rod




Model	Oem Ref No	Dimensions	Adjustable Tie Rod End
MERCEDES LK LN2	675 460 1105 675 460 1705 675 460 2305 675 460 2905	Length : 780 Cones Ø : d1 Ø 26,0 d2 Ø 23,5 Pipe Ø : 40 Taper : 1 / 10	 Length : 125 Cones Ø : d1 Ø 26,0 d2 Ø 23,5 Taper: 1 / 10 Thread: M30x1,5

435 640 6805

Centre Rod




Model	Oem Ref No	Dimensions	Adjustable Tie Rod End
MERCEDES LK LN2	675 460 4205	Length : 813 Cones Ø : d1 Ø 26,0 d2 Ø 23,5 Pipe Ø : 42 Taper : 1 / 10	 Length : 120 Cones Ø : d1 Ø 26,0 d2 Ø 23,5 Taper: 1 / 10 Thread: M30x1,5

436 640 0605

Centre Rod




Model	Oem Ref No	Dimensions	Adjustable Tie Rod End
MERCEDES LK LN2	674 460 0405	Length : 780 Cones Ø : d1 Ø 26,0 d2 Ø 23,5 Pipe Ø : 40 Taper : 1 / 10	 Length : 125 Cones Ø : d1 Ø 26,0 d2 Ø 23,5 Taper: 1 / 10 Thread: M30x1,5

434 640 7805

Centre Rod




Model	Oem Ref No	Dimensions	Adjustable Tie Rod End
MERCEDES LK LN2 - FOR RIGHT HAND DRIVE VEHICLES -	676 460 3205 676 460 2005 676 460 2205	Length : 783 Cones Ø : d1 Ø 26,0 d2 Ø 23,5 Pipe Ø : 42 Taper : 1 / 10	 Length : 120 Cones Ø : d1 Ø 26,0 d2 Ø 23,5 Taper: 1 / 10 Thread: M30x1,5

794 640 0405

Centre Rod




Model	Oem Ref No	Dimensions	Adjustable Tie Rod End
MERCEDES LP,LPL,LPK LPKF,LPKO LPO,LPS,LPLS	316 460 0605 316 460 0705 316 460 0805 316 460 0905	Length : 533 Cones Ø : d1 Ø 22,0 d2 Ø 19,9 Pipe Ø : 36 Taper : 1 / 10	 Length : 115 Cones Ø : d1 Ø 22,0 d2 Ø 19,9 Taper: 1 / 10 Thread: M30x1,5

758 640 8705

Centre Rod



Model	Oem Ref No	Dimensions	Adjustable Tie Rod End
MERCEDES LA LAS LAK	352 460 2305 352 460 3105 352 460 3205 352 460 4805 352 460 4905 352 460 5605	Length : 625 Cones Ø : d1 Ø 22,0 d2 Ø 19,9 Pipe Ø : 36 Taper : 1 / 10	 Length : 115 Cones Ø : d1 Ø 22,0 d2 Ø 19,9 Taper: 1 / 10 Thread: M30x1,5

796 640 0205

Centre Rod



Model	Oem Ref No	Dimensions	Adjustable Tie Rod End
MERCEDES LP,LPK,LPKF LPKO,LPO,LPS LPLS	314 460 0805	Length : 560 Cones Ø : d1 Ø 20,0 d2 Ø 18,0 Pipe Ø : 28 Taper : 1 / 10	

29 64490 4454

Centre Rod



Model	Oem Ref No	Dimensions	Adjustable Tie Rod End
MERCEDES LP,LPK,LPKF LPKO,LPO,LPS LPLS	81.46610.6656 81.46610.6659 81.46611.6006	Length : 560 Cones Ø : d1 Ø 18,0 d2 Ø 16,2 Pipe Ø : 28 Taper : 1 / 10	

758 640 8905

Centre Rod



Model	Oem Ref No	Dimensions	Adjustable Tie Rod End
MERCEDES LP LPS 911	352 460 2105 352 460 2905 352 460 4605 352 460 5505	Length : 680 Cones Ø : d1 Ø 22,0 d2 Ø 19,9 Pipe Ø : 40 Taper : 1 / 10	

758 640 9005

Centre Rod



Model	Oem Ref No	Dimensions	Adjustable Tie Rod End
MERCEDES LP LPS 911	352 460 1005 352 460 1905 352 460 2705 352 460 4405 352 460 5405	Length : 865 Cones Ø : d1 Ø 22,0 d2 Ø 20,0 Pipe Ø : 40 Taper : 1 / 10	

758 640 8805

Centre Rod



Model	Oem Ref No	Dimensions	Adjustable Tie Rod End
MERCEDES LP LPS 911	352 460 2205 352 460 3005 352 460 5805	Length : 668 Cones Ø : d1 Ø 22,0 d2 Ø 20,0 Pipe Ø : 40 Taper : 1 / 10	

740 780 0921

Centre Rod




Model	Oem Ref No	Dimensions	Adjustable Tie Rod End
MERCEDES LP,LPS911,113BL LK,LS,LKO,LF LAF, 1313L,LK LS,LKO,LF 1513 L,LA,LK,LS,LAK LKO,LAKO	360 320 0189 360 320 0789 360 320 1089	Length : 260 Cones Ø : d1 Ø 18,0 d2 Ø 16,2 Pipe Ø : 24 Taper : 1 / 10	

29 64490 4820

Tie Rod Steering




Model	Oem Ref No	Dimensions	Adjustable Tie Rod End
MERCEDES LK / LN2 MK NG SK	371 330 7003 393 330 0003 393 330 0203 393 330 0303 393 330 0403	Length : 1615 Cones Ø : d1 Ø 30,0 d2 Ø 27,0 Pipe Ø : 50 Taper : 1 / 10	 Length : 125 Cones Ø : d1 Ø 30,0 d2 Ø 27,0 Taper: 1 / 10 Thread: M30x1,5

725 770 0507

Tie Rod Steering




Model	Oem Ref No	Dimensions	Adjustable Tie Rod End
MERCEDES LK/LN2 MK NG	385 330 0503 385 330 0603 385 330 1103 385 330 1403 385 330 1503	Length : 1611 Cones Ø : d1 Ø 26,0 d2 Ø 23,5 Pipe Ø : 46 Taper : 1 / 10	 Length : 120 Cones Ø : d1 Ø 26,0 d2 Ø 23,5 Taper: 1 / 10 Thread: M30x1,5

767 770 0907

Tie Rod Steering




Model	Oem Ref No	Dimensions	Adjustable Tie Rod End
MERCEDES MK,NG,SK UNIMOG: U52,U60,U600 U600L	343 330 0103 343 330 0303 343 330 0403	Length : 1550 Cones Ø : d1 Ø 30,0 d2 Ø 27,0 Pipe Ø : 50 Taper : 1 / 10	 Length : 125 Cones Ø : d1 Ø 30,0 d2 Ø 27,0 Taper: 1 / 10 Thread: M30x1,5

433 770 0707

Tie Rod Steering




Model	Oem Ref No	Dimensions	Adjustable Tie Rod End
MERCEDES LK/LN2 SK	677 330 0303 677 330 0403	Length : 1570 Cones Ø : d1 Ø 26,0 d2 Ø 23,5 Pipe Ø : 40 Taper : 1 / 10	 Length : 120 Cones Ø : d1 Ø 26,0 d2 Ø 23,5 Taper: 1 / 10 Thread: M30x1,5

480 770 0507

Tie Rod Steering




Model	Oem Ref No	Dimensions	Adjustable Tie Rod End
MERCEDES MK NG SK	620 330 0503 620 330 0603	Length : 1670 Cones Ø : d1 Ø 30,0 d2 Ø 27,0 Pipe Ø : 50 Taper : 1 / 10	 Length : 125 Cones Ø : d1 Ø 30,0 d2 Ø 27,0 Taper: 1 / 10 Thread: M30x1,5

719 770 9007

Tie Rod Steering




Model	Oem Ref No	Dimensions	Adjustable Tie Rod End
MERCEDES MK NG SK	391 330 1003 391 330 0603 391 330 1203 391 330 0803	Length : 1190 Cones Ø : d1 Ø 26,0 d2 Ø 23,5 Pipe Ø : 40 Taper : 1 / 10	 Length : 120 Cones Ø : d1 Ø 26,0 d2 Ø 23,5 Taper: 1 / 10 Thread: M30x1,5

493 770 0807

Tie Rod Steering




Model	Oem Ref No	Dimensions	Adjustable Tie Rod End
MERCEDES LK/LN2 MK NG	617 330 0203 617 330 0303	Length : 1610 Cones Ø : d1 Ø 30,0 d2 Ø 27,0 Pipe Ø : 46 Taper : 1 / 10	 Length : 125 Cones Ø : d1 Ø 30,0 d2 Ø 27,0 Taper: 1 / 10 Thread: M30x1,5

758 770 8507

Tie Rod Steering




Model	Oem Ref No	Dimensions	Adjustable Tie Rod End
MERCEDES NG 2636 - 6x6	352 330 2503 352 330 1703 352 330 2703	Length : 1648 Cones Ø : d1 Ø 22,0 d2 Ø 20,0 Pipe Ø : 50 Taper : 1 / 10	 Length : 101 Cones Ø : d1 Ø 22,0 d2 Ø 20,0 Taper: 1 / 10 Thread: M28x1,5

764 770 8107

Tie Rod Steering




Model	Oem Ref No	Dimensions	Adjustable Tie Rod End
MERCEDES MK:1831/2431/ 2531	346 330 2903 346 330 4303 346 330 4403 346 330 5003	Length : 1560 Cones Ø : d1 Ø 26,0 d2 Ø 23,5 Pipe Ø : 50 Taper : 1 / 10	 Length : 120 Cones Ø : d1 Ø 26,0 d2 Ø 23,5 Taper: 1 / 10 Thread: M30x1,5

725 770 9707

Tie Rod Steering




Model	Oem Ref No	Dimensions	Adjustable Tie Rod End
MERCEDES LK/LN2 MK NG	385 330 1303 385 330 2103 385 330 2203	Length : 1635 Cones Ø : d1 Ø 30,0 d2 Ø 27,0 Pipe Ø : 60 Taper : 1 / 10	 Length : 125 Cones Ø : d1 Ø 30,0 d2 Ø 27,0 Taper: 1 / 10 Thread: M30x1,5

725 770 0807

Tie Rod Steering




Model	Oem Ref No	Dimensions	Adjustable Tie Rod End
MERCEDES MK NG	385 330 0203 385 330 0803 385 330 1603 385 330 1803	Length : 1635 Cones Ø : d1 Ø 26,0 d2 Ø 23,5 Pipe Ø : 52 Taper : 1 / 10	 Length : 120 Cones Ø : d1 Ø 26,0 d2 Ø 23,5 Taper: 1 / 10 Thread: M30x1,5

29 64490 4454

Centre Rod




Model	Oem Ref No	Dimensions	Adjustable Tie Rod End
MERCEDES LK/LN2 LP NG	358 330 0103 358 330 0503 381 330 0303 381 330 0503 381 330 0603 381 330 0703	Length : 1638 Cones Ø : d1 Ø 22,0 d2 Ø 20,0 Pipe Ø : 36 Taper : 1 / 10	 Length : 101 Cones Ø : d1 Ø 22,0 d2 Ø 20,0 Taper: 1 / 10 Thread: M28x1,5

758 770 9107

Tie Rod Steering




Model	Oem Ref No	Dimensions	Adjustable Tie Rod End
MERCEDES SK:2629 - 6x6 3536 - 6x4	352 330 1903 352 330 2003 352 330 2303 352 330 2403	Length : 1626 Cones Ø : d1 Ø 22,0 d2 Ø 20,0 Pipe Ø : 50 Taper : 1 / 10	 Length : 101 Cones Ø : d1 Ø 22,0 d2 Ø 20,0 Taper: 1 / 10 Thread: M28x1,5

485 770 9007

Tie Rod Steering




Model	Oem Ref No	Dimensions	Adjustable Tie Rod End
MERCEDES MK NG SK	625 330 1003 625 330 2803 625 330 2903	Length : 1531 Cones Ø : d1 Ø 32,0 d2 Ø 29,0 Pipe Ø : 52 Taper : 1 / 10	 Length : 125 Cones Ø : d1 Ø 32,0 d2 Ø 29,0 Taper: 1 / 10 Thread: M30x1,5

719 770 0607

Tie Rod Steering




Model	Oem Ref No	Dimensions	Adjustable Tie Rod End
MERCEDES NG	391 330 0403 391 330 0703 391 330 0903 391 330 1103	Length : 1245 Cones Ø : d1 Ø 26,0 d2 Ø 23,5 Pipe Ø : 40 Taper : 1 / 10	 Length : 120 Cones Ø : d1 Ø 26,0 d2 Ø 23,5 Taper: 1 / 10 Thread: M30x1,5

725 770 0607

Tie Rod Steering




Model	Oem Ref No	Dimensions	Adjustable Tie Rod End
MERCEDES MK NG SK	385 330 0403 385 330 1903 385 330 2003	Length : 1565 Cones Ø : d1 Ø 30,0 d2 Ø 27,0 Pipe Ø : 50 Taper : 1 / 10	 Length : 125 Cones Ø : d1 Ø 30,0 d2 Ø 27,0 Taper: 1 / 10 Thread: M30x1,5

434 770 0207

Tie Rod Steering




Model	Oem Ref No	Dimensions	Adjustable Tie Rod End
MERCEDES LK/LN2 0301 0402	676 330 0803 676 330 1003	Length : 1540 Cones Ø : d1 Ø 26,0 d2 Ø 23,5 Pipe Ø : 40 Taper : 1 / 10	 Length : 120 Cones Ø : d1 Ø 26,0 d2 Ø 23,5 Taper: 1 / 10 Thread: M30x1,5

434 770 0807

Tie Rod Steering




Model	Oem Ref No	Dimensions	Adjustable Tie Rod End
MERCEDES LK/LN2 : 709/ 711/809/811/814 817/914/917/ 0 814	676 330 0203 676 330 0403 676 330 0703 676 330 0903	Length : 1550 Cones Ø : d1 Ø 22,0 d2 Ø 20,0 Pipe Ø : 40 Taper : 1 / 10	 Length : 101 Cones Ø : d1 Ø 22,0 d2 Ø 20,0 Taper: 1 / 10 Thread: M28x1,5

794 770 0807

Tie Rod Steering




Model	Oem Ref No	Dimensions	Adjustable Tie Rod End
MERCEDES LP,LPK,LPKF LPKO,LPO,LPS LPLS	316 330 0203 316 330 0603 316 330 0703	Length : 1454 Cones Ø : d1 Ø 20,0 d2 Ø 18,0 Pipe Ø : 36 Taper : 1 / 10	 Length : 95 Cones Ø : d1 Ø 20,0 d2 Ø 18,0 Taper: 1 / 10 Thread: M24x1,5

673 640 0905

Centre Rod




Model	Oem Ref No	Dimensions	Adjustable Tie Rod End
MERCEDES UNIMOG: 1000-1350 1400-1750 1800-2050 2100-2450 2500-5000	437 460 0105 425 460 0105 425 460 0205 425 460 0305 425 460 0405 437 460 0005	Length : 1000 Cones Ø : d1 Ø 26,0 d2 Ø 23,5 Pipe Ø : 38 Taper : 1 / 10	 Length : 120 Cones Ø : d1 Ø 26,0 d2 Ø 23,5 Taper: 1 / 10 Thread: M30x1,5

683 640 0005

Centre Rod




Model	Oem Ref No	Dimensions	Adjustable Tie Rod End
MERCEDES UNIMOG: 1000-1350 1400-1750	427 460 0005 427 460 0105 427 460 0305 427 460 0405	Length : 882 Cones Ø : d1 Ø 26,0 d2 Ø 23,5 Pipe Ø : 38 Taper : 1 / 10	 Length : 120 Cones Ø : d1 Ø 26,0 d2 Ø 23,5 Taper: 1 / 10 Thread: M30x1,5

604 640 0705

Centre Rod




Model	Oem Ref No	Dimensions	Adjustable Tie Rod End
MERCEDES UNIMOG: 32-100 550-900 1000-1350	406 460 0305 406 460 0605 406 460 0705	Length : 1015 Cones Ø : d1 Ø 26,0 d2 Ø 23,5 Pipe Ø : 38 Taper : 1 / 10	 Length : 120 Cones Ø : d1 Ø 26,0 d2 Ø 23,5 Taper: 1 / 10 Thread: M30x1,5

686 770 0707

Tie Rod Steering




Model	Oem Ref No	Dimensions	Adjustable Tie Rod End
MERCEDES UNIMOG: U1000/U1200 U1250/U1350 U1400/U1450 U1550/U1700	424 330 0303	Length : 1170 Cones Ø : d1 Ø 26,0 d2 Ø 23,5 Pipe Ø : 46 Taper : 1 / 10	 Length : 120 Cones Ø : d1 Ø 26,0 d2 Ø 23,5 Taper: 1 / 10 Thread: M30x1,5

694 770 0007


Tie Rod Steering



Model	Oem Ref No	Dimensions	Adjustable Tie Rod End
MERCEDES UNIMOG: U54,U65,U66,U72 U80,U100,U110, U125,U800,U900 U1100,U1150	416 330 0003	Length : 1132 Cones Ø : d1 Ø 22,0 d2 Ø 20,0 Pipe Ø : 46 Taper : 1 / 10	 Length : 106 Cones Ø : d1 Ø 22,0 d2 Ø 20,0 Taper: 1 / 10 Thread: M24x1,5


764 640 0005 Centre Rod



Model	Oem Ref No	Dimensions	Adjustable Tie Rod End
MERCEDES	346 460 0005 346 460 0105 346 460 5005	Length : 775 Cones Ø : d1 Ø 26,0 d2 Ø 23,5 Pipe Ø : 40 Taper : 1 / 10	 Length : 125 Cones Ø : d1 Ø 26,0 d2 Ø 23,5 Taper: 1 / 10 Thread: M30x1,5


758 640 2905 Centre Rod



Model	Oem Ref No	Dimensions	Adjustable Tie Rod End
MERCEDES	352 460 8105 352 460 8505 355 460 1405 355 460 2705 355 460 4905	Length : 845 Cones Ø : d1 Ø 26,0 d2 Ø 23,5 Pipe Ø : 42 Taper : 1 / 10	 Length : 125 Cones Ø : d1 Ø 26,0 d2 Ø 23,5 Taper: 1 / 10 Thread: M30x1,5


708 640 9605 Centre Rod



Model	Oem Ref No	Dimensions	Adjustable Tie Rod End
MERCEDES	302 460 1405 302 460 2005	Length : 1340 Cones Ø : d1 Ø 26,0 d2 Ø 23,5 Pipe Ø : 38 Taper : 1 / 10	 Length : 120 Cones Ø : d1 Ø 26,0 d2 Ø 23,5 Taper: 1 / 10 Thread: M30x1,5

714 640 5205 Centre Rod



Model	Oem Ref No	Dimensions	Adjustable Tie Rod End
MERCEDES	396 460 5805 396 460 5905	Length : 1100 Cones Ø : d1 Ø 30,0/26 d2 Ø 27,0/23,5 Pipe Ø : 42 Taper : 1 / 10	 Length : 150 Cones Ø : d1 Ø 30,0 d2 Ø 27,0 Taper: 1 / 10 Thread: M30x1,5


714 640 5705 Centre Rod



Model	Oem Ref No	Dimensions	Adjustable Tie Rod End
MERCEDES	396 460 5305	Length : 780 Cones Ø : d1 Ø 30,0 d2 Ø 27,0 Pipe Ø : 50 Taper : 1 / 10	


755 640 5005 Centre Rod



Model	Oem Ref No	Dimensions	Adjustable Tie Rod End
MERCEDES	355 460 5005 355 460 2505 355 460 3005	Length : 830 Cones Ø : d1 Ø 30,0 d2 Ø 27,0 Pipe Ø : 42 Taper : 1 / 10	 <p>Length : 125 Cones Ø : d1 Ø 30,0 d2 Ø 27,0 Taper : 1 / 10 Thread: M30x1,5</p>

708 640 7205 Centre Rod



Model	Oem Ref No	Dimensions	Adjustable Tie Rod End
MERCEDES	302 460 3805 302 460 1805 302 460 3705 373 460 0805 302 460 2405 302 460 1605	Length : 968 Cones Ø : d1 Ø 26,0 d2 Ø 23,5 Pipe Ø : 40 Taper : 1 / 10	 <p>Length : 120 Cones Ø : d1 Ø 26,0 d2 Ø 23,5 Taper: 1 / 10 Thread: M30x1,5</p>

755 640 4005 Centre Rod




Model	Oem Ref No	Dimensions	Adjustable Tie Rod End
MERCEDES	355 460 6005 355 460 5905 355 460 1505 345 460 7405 384 460 8505	Length : 650 Cones Ø : d1 Ø 26,0 d2 Ø 23,5 Pipe Ø : 40 Taper : 1 / 10	

721 770 0907

Tie Rod Steering




Model	Oem Ref No	Dimensions	Adjustable Tie Rod End
MERCEDES	389 330 0103	Length : 1620 Cones Ø : d1 Ø 26,0 d2 Ø 23,5 Pipe Ø : 50 Taper : 1 / 10	 Length : 120 Cones Ø : d1 Ø 26,0 d2 Ø 23,5 Taper: 1 / 10 Thread: M30x1,5

753 640 9605

Centre Rod




Model	Oem Ref No	Dimensions	Adjustable Tie Rod End
MERCEDES	357 460 1405 357 460 1505	Length : 1066 Cones Ø : d1 Ø 26,0 d2 Ø 23,5 Pipe Ø : 40 Taper : 1 / 10	 Length : 120 Cones Ø : d1 Ø 26,0 d2 Ø 23,5 Taper: 1 / 10 Thread: M30x1,5

758 640 2905

Centre Rod




Model	Oem Ref No	Dimensions	Adjustable Tie Rod End
MERCEDES	352 460 8105 352 460 8505 355 460 1405 355 460 2705 355 460 4905	Length : 845 Cones Ø : d1 Ø 26,0 d2 Ø 23,5 Pipe Ø : 42 Taper : 1 / 10	 Length : 125 Cones Ø : d1 Ø 26,0 d2 Ø 23,5 Taper: 1 / 10 Thread: M30x1,5

708 640 9605


Centre Rod



Model	Oem Ref No	Dimensions	Adjustable Tie Rod End
MERCEDES	302 460 1405 302 460 2005	Length : 1340 Cones Ø : d1 Ø 26,0 d2 Ø 23,5 Pipe Ø : 38 Taper : 1 / 10	 Length : 150 Cones Ø : d1 Ø 26,0 d2 Ø 23,5 Taper: 1 / 10 Thread: M30x1,5

714 640 5205
Centre Rod



Model	Oem Ref No	Dimensions	Adjustable Tie Rod End
MERCEDES	396 460 5805 396 460 5905	Length : 1100 Cones Ø : d1 Ø 30,0/26 d2 Ø 27,0/23,5 Pipe Ø : 42 Taper : 1 / 10	 Length : 150 Cones Ø : d1 Ø 30,0 d2 Ø 27,0 Taper: 1 / 10 Thread: M30x1,5


714 640 5705
Centre Rod



Model	Oem Ref No	Dimensions	Adjustable Tie Rod End
MERCEDES	396 460 5305	Length : 780 Cones Ø : d1 Ø 30,0 d2 Ø 27,0 Pipe Ø : 50 Taper : 1 / 10	


755 640 5005
Centre Rod



Model	Oem Ref No	Dimensions	Adjustable Tie Rod End
MERCEDES	355 460 5005 355 460 2505 355 460 3005	Length : 830 Cones Ø : d1 Ø 30,0 d2 Ø 27,0 Pipe Ø : 42 Taper : 1 / 10	 Length : 125 Cones Ø : d1 Ø 30,0 d2 Ø 27,0 Taper: 1 / 10 Thread: M30x1,5

708 640 7205
Centre Rod



Model	Oem Ref No	Dimensions	Adjustable Tie Rod End
MERCEDES	302 460 3805 302 460 1805 302 460 3705 373 460 0805 302 460 2405 302 460 1605	Length : 968 Cones Ø : d1 Ø 26,0 d2 Ø 23,5 Pipe Ø : 40 Taper : 1 / 10	 Length : 120 Cones Ø : d1 Ø 26,0 d2 Ø 23,5 Taper: 1 / 10 Thread: M30x1,5


755 640 4005 Centre Rod



Model	Oem Ref No	Dimensions	Adjustable Tie Rod End
MERCEDES	355 460 6005 355 460 5905 355 460 1505 345 460 7405 384 460 8505	Length : 650 Cones Ø : d1 Ø 26,0 d2 Ø 23,5 Pipe Ø : 40 Taper : 1 / 10	

721 770 0907 Tie Rod Steering



Model	Oem Ref No	Dimensions	Adjustable Tie Rod End
MERCEDES	389 330 0103	Length : 1620 Cones Ø : d1 Ø 26,0 d2 Ø 23,5 Pipe Ø : 50 Taper : 1 / 10	 Length : 120 Cones Ø : d1 Ø 26,0 d2 Ø 23,5 Taper: 1 / 10 Thread: M30x1,5


753 640 9605 Centre Rod



Model	Oem Ref No	Dimensions	Adjustable Tie Rod End
MERCEDES 0405	357 460 1405 357 460 1505	Length : 1066 Cones Ø : d1 Ø 26,0 d2 Ø 23,5 Pipe Ø : 40 Taper : 1 / 10	 Length : 120 Cones Ø : d1 Ø 26,0 d2 Ø 23,5 Taper: 1 / 10 Thread: M30x1,5

753 640 0605 Centre Rod




Model	Oem Ref No	Dimensions	Adjustable Tie Rod End
MERCEDES 0405: G/GN/GTD/GNTD GNDE/ST/N, 0407,0408	357 460 0405 357 460 1005 357 460 1105	Length : 990 Cones Ø : d1 Ø 26,0 d2 Ø 23,5 Pipe Ø : 36 Taper : 1 / 10	 Length : 120 Cones Ø : d1 Ø 26,0 d2 Ø 23,5 Taper: 1 / 10 Thread: M30x1,5

705 640 0405

Centre Rod




Model	Oem Ref No	Dimensions	Adjustable Tie Rod End
MERCEDES 0407 0408	305 460 0605 357 460 1205 357 460 1305	Length : 1170 Cones Ø : d1 Ø 26,0 d2 Ø 23,5 Pipe Ø : 40 Taper : 1 / 10	 Length : 120 Cones Ø : d1 Ø 26,0 d2 Ø 23,5 Taper: 1 / 10 Thread: M30x1,5

754 640 0805

Centre Rod



Model	Oem Ref No	Dimensions	Adjustable Tie Rod End
MERCEDES 0404 0405	356 460 0205 357 460 2205	Length : 845 Cones Ø : d1 Ø 30,0 d2 Ø 27,0 Pipe Ø : 38 Taper : 1 / 10	 Length : 125 Cones Ø : d1 Ø 30,0 d2 Ø 27,0 Taper: 1 / 10 Thread: M30x1,5

753 640 7805

Centre Rod




Model	Oem Ref No	Dimensions	Adjustable Tie Rod End
MERCEDES 0405	357 460 3205 671 460 0105 671 460 0305	Length : 920 Cones Ø : d1 Ø 30,0 d2 Ø 27,0 Pipe Ø : 36 Taper : 1 / 10	

753 640 7905


Centre Rod



Model	Oem Ref No	Dimensions	Adjustable Tie Rod End
MERCEDES 0405	357 460 3105	Length : 1160 Cones Ø : d1 Ø 30,0 d2 Ø 27,0 Pipe Ø : 38 Taper : 1 / 10	 Length : 125 Cones Ø : d1 Ø 30,0 d2 Ø 27,0 Taper: 1 / 10 Thread: M30x1,5


753 640 8005
Centre Rod



Model	Oem Ref No	Dimensions	Adjustable Tie Rod End
MERCEDES 0405	357 460 2005 357 460 2305	Length : 1045/1245 Cones Ø : d1 Ø 30,0 d2 Ø 27,0 Pipe Ø : 60 Taper : 1 / 10	 Length : 168 Cones Ø : d1 Ø 30,0 d2 Ø 27,0 Taper: 1 / 10 Thread: M52x1,5


754 770 0807
Centre Rod



Model	Oem Ref No	Dimensions	Adjustable Tie Rod End
MERCEDES 0404 0405 ST	356 330 0203	Length : 645 Cones Ø : d1 Ø 30,0 d2 Ø 27,0 Pipe Ø : 32 Taper : 1 / 10	 Length : 125 Cones Ø : d1 Ø 30,0 d2 Ø 27,0 Taper: 1 / 10 Thread: M24x1,5

753 770 0407
Centre Rod



Model	Oem Ref No	Dimensions	Adjustable Tie Rod End
MERCEDES 0405	357 330 0603 357 330 0703	Length : 1725 Cones Ø : d1 Ø 26,0 d2 Ø 23,5 Pipe Ø : 50 Taper : 1 / 10	 Length : 140 Cones Ø : d1 Ø 26,0 d2 Ø 23,5 Taper: 1 / 10 Thread: M30x1,5

754 770 0907
Tie Rod Steering




Model	Oem Ref No	Dimensions	Adjustable Tie Rod End
MERCEDES 0404	356 330 0103 613 330 0103	Length : 506 Cones Ø : d1 Ø 30,0 d2 Ø 27,0 Pipe Ø : 30 Taper : 1 / 10	

753 770 0807

Tie Rod Steering




Model	Oem Ref No	Dimensions	Adjustable Tie Rod End
MERCEDES 0405 0407 0408	357 330 0203 357 330 0403 357 330 0503	Length : 1720 Cones Ø : d1 Ø 26,0 d2 Ø 23,5 Pipe Ø : 40 Taper : 1 / 10	 Length : 150 Cones Ø : d1 Ø 26,0 d2 Ø 23,5 Taper: 1 / 10 Thread: M35x1,5

754 770 0007

Tie Rod Steering




Model	Oem Ref No	Dimensions	Adjustable Tie Rod End
MERCEDES 0404 0405 ST	356 330 0003 613 330 0003	Length : 697 Cones Ø : d1 Ø 30,0 d2 Ø 27,0 Pipe Ø : 32 Taper : 1 / 10	 Length : 125 Cones Ø : d1 Ø 30,0 d2 Ø 27,0 Taper: 1 / 10 Thread: M24x1,5

753 770 9907

Tie Rod Steering




Model	Oem Ref No	Dimensions	Adjustable Tie Rod End
MERCEDES 0405	357 330 1103 357 330 1503	Length : 1705 Cones Ø : d1 Ø 26,0 d2 Ø 23,5 Pipe Ø : 40 Taper : 1 / 10	 Length : 120 Cones Ø : d1 Ø 26,0 d2 Ø 23,5 Taper: 1 / 10 Thread: M30x1,5

700 640 0405


Centre Rod



Model	Oem Ref No	Dimensions	Adjustable Tie Rod End
MERCEDES 0303 0305:G/ST 0307	300 460 0605 300 460 0705 305 460 0305	Length : 975 Cones Ø : d1 Ø 26,0 d2 Ø 23,5 Pipe Ø : 36 Taper : 1 / 10	 Length : 120 Cones Ø : d1 Ø 26,0 d2 Ø 23,5 Taper: 1 / 10 Thread: M30x1,5


708 640 7505 Centre Rod



Model	Oem Ref No	Dimensions	Adjustable Tie Rod End
MERCEDES 0304 0340 TOURISMO	302 460 3505 302 460 3605 373 460 0505 373 460 0600 373 460 0705 373 460 1005	Length : 976 Cones Ø : d1 Ø 26,0 d2 Ø 23,5 Pipe Ø : 40 Taper : 1 / 10	 Length : 120 Cones Ø : d1 Ø 26,0 d2 Ø 23,5 Taper: 1 / 10 Thread: M30x1,5


700 640 0505 Centre Rod



Model	Oem Ref No	Dimensions	Adjustable Tie Rod End
MERCEDES 0304 0340 TOURISMO	300 460 0505 300 460 0405 301 460 0505	Length : 1145 Cones Ø : d1 Ø 26,0 d2 Ø 23,5 Pipe Ø : 38 Taper : 1 / 10	 Length : 120 Cones Ø : d1 Ø 26,0 d2 Ø 23,5 Taper: 1 / 10 Thread: M30x1,5


708 640 0505 Centre Rod



Model	Oem Ref No	Dimensions	Adjustable Tie Rod End
MERCEDES 0304 0340 TOURISMO	302 460 0505 302 460 3905 302 460 4005 373 460 0605 373 460 0905 302 460 0605	Length : 687 Cones Ø : d1 Ø 26,0 d2 Ø 23,5 Pipe Ø : 36 Taper : 1 / 10	 Length : 120 Cones Ø : d1 Ø 26,0 d2 Ø 23,5 Taper: 1 / 10 Thread: M30x1,5

700 640 0805 Centre Rod




Model	Oem Ref No	Dimensions	Adjustable Tie Rod End
MERCEDES 0303	300 460 0205 300 460 0305 301 460 0005 301 460 0105	Length : 658 Cones Ø : d1 Ø 26,0 d2 Ø 23,5 Pipe Ø : 36 Taper : 1 / 10	 Length : 120 Cones Ø : d1 Ø 26,0 d2 Ø 23,5 Taper: 1 / 10 Thread: M30x1,5

703 640 0005

Centre Rod




Model	Oem Ref No	Dimensions	Adjustable Tie Rod End
MERCEDES 0305 0307	307 460 0005 307 460 0505	Length : 1130 Cones Ø : d1 Ø 26,0 d2 Ø 23,5 Pipe Ø : 40 Taper : 1 / 10	 Length : 120 Cones Ø : d1 Ø 26,0 d2 Ø 23,5 Taper: 1 / 10 Thread: M30x1,5

703 640 0605

Centre Rod




Model	Oem Ref No	Dimensions	Adjustable Tie Rod End
MERCEDES 0305	307 460 0405	Length : 1000 Cones Ø : d1 Ø 26,0 d2 Ø 23,5 Pipe Ø : 40 Taper : 1 / 10	 Length : 120 Cones Ø : d1 Ø 26,0 d2 Ø 23,5 Taper: 1 / 10 Thread: M30x1,5

703 640 0805

Centre Rod




Model	Oem Ref No	Dimensions	Adjustable Tie Rod End
MERCEDES 0305 0307	307 460 0205 307 460 0605	Length : 844 Cones Ø : d1 Ø 26,0 d2 Ø 23,5 Pipe Ø : 40 Taper : 1 / 10	 Length : 120 Cones Ø : d1 Ø 26,0 d2 Ø 23,5 Taper: 1 / 10 Thread: M30x1,5

476 640 0505

Tie Rod Steering



Model	Oem Ref No	Dimensions	Adjustable Tie Rod End
MERCEDES BUS CHASSIS: IBC 3 AXLES	634 460 0505	Length : 670 Cones Ø : d1 Ø 26,0 d2 Ø 23,5 Pipe Ø : 40 Taper : 1 / 10	 Length : 125 Cones Ø : d1 Ø 26,0 d2 Ø 23,5 Taper: 1 / 10 Thread: M30x1,5

482 640 0705

Centre Rod




Model	Oem Ref No	Dimensions	Adjustable Tie Rod End
MERCEDES CITARO - 0530 -	628 460 0305 628 460 1205	Length : 932 Cones Ø : d1 Ø 30,0 d2 Ø 27,0 Pipe Ø : 42 Taper : 1 / 10	

482 640 0805

Centre Rod




Model	Oem Ref No	Dimensions	Adjustable Tie Rod End
MERCEDES CITARO - 0530 -	628 460 0205 628 460 1105	Length : 1280 Cones Ø : d1 Ø 30,0 d2 Ø 27,0 Pipe Ø : 60 Taper : 1 / 10	 Length : 125 Cones Ø : d1 Ø 30,0 d2 Ø 27,0 Taper: 1 / 10 Thread: M30x1,5

482 640 9105

Centre Rod




Model	Oem Ref No	Dimensions	Adjustable Tie Rod End
MERCEDES CAPACITY - 0530GL CITARO -0530-	628 460 1905	Length : 651 Cones Ø : d1 Ø 30,0 d2 Ø 27,0 Pipe Ø : 38 Taper : 1 / 10	 Length : 125 Cones Ø : d1 Ø 30,0 d2 Ø 27,0 Taper: 1 / 10 Thread: M30x1,5

482 770 0507

Tie Rod Steering




Model	Oem Ref No	Dimensions	Adjustable Tie Rod End
MERCEDES CAPACITY - 0530GL CITARO -0530-	628 330 0503	Length : 768 Cones Ø : d1 Ø 26,0 d2 Ø 23,5 Pipe Ø : 38 Taper : 1 / 10	 Length : 120 Cones Ø : d1 Ø 26,0 d2 Ø 23,5 Taper: 1 / 10 Thread: M30x1,5

482 770 0607

Centre Rod



Model	Oem Ref No	Dimensions	Adjustable Tie Rod End
MERCEDES CAPACITY - 0530GL CITARO -0530-	628 330 0403	Length : 768 Cones Ø : d1 Ø 26,0 d2 Ø 23,5 Pipe Ø : 38 Taper : 1 / 10	 Length : 120 Cones Ø : d1 Ø 26,0 d2 Ø 23,5 Taper: 1 / 10 Thread: M30x1,5

482 640 8005

Tie Rod Steering




Model	Oem Ref No	Dimensions	Adjustable Tie Rod End
MERCEDES CAPACITY - 0530GL CITARO -0530-	628 460 2005	Length : 566 Cones Ø : d1 Ø 30,0 d2 Ø 27,0 Pipe Ø : 36 Taper : 1 / 10	

728 770 0607

Tie Rod Steering



Model	Oem Ref No	Dimensions	Adjustable Tie Rod End
MERCEDES CITARO -0530-	382 330 0403 628 330 0103 628 330 0003	Length : 1730 Cones Ø : d1 Ø 26,0 d2 Ø 23,5 Pipe Ø : 62 Taper : 1 / 10	 Length : 155 Cones Ø : d1 Ø 26,0 d2 Ø 23,5 Taper: 1 / 10 Thread: M30x1,5

482 780 0821

Rod / Struit Stabiliser



Model	Oem Ref No	Dimensions	Adjustable Tie Rod End
MERCEDES CITARO-0530- BUS CHASSIS: 0500-U	628 320 0289 628 320 1189	Length : 260 Cones Ø : d1 Ø 26,0 d2 Ø 23,5 Pipe Ø : 36 Taper : 1 / 10	

482 780 0021

Rod / Struit Stabiliser



Model	Oem Ref No	Dimensions	Adjustable Tie Rod End
MERCEDES CITARO-0530- BUS CHASSIS: 0500-U	628 320 0089 628 320 1089	Length : 260 Cones Ø : d1 Ø 26,0 d2 Ø 23,5 Pipe Ø : 36 Taper : 1 / 10	

476 784 0094

Rod / Struit Stabiliser



Model	Oem Ref No	Dimensions	Adjustable Tie Rod End
MERCEDES TOURO 0500-M 1725/1726 BUS CHASSIS: 0500-U/R/RS 1836/RS2242/ 1632/1725/1728/ 1732	634 326 0016 634 326 0516	Length : 300 Cones Ø : d1 Ø 26,0 d2 Ø 23,5 Pipe Ø : 36 Taper : 1 / 10	

476 784 0994

Rod / Struit Stabiliser



Model	Oem Ref No	Dimensions	Adjustable Tie Rod End
MERCEDES TOURO 0500-M 1725/1726 BUS CHASSIS: 0500-U/R/RS 1836/RS2242/ 1632/1725/1728/ 1732	634 326 0116 634 326 0616	Length : 300 Cones Ø : d1 Ø 26,0 d2 Ø 23,5 Pipe Ø : 36 Taper : 1 / 10	

476 787 0894

Rod / Struit Stabiliser



Model	Oem Ref No	Dimensions	Adjustable Tie Rod End
MERCEDES TOURO 0500-M 1725/1726 BUS CHASSIS: 0500-M/R/RS 1836/RS2036/ RS2242 1632/1725/1728/ 1732	634 323 0216 634 323 0416	Length : 375 Cones Ø : d1 Ø 26,0 d2 Ø 23,5 Pipe Ø : 36 Taper : 1 / 10	

476 787 0794**Rod / Struit Stabiliser**

Model	Oem Ref No	Dimensions	Adjustable Tie Rod End
MERCEDES TOURO 0500-M 1725/1726 BUS CHASSIS: 0500-M/R/RS 1836/RS2036/ RS2242 1632/1725/1728/ 1732	634 323 0316 624 323 0516 634 323 0116	Length : 375 Cones Ø : d1 Ø 26,0 d2 Ø 23,5 Pipe Ø : 36 Taper : 1 / 10	

000 780 0878**Rod / Struit Stabiliser**

Model	Oem Ref No	Dimensions	Adjustable Tie Rod End
MERCEDES TOURISMO-0350 0403 INTOURO -0550 TRAVEGO-0580 BUS CHASSIS: IBC1836/1842/ 2242 OC500-RF	000 320 0232 000 320 0932 632 320 0432	Length : 148 Cones Ø : d1 Ø 30,0 d2 Ø 27,0 Pipe Ø : 32 Taper : 1 / 10	

000 780 0978**Rod / Struit Stabiliser**

Model	Oem Ref No	Dimensions	Adjustable Tie Rod End
MERCEDES TOURISMO-0350 0403 INTOURO INTEGRO-0550 TRAVEGO-0580 BUS CHASSIS: IBC1836/1842/ 2242, OC500-RF	000 320 0132 632 320 0332 000 320 0832	Length : 148 Cones Ø : d1 Ø 30,0 d2 Ø 27,0 Pipe Ø : 31 Taper : 1 / 10	


481 780 0921**Rod / Struit Stabiliser**

Model	Oem Ref No	Dimensions	Adjustable Tie Rod End
MERCEDES TOURISMO- 0350 0403 INTOURO INTEGRO-0550 TRAVEGO-0580 BUS CHASSIS: IBC1836/1842/ 2242, OC500-RF	629 320 0189 628 320 1489 632 320 0232 632 320 0532	Length : 200 Cones Ø : d1 Ø 30,0 d2 Ø 27,0 Pipe Ø : 32 Taper : 1 / 10	

740 640 0505

Centre Rod





Model	Oem Ref No	Dimensions	Adjustable Tie Rod End
MERCEDES OF SERIES	360 460 0505 360 460 2405 360 460 1105	Length : 855 Cones Ø : d1 Ø 22,0 d2 Ø 20,0 Pipe Ø : 40 Taper : 1 / 10	 Length : 101 Cones Ø : d1 Ø 22,0 d2 Ø 20,0 Taper: 1 / 10 Thread: M28x1,5

109 640 0805

Tie Rod Steering





Model	Oem Ref No	Dimensions	Adjustable Tie Rod End
MERCEDES SPRINTER:2TBUS /BOX/ FLATBED CHASSIS: -901,902- 3T BUS/BOX/ FLATBED CHASSIS: 903 4T BUS/BOX FLATBED CHASSIS: 904	901 460 0205	Length : 385 Cones Ø : d1 Ø 20,0 d2 Ø 18,0 Pipe Ø : 18 Taper : 1 / 10	 Length : 80/380 Cones Ø : d1 Ø 20,0 d2 Ø 18,0 Taper: 1 / 10 Thread: M16 Axial Joint 

472 640 0005

Tie Rod Steering




Model	Oem Ref No	Dimensions	Adjustable Tie Rod End
MERCEDES V-CLASS -638/2 VITO BUS /BOX 638	638 460 0005 638 460 0205	Length : 400 Cones Ø : Pipe Ø : 18 Taper :	 Length : 75/335 Cones Ø : d1 Ø 20,0 d2 Ø 16,8 Taper: 1 / 6 Thread: M16x1,5 Axial Joint 

476 787 0894

Centre Rod





Model	Oem Ref No	Dimensions	Adjustable Tie Rod End
MERCEDES T1:BUS/BOX/ FLATBED CHASSIS : 601/602 L,LK,LKO	309 460 0305 - 309 460 0405 309460 0505 - 309 460 0805 309 460 0905 - 309 460 1005 309 460 1105 - 309 460 1205 309 460 1305 - 309 460 1405 309 460 2005 - 309 460 2205 309 460 2305 - 309 460 2405 309 460 205	Length : 470 Cones Ø : d1 Ø 18,0 d2 Ø 16,2 Pipe Ø : 28 Taper : 1 / 10	 Length : 92 Cones Ø : d1 Ø 18,0 d2 Ø 16,2 Taper: 1 / 10 Thread: M22x1,5

409 640 0505

Centre Rod




Model	Oem Ref No	Dimensions	Adjustable Tie Rod End
MERCEDES T1: BUS/BOX/ FLATBED/ CHASSIS -601/602 407D/408D/409D 410D	601 460 0505-601 460 0605 601 460 0705-601 460 0805 601 460 0905-601 460 1005 601 460 1105-601 460 1205 601 460 1305-601 460 1505	Length : 450 Cones Ø : d1 Ø 18,0 d2 Ø 16,2 Pipe Ø : 28 Taper : 1 / 10	 Length : 245/92 Cones Ø : d1 Ø 18,0 d2 Ø 16,2 Taper: 1 / 10 Thread: M22x1,5 

408 770 0107

Tie Rod Steering




Model	Oem Ref No	Dimensions	Adjustable Tie Rod End
MERCEDES T1: BUS/BOX/ FLATBED/ CHASSIS -601/602	602 330 0903 602 330 1003 602 330 5303 602 330 5403	Length : 1350 Cones Ø : d1 Ø 18,0 d2 Ø 16,2 Pipe Ø : 30 Taper : 1 / 10	 Length : 115 Cones Ø : d1 Ø 18,0 d2 Ø 16,2 Taper: 1 / 10 Thread: M24x1,5

408 770 0007

Tie Rod Steering




Model	Oem Ref No	Dimensions	Adjustable Tie Rod End
MERCEDES T1:BUS/BOX /FLATBED/ CHASSIS -601/602 407,408,409,410	602 330 0003 602 330 0103 602 330 0303 602 330 0403 602 330 5503	Length : 1345 Cones Ø : d1 Ø 18,0 d2 Ø 16,2 Pipe Ø : 32 Taper : 1 / 10	 Length : 92 Cones Ø : d1 Ø 18,0 d2 Ø 16,2 Taper: 1 / 10 Thread: M20x1,5

479 640 0305

Centre Rod




Model	Oem Ref No	Dimensions	Adjustable Tie Rod End
MERCEDES 100:BUS/BOX FLATBED-CHASSIS -631D-	631 460 0705	Length : 1236 Cones Ø : d1 Ø 18,0 d2 Ø 16,2 Pipe Ø : 35 Taper : 1 / 10	 Length : 92 Cones Ø : d1 Ø 18,0 d2 Ø 16,2 Taper: 1 / 10 Thread: M18x1,5

479 770 0507

Tie Rod Steering




Model	Oem Ref No	Dimensions	Adjustable Tie Rod End
MERCEDES 100:BUS/BOX	631 330 0503 631 330 0703	Length : 300 Cones Ø : d1 Ø 20,0 d2 Ø 18,2 Pipe Ø : 26 Taper : 1 / 10	 Length : 100 Cones Ø : d1 Ø 20,0 d2 Ø 18,0 Taper: 1 / 10 Thread: M20x1,5
FLATBED CHASSIS - 631- O100 CITY			

479 770 0407

Tie Rod Steering




Model	Oem Ref No	Dimensions	Adjustable Tie Rod End
MERCEDES 100:BUS/BOX	631 330 0603	Length : 660 Cones Ø : d1 Ø 22,0 d2 Ø 20,0 Pipe Ø : 30 Taper : 1 / 10	 Length : 106 Cones Ø : d1 Ø 22,0 d2 Ø 20,0 Taper: 1 / 10 Thread: M24x1,5
FLATBED CHASSIS -631-			

797 640 0905

Centre Rod




Model	Oem Ref No	Dimensions	Adjustable Tie Rod End
MERCEDES O309 D T2/L	313 460 0105	Length : 480 Cones Ø : d1 Ø 20,0 d2 Ø 18,0 Pipe Ø : 30 Taper : 1 / 10	 Length : 106 Cones Ø : d1 Ø 20,0 d2 Ø 18,0 Taper: 1 / 10 Thread: M24x1,5

701 770 9807

Tie Rod Steering




Model	Oem Ref No	Dimensions	Adjustable Tie Rod End
MERCEDES O309 T2/L	309 330 1203 309 330 1303 309 330 1403 309 330 1603 309 330 1703 309 330 1803 309 330 1903 309 330 2003 309 330 2103	Length : 1476 Cones Ø : d1 Ø 18,0 d2 Ø 16,2 Pipe Ø : 40 Taper : 1 / 10	 Length : 160 Cones Ø : d1 Ø 18,0 d2 Ø 16,2 Taper: 1 / 10 Thread: M24x1,5

430 640 8405

Centre Rod




Model	Oem Ref No	Dimensions	Adjustable Tie Rod End
MERCEDES T2/LN1	670 460 2605 670 460 2705	Length : 495 Cones Ø : d1 Ø 22,0 d2 Ø 20,0 Pipe Ø : 32 Taper : 1 / 10	 Length : 101 Cones Ø : d1 Ø 22,0 d2 Ø 20,0 Taper: 1 / 10 Thread: M28x1,5

442 640 0505

Centre Rod




Model	Oem Ref No	Dimensions	Adjustable Tie Rod End
MERCEDES T2/LN1	668 460 0505 668 460 0705 668 460 0905 668 460 1105	Length : 505 Cones Ø : d1 Ø 18,0 d2 Ø 16,2 Pipe Ø : 28 Taper : 1 / 10	 Length : 96 Cones Ø : d1 Ø 18,0 d2 Ø 16,2 Taper: 1 / 10 Thread: M24x1,5

430 640 8205

Centre Rod




Model	Oem Ref No	Dimensions	Adjustable Tie Rod End
MERCEDES T2/LN1	670 460 2805 670 460 2905	Length : 500 Cones Ø : d1 Ø 22,0 d2 Ø 20,0 Pipe Ø : 32 Taper : 1 / 10	 Length : 101 Cones Ø : d1 Ø 22,0 d2 Ø 20,0 Taper: 1 / 10 Thread: M28x1,5

442 640 8905

Centre Rod




Model	Oem Ref No	Dimensions	Adjustable Tie Rod End
MERCEDES T2/LN1	668 460 2105 668 460 2205	Length : 490 Cones Ø : d1 Ø 18,0 d2 Ø 16,2 Pipe Ø : 28 Taper : 1 / 10	 Length : 96 Cones Ø : d1 Ø 18,0 d2 Ø 16,2 Taper: 1 / 10 Thread: M24x1,5

430 640 0205

Centre Rod




Model	Oem Ref No	Dimensions	Adjustable Tie Rod End
MERCEDES T2/LN1	670 460 0805 670 460 1205 670 460 1605 670 460 2005	Length : 513 Cones Ø : d1 Ø 22,0 d2 Ø 20,0 Pipe Ø : 32 Taper : 1 / 10	 Length : 101 Cones Ø : d1 Ø 22,0 d2 Ø 20,0 Taper: 1 / 10 Thread: M28x1,5

437 640 0705

Centre Rod




Model	Oem Ref No	Dimensions	Adjustable Tie Rod End
MERCEDES T2/LN1	673 460 0305 673 460 0505 673 460 0705 673 460 0905	Length : 735 Cones Ø : d1 Ø 22,0 d2 Ø 19,9 Pipe Ø : 36 Taper : 1 / 10	 Length : 115 Cones Ø : d1 Ø 22,0 d2 Ø 19,9 Taper: 1 / 10 Thread: M30x1,5

442 640 9505

Centre Rod




Model	Oem Ref No	Dimensions	Adjustable Tie Rod End
MERCEDES T2/LN1	668 460 1505 668 460 1705 668 460 1905	Length : 505 Cones Ø : d1 Ø 18,0 d2 Ø 16,2 Pipe Ø : 28 Taper : 1 / 10	 Length : 96 Cones Ø : d1 Ø 18,0 d2 Ø 16,2 Taper: 1 / 10 Thread: M24x1,5

443 640 0305

Centre Rod




Model	Oem Ref No	Dimensions	Adjustable Tie Rod End
MERCEDES T2/LN1	667 460 0705 667 460 1005	Length : 505 Cones Ø : d1 Ø 18,0 d2 Ø 16,2 Pipe Ø : 26 Taper : 1 / 10	 Length : 92 Cones Ø : d1 Ø 18,0 d2 Ø 16,2 Taper: 1 / 10 Thread: M22x1,5

442 640 8705

Centre Rod




Model	Oem Ref No	Dimensions	Adjustable Tie Rod End
MERCEDES T2/LN1	668 460 2305 668 460 2405	Length : 495 Cones Ø : d1 Ø 18,0 d2 Ø 16,2 Pipe Ø : 28 Taper : 1 / 10	 Length : 96 Cones Ø : d1 Ø 18,0 d2 Ø 16,2 Taper: 1 / 10 Thread: M24x1,5

430 640 0105

Centre Rod




Model	Oem Ref No	Dimensions	Adjustable Tie Rod End
MERCEDES T2/LN1	670 460 0905 670 460 1805 670 460 2205	Length : 505 Cones Ø : d1 Ø 22,0 d2 Ø 20,0 Pipe Ø : 32 Taper : 1 / 10	 Length : 101 Cones Ø : d1 Ø 22,0 d2 Ø 20,0 Taper: 1 / 10 Thread: M28x1,5

443 640 9505

Centre Rod




Model	Oem Ref No	Dimensions	Adjustable Tie Rod End
MERCEDES VARIO	667 460 1505 667 460 1705	Length : 510 Cones Ø : d1 Ø 22,0 d2 Ø 20,0 Pipe Ø : 35 Taper : 1 / 10	 Length : 101 Cones Ø : d1 Ø 22,0 d2 Ø 20,0 Taper: 1 / 10 Thread: M28x1,5

443 640 9405


Centre Rod



Model	Oem Ref No	Dimensions	Adjustable Tie Rod End
MERCEDES VARIO	667 460 1605 667 460 1805	Length : 504 Cones Ø : d1 Ø 22,0 d2 Ø 20,0 Pipe Ø : 34 Taper : 1 / 10	 Length : 101 Cones Ø : d1 Ø 22,0 d2 Ø 20,0 Taper: 1 / 10 Thread: M28x1,5


764 640 0005
Tie Rod Steering



Model	Oem Ref No	Dimensions	Adjustable Tie Rod End
MERCEDES T2/LN1 VARIO	669 330 0403 669 330 0503 670 330 0003 670 330 0103 670 330 0203 670 330 0303 688 330 0003 688 330 0103	Length : 1594 Cones Ø : d1 Ø 22,0 d2 Ø 20,0 Pipe Ø : 35 Taper : 1 / 10	 <p>Length : 106 Cones Ø : d1 Ø 22,0 d2 Ø 20,0 Taper: 1 / 10 Thread: M24x1,5</p>

443 770 0707
Tie Rod Steering



Model	Oem Ref No	Dimensions	Adjustable Tie Rod End
MERCEDES T2/LN1 VARIO	667 330 0303 667 330 0403 667 330 0503 667 330 0603	Length : 1600 Cones Ø : d1 Ø 18,0 d2 Ø 16,2 Pipe Ø : 36 Taper : 1 / 10	 <p>Length : 92 Cones Ø : d1 Ø 18,0 d2 Ø 16,2 Taper: 1 / 10 Thread: M20x1,5</p>

451 750 7604

Torque Rod



Model	Oem Ref No	Dimensions
MERCEDES NG SK	659 350 3406 395 350 0006 624 350 0006 659 350 1106	Length : 579 Hole Ø : 21 / 21 Pipe Ø : 58 Hole Distance : 152 / 152

725 750 0004

Torque Rod



Model	Oem Ref No	Dimensions
MERCEDES NG:2219 / 2222	385 350 0006 653 350 0006	Length : 500 Hole Ø : 21 / 21 Pipe Ø : 50 Hole Distance : 152 / 152

717 780 0778

Torque Rod



Model	Oem Ref No	Dimensions
MERCEDES NG:1632,2632	393 320 0332	Length : 553 Hole Ø : 21 / 21 Pipe Ø : 50 Hole Distance : 152 / 152

729 750 0804

Torque Rod



Model	Oem Ref No	Dimensions
MERCEDES NG:2226 / 2232	381 350 0206 383 350 0006	Length : 595 Hole Ø : 21 / 21 Pipe Ø : 50 Hole Distance : 152 / 152

725 750 0904

Torque Rod



Model	Oem Ref No	Dimensions
MERCEDES LP LPS NG	385 350 0106 395 320 0332	Length : 610 Hole Ø : 21 / 21 Pipe Ø : 58 Hole Distance : 152 / 152

717 780 0878

Torque Rod



Model	Oem Ref No	Dimensions
MERCEDES NG:2626 / 2632 -6x6-	393 320 0232	Length : 627 Hole Ø : 21 / 21 Pipe Ø : 50 Hole Distance : 152 / 152

457 750 0404

Torque Rod



Model	Oem Ref No	Dimensions
MERCEDES MK NG	653 350 0606	Length : 510 Hole Ø : 21 / 21 Pipe Ø : 50 Hole Distance : 152 / 152

451 750 0604

Torque Rod



Model	Oem Ref No	Dimensions
MERCEDES NG SK	659 350 0406 659 350 2706 395 350 0706	Length : 585 Hole Ø : 21 / 21 Pipe Ø : 50 Hole Distance : 152 / 152

486 750 0904

Torque Rod



Model	Oem Ref No	Dimensions
MERCEDES NG SK	624 350 0106 659 350 1206 659 350 3506	Length : 579 Hole Ø : 21 / 21 Pipe Ø : 58 Hole Distance : 152 / 152

715 750 9904

Torque Rod



Model	Oem Ref No	Dimensions
MERCEDES NG SK	395 350 1106 395 350 1206 659 350 0906 659 350 3206	Length : 635 Hole Ø : 21 / 21 Pipe Ø : 58 Hole Distance : 152 / 152

486 750 0604

Torque Rod



Model	Oem Ref No	Dimensions
MERCEDES NG SK	624 350 0406 624 350 1506 659 350 3806	Length : 629 Hole Ø : 21 / 21 Pipe Ø : 58 Hole Distance : 152 / 152

717 780 0978

Torque Rod



Model	Oem Ref No	Dimensions
MERCEDES NG SK	393 320 0132 655 350 0006 658 350 0006 658 350 0206	Length : 585 Hole Ø : 21 / 21 Pipe Ø : 50 Hole Distance : 152 / 152

715 750 0804

Torque Rod



Model	Oem Ref No	Dimensions
MERCEDES NK NG SK	395 350 0206 659 350 0106 659 350 2406	Length : 585 Hole Ø : 21 / 21 Pipe Ø : 50 Hole Distance : 152 / 152

729 750 0404

Torque Rod



Model	Oem Ref No	Dimensions
MERCEDES NK NG SK	381 350 0606 652 350 0306 653 350 0106	Length : 522 Hole Ø : 21 Pipe Ø : 52 Hole Distance : 152

456 750 0604

Torque Rod



Model	Oem Ref No	Dimensions
MERCEDES MK	654 350 0406 654 350 0506 654 352 0005	Length : 652 Hole Ø : 21 Pipe Ø : 52 Hole Distance : 152

480 750 0004

Torque Rod



Model	Oem Ref No	Dimensions
MERCEDES NG SK	620 350 0006 620 350 0106 655 350 0306	Length : 595 Hole Ø : 21 / 21 Pipe Ø : 62 Hole Distance : 152 / 152

715 780 0978
Torque Rod



Model	Oem Ref No	Dimensions
MERCEDES NG: 2226/2232 -6x4-	395 320 0132	Length : 568 Hole Ø : 21 / 21 Pipe Ø : 50 Hole Distance : 152 / 152

715 780 9578
Torque Rod



Model	Oem Ref No	Dimensions
MERCEDES NG: 2226/2232 -6x4-	395 320 1532	Length : 628 Hole Ø : 21 / 21 Pipe Ø : 50 Hole Distance : 152 / 152

715 750 9004
Torque Rod



Model	Oem Ref No	Dimensions
MERCEDES NG SK	395 350 1006 624 350 0206 659 350 1306 659 350 3606	Length : 629 Hole Ø : 21 / 21 Pipe Ø : 58 Hole Distance : 152 / 152

767 780 9478
Torque Rod



Model	Oem Ref No	Dimensions
MERCEDES 1813 1817 1819 2020 2624	343 320 1632 343 320 1732 343 320 1832	Length : 595 Hole Ø : Pipe Ø : 50 Hole Distance :

715 750 9704

Torque Rod



Model	Oem Ref No	Dimensions
MERCEDES NG SK	395 350 1306 624 350 0506 659 350 1606 659 350 3906	Length : 629 Hole Ø : 21 / 21 Pipe Ø : 58 Hole Distance : 152 / 152

491 750 0804

Torque Rod



Model	Oem Ref No	Dimensions
MERCEDES NG:2225/3025 -6x4- SK:3229 -8x4-	619 350 0206 659 350 2206 659 350 4506	Length : 660 Hole Ø : 21 / 21 Pipe Ø : 50 Hole Distance : 152 / 152

715 780 9678

Torque Rod



Model	Oem Ref No	Dimensions
MERCEDES NG: 2626 / 2632	395 320 1432	Length : 638 Hole Ø : 21 / 21 Pipe Ø : 50 Hole Distance : 152 / 152

165 770 0003

Torque Rod



Model	Oem Ref No	Dimensions
MERCEDES ACTROS ATEGO	945 330 0007	Length : 850 Hole Ø : 17 / 17 Pipe Ø : 62 Hole Distance : 100 / 100

169 770 0003

Torque Rod



Model	Oem Ref No	Dimensions
MERCEDES ACTROS AXOR ATEGO ECONIC	941 330 0007	Length : 850 Hole Ø : 17 / 17 Pipe Ø : 60 Hole Distance : 100 / 100

169 770 0099

Torque Rod



Model	Oem Ref No	Dimensions
MERCEDES ACTROS AXOR ATEGO ECONIC	000 360 098 524 000 390 098 524 941 330 0011 SA 508316/01	Length : 754 Hole Ø : 17 Pipe Ø : 40 Hole Distance : 100

165 770 0099

Torque Rod



Model	Oem Ref No	Dimensions
MERCEDES ACTROS ATEGO	945 330 0011 SA508316/02	Length : 755 Hole Ø : 17 / 17 Pipe Ø : 58 Hole Distance : 100 / 100

162 750 8605

Torque Rod



Model	Oem Ref No	Dimensions
MERCEDES ACTROS AXOR ATEGO	948 350 2405-947 350 0605 948 350 2005-948 350 0006 948 350 0106-948 350 0805 947 350 0005-948 350 0605 948 350 1205-948 350 1305 375 350 0106	Length : 565 Hole Ø : 21 / 21 Pipe Ø : 52 Hole Distance : 152 / 152

162 750 8505

Torque Rod



Model	Oem Ref No	Dimensions
MERCEDES ACTROS AXOR ZETROS	948 350 2505 945 350 0105	Length : 615 Hole Ø : 21 / 21 Pipe Ø : 52 Hole Distance : 152 / 152

735 788 0687

Rod/Strut Stabilizer



Model	Oem Ref No	Dimensions
MERCEDES ACTROS AXOR -8x4,8x8-	375 322 0423 000 322 0323 000 322 0623	Length : 1815 Hole Ø : 24,4 Pipe Ø : 58

000 788 0687

Rod/Strut Stabilizer



Model	Oem Ref No	Dimensions
MERCEDES ACTROS -8x4-	000 322 0423 000 322 0723	Length : 1815 Hole Ø : 24,4 Pipe Ø : 60

000 788 0887

Rod/Strut Stabilizer



Model	Oem Ref No	Dimensions
MERCEDES ACTROS -8x4-	000 322 0223 000 322 0523	Length : 1815 Hole Ø : 24,4 Pipe Ø : 80

136 770 0903

Torque Rod



Model	Oem Ref No	Dimensions
MERCEDES ATEGO	974 330 0107	Length : 813 Hole Ø : 17 / 17 Pipe Ø : 48 Hole Distance : 100 / 100

138 750 0104

Torque Rod



Model	Oem Ref No	Dimensions
MERCEDES ATEGO	972 350 0906	Length : 655 Hole Ø : 17 / 17 Pipe Ø : 40 Hole Distance : 115 / 115

168 770 0503

Torque Rod



Model	Oem Ref No	Dimensions
MERCEDES ACTROS	942 330 0507	Length : 951 Hole Ø : 17 / 17 Pipe Ø : 52 Hole Distance : 100 / 100

168 770 0303

Torque Rod



Model	Oem Ref No	Dimensions
MERCEDES ACTROS	942 330 0707	Length : 925 Hole Ø : 17 / 17 Pipe Ø : 62 Hole Distance : 100 / 100

753 750 0704

Torque Rod



Model	Oem Ref No	Dimensions
MERCEDES 0405 0407 0408	357 350 0306	Length : 585 Hole Ø : 117 Hole Distance : 130

793 750 0404

Torque Rod



Model	Oem Ref No	Dimensions
MERCEDES TOURISMO-0340- 0304	317 350 0606 357 330 3411	Length : 585 Pipe Ø : 56

753 770 7499

Torque Rod



Model	Oem Ref No	Dimensions
MERCEDES 0305 0307	357 330 3611 307 330 0111	Length : 689 Hole Ø : 16 Pipe Ø : 56 Hole Distance : 130

753 777 0105

Torque Rod



Model	Oem Ref No	Dimensions
MERCEDES 0405	357 333 0905	Length : 662 Hole Ø : 19 / 19 Pipe Ø : 50 Hole Distance : 130 / 130

753 770 7799
Torque Rod



Model	Oem Ref No	Dimensions
MERCEDES 0405 0407 0408	357 330 3311 357 330 1911	Length : 713 Hole Ø : 16 / 16 Pipe Ø : 56 Hole Distance : 130 / 130

753 777 0405
Torque Rod



Model	Oem Ref No	Dimensions
MERCEDES 0405	357 333 0605	Length : 662 Hole Ø : 19 / 19 Pipe Ø : 40 Hole Distance : 130 / 130

754 770 0899
Torque Rod



Model	Oem Ref No	Dimensions
MERCEDES 0404	356 330 0211 613 330 0011	Length : 769 Hole Ø : 17 / 17 Pipe Ø : 46 Hole Distance : 130 / 130

753 777 0805
Torque Rod



Model	Oem Ref No	Dimensions
MERCEDES 0405	357 333 0205	Length : 750 Hole Ø : 19 / 19 Pipe Ø : 48 Hole Distance : 130 / 130

753 770 0605

Torque Rod



Model	Oem Ref No	Dimensions
MERCEDES 0345 CONECTO-0345- 0405 0407 0408	357 330 0405 671 333 0105	Length : 625 Hole Ø : 15 / 15 Pipe Ø : 36 Hole Distance : 90 / 90

753 777 0909

Torque Rod



Model	Oem Ref No	Dimensions
MERCEDES 0345 CONECTO-0345- 0405 0407 0408	357 333 0101 671 333 0001	Length : 806 Hole Ø : 17 Pipe Ø : 48 Hole Distance : 115

753 777 0305

Torque Rod



Model	Oem Ref No	Dimensions
MERCEDES 0345 CONECTO-0345- 0405 0407 0408	357 333 0705 671 333 0405	Length : 659 Hole Ø : 17 / 17 Pipe Ø : 46 Hole Distance : 115 / 115

753 777 0505

Torque Rod



Model	Oem Ref No	Dimensions
MERCEDES 0345 CONECTO-0345- 0405 0407 0408	357 333 0505 671 333 0205	Length : 659 Hole Ø : 17 / 17 Pipe Ø : 46 Hole Distance : 115 / 115

482 777 0705

Torque Rod



Model	Oem Ref No	Dimensions
MERCEDES CITARO-0530- 0405 BUS CHASSIS: 0500-U	628 333 0305	Length : 659 Hole Ø : 17 / 17 Pipe Ø : 46 Hole Distance : 115 / 115

482 777 0805

Torque Rod



Model	Oem Ref No	Dimensions
MERCEDES CITARO-0530- 0405 BUS CHASSIS: 0500-U	628 333 0205	Length : 659 Hole Ø : 17 / 17 Pipe Ø : 46 Hole Distance : 115 / 115

482 777 0909

Torque Rod



Model	Oem Ref No	Dimensions
MERCEDES CITARO-0530-	628 333 0101	Length : 806 Hole Ø : 17 Pipe Ø : 48 Hole Distance : 115

482 777 9905

Torque Rod



Model	Oem Ref No	Dimensions
MERCEDES CAPACITY -0530GL CITARO-0530-	628 333 1105 628 333 1905	Length : 585 Hole Ø : 19 / 19 Pipe Ø : 46 Hole Distance : 130 / 130

482 777 0007

Torque Rod



Model	Oem Ref No	Dimensions
MERCEDES	628 333 0003	Length : 664 Hole Ø : 19 / 19 Pipe Ø : 48 Hole Distance : 130 / 130
CAPACITY-0530GL	628 333 0005	
CONECTO-0345	628 333 1005	
TOURISMO-0350	628 333 1805	
CITARO-0530	627 350 0106	
INTEGRO-0550	627 350 0006	
TRAVEGO-0580		
BUS CHASSIS:		
IBC 3 AXLES		
IBC 2242		

482 777 0105

Torque Rod



Model	Oem Ref No	Dimensions
MERCEDES	628 333 0905	Length : 576 Hole Ø : 19 / 19 Pipe Ø : 48 Hole Distance : 130 / 130
CAPACITY-0530GL	628 333 1705	
CONECTO-0345	627 350 0306	
TOURISMO-0350	627 350 0206	
CITARO-0530		
INTEGRO-0550		
TRAVEGO-0580		
BUS CHASSIS:		
IBC 3 AXLES		
IBC 2242		

481 750 9804

Torque Rod



Model	Oem Ref No	Dimensions
MERCEDES	629 350 1206	Length : 628 Hole Ø : 19 / 19 Pipe Ø : 46 Hole Distance : 130 / 130
TOURISMO 0350	629 350 2806	
0403	629 350 0106	
INTEGRO 0550		
TRAVEGO 0580		
CITARO 0530 LE		

497 700 0004

Torque Rod



Model	Oem Ref No	Dimensions
MERCEDES	613 300 0006	Length : 828 Hole Ø : 17 Pipe Ø : 50 Hole Distance : 130
TOURISMO 0350	613 350 0006	
0403		

727 750 0905

Triangular Torque Rod



Model	Oem Ref No	Dimensions
MERCEDES NG SK	383 350 0105 393 350 5205 393 350 5305 393 350 5505 653 350 0105 653 353 0005 655 350 0305 658 350 0005	Length : 623 min. Hole Ø : 21 / 21 Pipe Ø : 50 Hole Distance : 152 / 152

456 750 0005

Triangular Torque Rod



Model	Oem Ref No	Dimensions
MERCEDES MK	654 350 0005 654 350 0105 654 350 0305	Length : 623 min. Hole Ø : 21 / 21 Pipe Ø : 56 Hole Distance : 152 / 152

452 750 0805

Triangular Torque Rod



Model	Oem Ref No	Dimensions
MERCEDES SK	658 350 0205 653 350 0205	Length : 622 Hole Ø : 25 / 25 Pipe Ø : 56 Hole Distance : 152 / 152

457 750 0605

Triangular Torque Rod



Model	Oem Ref No	Dimensions
MERCEDES MK SK	653 350 0405	Length : 623 Hole Ø : 21x26 / 21x26 Pipe Ø : 56 Hole Distance : 152 / 152

168 750 0205

Triangular Torque Rod



Model	Oem Ref No	Dimensions
MERCEDES ACTROS AXOR ATEGO	942 350 0805 942 350 0505 942 350 1205	Length : 622 Hole Ø : 25/ 23 / 23 Pipe Ø : 48 Hole Distance : 152 / 130 / 130

166 750 0705

Triangular Torque Rod



Model	Oem Ref No	Dimensions
MERCEDES ACTROS AXOR	944 350 0305 947 350 0905 948 350 0405 948 350 3005 944 350 0505 944 350 0605	Length : 622 Hole Ø : 25/ 25 / 25 Pipe Ø : 46 Hole Distance : 152 / 130 / 130

162 750 8805

Triangular Torque Rod



Model	Oem Ref No	Dimensions
MERCEDES ACTROS AXOR	948 350 2205 948 350 1705	Length : 621,5 Hole Ø : 25 / 23 / 23 Pipe Ø : 60 Hole Distance : 152 / 130 / 130

162 750 8705

Triangular Torque Rod



Model	Oem Ref No	Dimensions
MERCEDES ACTROS AXOR	948 350 2305 948 350 0905	Length : 667 Hole Ø : 25 / 23 / 23 Pipe Ø : 60 Hole Distance : 152 / 130 / 130

162 750 8205

Triangular Torque Rod



Model	Oem Ref No	Dimensions
MERCEDES ACTROS AXOR ZETROS	948 350 2805	Length : 667 Hole Ø : 25 / 23 / 23 Pipe Ø : 60 Hole Distance : 152 / 130 / 130

162 750 8105

Triangular Torque Rod



Model	Oem Ref No	Dimensions
MERCEDES ACTROS AXOR	948 350 2905	Length : 622 Hole Ø : 25 / 25 / 25 Pipe Ø : 46 Hole Distance : 152 / 130 / 130

162 750 8305

Triangular Torque Rod



Model	Oem Ref No	Dimensions
MERCEDES ACTROS AXOR	948 350 2705	Length : 621,5 Hole Ø : 25 / 23 / 23 Pipe Ø : 60 Hole Distance : 152 / 130 / 130

166 750 0605

Triangular Torque Rod



Model	Oem Ref No	Dimensions
MERCEDES ACTROS AXOR ATEGO	944 350 0405	Length : 622 Hole Ø : 25 / 25 / 25 Pipe Ø : 46 Hole Distance : 152 / 130 / 130

168 750 0105

Triangular Torque Rod



Model	Oem Ref No	Dimensions
MERCEDES ACTROS 1832/1836/1841 1844/ 1846 -4x2-	942 350 0905 942 350 1305	Length : 622 Hole Ø : 25 / 23 / 23 Pipe Ø : 46 Hole Distance : 152 / 130 / 130

136 750 0505

Triangular Torque Rod



Model	Oem Ref No	Dimensions
MERCEDES ATEGO	974 350 0505 974 350 0005 974 350 0405	Length : 761,7 Hole Ø : 25 / 23 / 23 Pipe Ø : 46 Hole Distance : 152 / 130 / 130

163 750 0505

Triangular Torque Rod



Model	Oem Ref No	Dimensions
MERCEDES ACTROS AXOR	947 350 0505	Length : 565 Hole Ø : 25 / 25 / 25 Hole Distance : 152 / 130 / 130

000 750 0304

Triangular Torque Rod



Model	Oem Ref No	Dimensions
MERCEDES BUS CHASSIS: IBC 1836/1842/ 2242/OC500-RF BOVA MAGIO -1999- AYATS ATLANTIS AYATS BRAVO 1/2	000 350 0706	Length : 720 / 663 Hole Ø : 25 / 25 Pipe Ø : 56 Hole Distance : 130 / 130

000 770 775

Tie Rod End



Model	Oem Ref No	Dimensions
MERCEDES LK/LN2: 709/711/809/811 /814/817/914/917/ 1217/0814	000 330 3335 000 330 7235 000 330 9435 000 330 9635	Length : 101 Cones Ø : d1 22,0 d2 20,0 Taper : 1 / 10 Thread : M28 x 1,5 LHT
NG: 1013/1017/1019 1213/1219/1413 1417/1419/1424		

000 770 9675

Tie Rod End



Model	Oem Ref No	Dimensions
MERCEDES LK/LN2: 709/711/809/811 /814/817/914/917/ 1217/0814	000 330 1435 000 330 1535 000 330 9335 000 330 9535 344 330 7135 000 338 1545 688 460 7048	Length : 101 Cones Ø : d1 22,0 d2 20,0 Taper : 1 / 10 Thread : M28 x 1,5 RHT
NG: 1013/1017/1019 1213/1219/1413 1417/1419/1424		

000 770 9775

Tie Rod End



Model	Oem Ref No	Dimensions
MERCEDES T2/N1 VARIO UNIMOG	000 330 1335 000 330 9835 001 330 0035 008 338 0129	Length : 106 Cones Ø : d1 22,0 d2 20,0 Taper : 1 / 10 Thread : M24 x 1,5 LHT

000 770 9875

Tie Rod End



Model	Oem Ref No	Dimensions
MERCEDES T2/N1 VARIO UNIMOG	000 330 1235 000 330 7535 000 330 9735 000 330 9935 000 338 3429 000 338 3529	Length : 106 Cones Ø : d1 22,0 d2 20,0 Taper : 1 / 10 Thread : M24 x 1,5 RHT

000 640 0462

Tie Rod End



Model	Oem Ref No	Dimensions
MERCEDES	000 460 0648	Length : 125 Cones Ø : d1 30,0 d2 27,0 Taper : 1 / 10 Thread : M30 x 1,5 LHT
ACTROS-ATEGO	000 460 1248	
AXOR-ECONIC	000 460 3448	
LK/LN2,MK,NG	000 460 3548	
SK	001 460 1448	
UNIMOG	001 460 0348	
CITARO 0530	001 460 1448	
INTEGRO 0550	001 460 1448	
TRAVEGO 0580	001 460 7848	
0404,0405,0500	001 460 2348	

000 640 0762

Tie Rod End



Model	Oem Ref No	Dimensions
MERCEDES	000 460 0348	Length : 125 Cones Ø : d1 30,0 d2 27,0 Taper : 1 / 10 Thread : M30 x 1,5 RHT
ACTROS-ATEGO	000 460 2848	
AXOR-ECONIC	000 460 2948	
LK/LN2,MK,NG	001 460 2248	
SK	001 460 0248	
UNIMOG	001 460 7748	
CITARO 0530	000 338 7310	
INTEGRO 0550	000 460 8948	
TRAVEGO 0580	001 460 1248	
0404,0405,0500		

000 770 9775

Tie Rod End



Model	Oem Ref No	Dimensions
MERCEDES	000 330 0148-001 330 8835	Length : 120 Cones Ø : d1 26,0 d2 23,5 Taper : 1 / 10 Thread : M30 x 1,5 LHT
ACTROS-ATEGO	302 330 0035-302 330 0135	
AXOR-ECONIC	302 330 0235-302 330 0335	
UNIMOG	350 330 7135-001 460 4348	
LK/LN2,LP,SK,MK	001 460 4048-000 330 0035	
NG	345 330 7235-345 330 7435	
0301,0303,0304		
0340,0402,0404		
0405,0407		

000 770 9875

Tie Rod End



Model	Oem Ref No	Dimensions
MERCEDES	000 330 0248-000 330 3235	Length : 120 Cones Ø : d1 26,0 d2 23,5 Taper : 1 / 10 Thread : M30 x 1,5 RHT
ACTROS-ATEGO	000 338 3410-000 460 8348	
AXOR-ECONIC	000 463 3429-001 330 0135	
UNIMOG	001 330 0235-001 460 4448	
LK/LN2,LP,SK,MK	001 460 4148-350 330 7035	
NG	000 330 0135-000 330 5835	
0301,0303,0304	000 330 7335-000 460 2229	
0340,0402,0404	000 463 2229-000 463 3129	
0405,0407	000 463 3529-345 330 7135	
	350 330 7335-364 330 7134	

000 640 3262**Tie Rod End**

Model	Oem Ref No	Dimensions
MERCEDES 0403 TOURISMO-0350 0404 0405 ST	000 460 7848 001 460 2048	Length : 125 Cones Ø : d1 30,0 d2 27,0 Taper : 1 / 10 Thread : M24 x 1,5 LHT

000 640 3362**Tie Rod End**

Model	Oem Ref No	Dimensions
MERCEDES LK/ 0403 TOURISMO-0350 0404 0405 ST	000 460 7748 001 460 2148	Length : 125 Cones Ø : d1 30,0 d2 27,0 Taper : 1 / 10 Thread : M24 x 1,5 RHT

000 770 0875**Tie Rod End**

Model	Oem Ref No	Dimensions
MERCEDES LK/LN2 LP,LPL,LPK,LPKF LPKO,LPO,LPS, NG 1013/1017	000 330 0235 000 330 0735 000 330 6835 000 330 8835 000 460 7348	Length : 95 Cones Ø : d1 20,0 d2 18,0 Taper : 1 / 10 Thread : M24 x 1,5 LHT

000 770 0775**Tie Rod End**

Model	Oem Ref No	Dimensions
MERCEDES LK/LN2 LP,LPL,LPK,LPKF LPKO,LPO,LPS, NG 1013/1017	000 330 0335 000 330 0635 000 330 8535 000 330 8735 000 338 2410 000 463 3229	Length : 95 Cones Ø : d1 20,0 d2 18,0 Taper : 1 / 10 Thread : M24 x 1,5 RHT

000 640 5262**Tie Rod End**

Model	Oem Ref No	Dimensions
MERCEDES ACTROS ATEGO AXOR ECONIC MK,NG,SK	000 460 5848 000 460 6148 000 460 6948 000 460 7148 001 460 0548 001 460 1348 001 460 2548 001 460 7948	Length : 125 Cones Ø : d1 32,0 d2 29,0 Taper : 1 / 10 Thread : M30 x 1,5 LHT

000 640 5362**Tie Rod End**

Model	Oem Ref No	Dimensions
MERCEDES ACTROS ATEGO AXOR ECONIC MK,NG,SK	000 460 5748 000 460 6048 000 460 6848 000 460 7048 001 460 1148 001 460 1748 001 460 7648 000 460 7548 001 460 2448 001 460 9648	Length : 125 Cones Ø : d1 32,0 d2 29,0 Taper : 1 / 10 Thread : M30 x 1,5 RHT

009 640 3562**Tie Rod End**

Model	Oem Ref No	Dimensions
MERCEDES BUS CHASSIS: IBC 3 AXLES	001 460 7548	Length : 125 Cones Ø : d1 26,0 d2 23,5 Taper : 1 / 10 Thread : M30 x 1,5 LHT

000 770 9875**Tie Rod End**

Model	Oem Ref No	Dimensions
MERCEDES LK/LN2 NG	000 460 0148 000 460 2648 000 460 2748 001 460 7448	Length : 125 Cones Ø : d1 26,0 d2 23,5 Taper : 1 / 10 Thread : M30 x 1,5 RHT

000 640 2662

Tie Rod End



Model	Oem Ref No	Dimensions
MERCEDES MK SK NG	000 460 8448 001 460 0748	Length : 155 Cones Ø : d1 32,0 d2 28,8 Taper : 1 / 10 Thread : M30 x 1,5 LHT

009 640 0462

Tie Rod End



Model	Oem Ref No	Dimensions
MERCEDES MK SK NG	001 460 0648 000 460 4848	Length : 155 Cones Ø : d1 32,0 d2 28,8 Taper : 1 / 10 Thread : M30 x 1,5 RHT

009 770 9275

Tie Rod End



Model	Oem Ref No	Dimensions
MERCEDES ACTROS ATEGO AXOR NG SK	001 330 1835	Length : 125 Cones Ø : d1 30,0 d2 27,0 Taper : 1 / 10 Thread : M38 x 1,5 RHT

000 777 0283

Tie Rod End



Model	Oem Ref No	Dimensions
MERCEDES O404 O403 TOURISMO - 0350	000 333 0827 000 330 0827	Length : 120 Cones Ø : d1 26,0 d2 23,5 Taper : 1 / 10 Thread : M24 x 1,5 RHT

000 770 7995

Tie Rod End



Model	Oem Ref No	Dimensions
MERCEDES LK/ LN2 LP,LPL,LPK,LPKF LPO,LPS,LPLS,NG	000 330 3115 000 330 8135 001 330 0335 001 330 0435	Length : 115 Cones Ø : d1 22,0 d2 19,9 Taper : 1 / 10 Thread : M30 x 1,5 RHT

009 640 2862

Tie Rod End



Model	Oem Ref No	Dimensions
MERCEDES ACTROS NG	001 460 8248	Length : 115 Cones Ø : d1 28,5 d2 23,9 Taper : 1 / 6 Thread : M28 x 1,5 RHT

009 640 7262

Tie Rod End



Model	Oem Ref No	Dimensions
MERCEDES ACTROS ATEGO AXOR	001 460 3848 001 460 8648 001 460 4848 001 460 5148 001 460 9948	Length : 115 Cones Ø : d1 28,6 d2 23,9 Taper : 1 / 6 Thread : M30 x 1,5 RHT

000 640 9362

Tie Rod End



Model	Oem Ref No	Dimensions
MERCEDES ACTROS ATEGO	000 460 1748	Length : 135 Cones Ø : d1 38,0 d2 34,3 Taper : 1 / 10 Thread : M38 x 1,5 RHT

000 772 6187

Tie Rod End



Model	Oem Ref No	Dimensions
MERCEDES UNIMOG U40/45	000 338 4923	Length : 100 Cones Ø : d1 18,0 d2 16,2 Taper : 1 / 10 Thread : M22 x 1,5 RHT

000 640 5862

Tie Rod End



Model	Oem Ref No	Dimensions
MERCEDES	000 460 5248	Length : 140 Cones Ø : d1 30,0 d2 27,0 Taper : 1 / 10 Thread : M30 x 1,5 RHT

000 647 8681

Tie Rod End



Model	Oem Ref No	Dimensions
MERCEDES MB TRAC 1100/ 1300/1400/1500	000 463 2429 000 463 2529	Length : 75 Cones Ø : d1 26,0 d2 23,5 Taper : 1 / 10 Thread : M22 x 1,5 RHT

000 772 7990

Tie Rod End



Model	Oem Ref No	Dimensions
MERCEDES 1813,1817, 1819,2020, 2624	000 338 3110	Length : 170 Cones Ø : d1 45,0 d2 40,5 Taper : 1 / 10 Thread : M38 x 1,5 RHT

009 640 8162

Tie Rod End



Model	Oem Ref No	Dimensions
MERCEDES ACTROS ATEGO AXOR ECONIC SK	001 460 2948	Length : 145 Cones Ø : d1 32,0 d2 28,8 Taper : 1 / 10 Thread : M30 x 1,5 RHT

009 640 5462

Tie Rod End



Model	Oem Ref No	Dimensions
MERCEDES CITARO 0530	001 460 5648	Length : 155 Cones Ø : d1 26,0 d2 23,5 Taper : 1 / 10 Thread : M30 x 1,5 RHT

009 640 6862

Tie Rod End



Model	Oem Ref No	Dimensions
MERCEDES ACTROS ATEGO AXOR	001 460 4248 001 460 5048 001 460 8548 002 460 0548	Length : 140 Cones Ø : d1 28,6 d2 23,9 Taper : 1 / 6 Thread : M28 x 1,5 RHT

411 640 9462

Tie Rod End



Model	Oem Ref No	Dimensions
MERCEDES SK	699 460 1648	Length : 160 Cones Ø : d1 30,0 d2 27,0 Taper : 1 / 10 Thread : M30 x 1,5 RHT

481 772 0090

Tie Rod End



Model	Oem Ref No	Dimensions
MERCEDES CITARO 0530 G/N	629 338 0010	Length : 140 Cones Ø : d1 30,0 d2 27,0 Taper : 1 / 10 Thread : M30 x 1,5 RHT

000 640 4362

Tie Rod End



Model	Oem Ref No	Dimensions
MERCEDES 0405 : G/GN/ GTD/N/ST	000 460 6748	Length : 168 Cones Ø : d1 30,0 d2 27,0 Taper : 1 / 10 Thread : M52 x 1,5 RHT

000 770 9175

Tie Rod End



Model	Oem Ref No	Dimensions
MERCEDES SK,0303,0304 0305,0307,0340 0405,0407,0408	000 330 1935 000 330 2935 000 330 4135 000 330 7835 000 338 5029 001 330 2235 001 330 2735	Length : 150 Cones Ø : d1 26,0 d2 23,5 Taper : 1 / 10 Thread : M35 x 1,5 LHT

000 770 6075

Tie Rod End



Model	Oem Ref No	Dimensions
MERCEDES SK,0303,0304 0305,0307,0340 0405,0407,0408	000 330 4035 000 330 7735 000 338 4929 001 330 2135 001 330 2635	Length : 150 Cones Ø : d1 26,0 d2 23,5 Taper : 1 / 10 Thread : M35 x 1,5 RHT

009 640 4162

Tie Rod End



Model	Oem Ref No	Dimensions
MERCEDES INTEGRO 0550 TRAVEGO 0580 TOURISMO 0350 0403	001 460 6948	Length : 90 Cones Ø : d1 30,0 d2 27,0 Taper : 1 / 10 Thread : M26 x 1,5 RHT

486 640 0762

Tie Rod End



Model	Oem Ref No	Dimensions
MERCEDES NG:3025/3028/ 3228/3328/ 3528 -8x4 Models SK 3235 - 8x4	624 460 0348	Length : 85 Cones Ø : d1 38,0 d2 34,3 Taper : 1 / 10 Thread : M26 x 1,5 RHT

009 640 9462

Tie Rod End



Model	Oem Ref No	Dimensions
MERCEDES ACTROS AXOR SK	001 460 1648 001 460 1548	Length : 75 Cones Ø : d1 32,0 d2 28,8 Taper : 1 / 10 Thread : M26 x 1,5 RHT

000 640 6162


Tie Rod End



Model	Oem Ref No	Dimensions
MERCEDES SK: 4050/4850 - 8x4 Models -	000 460 4948	Length : 95 Cones Ø : d1 30,0 d2 27,0 Taper : 1 / 10 Thread : M26 x 1,5 RHT

000 772 0850

Threaded Sleeve



Model	Oem Ref No	Dimensions
MERCEDES ACTROS ATEGO AXOR AXOR 2 ECONIC CITARO 0530 0405	000 338 0250 000 992 2039	Length : 100 Thread : M30 x 1,5 RHT M38 x 1,5 LHT

000 842 0929

Gearshift Link.



Model	Oem Ref No	Dimensions
MERCEDES	000 268 0181 000 268 5289 000 268 4889	Length : 85 Cones Ø : d1 12,0 d2 10,8 Taper : 1 / 10 Thread : M14 x 1,5 RHT

000 842 6321

Gearshift Link.



Model	Oem Ref No	Dimensions
MERCEDES LP LPS 608 LP LPS 709 NG 1219 S	000 268 4789 000 268 6189 366 268 0489	Length : 55 Cones Ø : d1 10,0 d2 10,0 Thread : M12 x 1,75 LHT

000 842 6421

Gearshift Link.



Model	Oem Ref No	Dimensions
MERCEDES LP LPS 608 LP LPS 709 NG 1219 S	000 268 4689 000 268 6289 366 268 0389	Length : 55 Cones Ø : d1 10,0 d2 10,0 Thread : M12 x 1,75 RHT

000 114 5865

Gearshift Link.



Model	Oem Ref No	Dimensions
MERCEDES LK/LN2 MK NG SK	000 996 5245	Length : 45 Cones Ø : d1 12,0 d2 12,0 Thread : M14 x 1,5 RHT

000 114 3065

Gearshift Link.



Model	Oem Ref No	Dimensions
MERCEDES ACTROS ATEGO LK/LN2 MK NG SK	000 996 7045 000 996 6845	Length : 55 Cones Ø : d1 10,0 d2 10,0 Thread : M14 x 1,5 RHT

000 114 5465

Gearshift Link.



Model	Oem Ref No	Dimensions
MERCEDES ACTROS LK/LN2 MK NG SK O 404	000 996 5645 000 996 5145	Length : 56 Cones Ø : d1 10,0 d2 10,0 Thread : M12 x 1,75 LHT

000 114 5565

Gearshift Link.



Model	Oem Ref No	Dimensions
MERCEDES ACTROS LK/LN2 MK NG SK O 404	000 996 5545 000 996 7545 000 996 5045	Length : 56 Cones Ø : d1 10,0 d2 10,0 Thread : M12 x 1,75 RHT

000 114 4365

Gearshift Link.



Model	Oem Ref No	Dimensions
MERCEDES ACTROS LK/LN2 MK NG SK	000 996 6745	Length : 60 Cones Ø : d1 10,0 d2 10,0 Thread : M12 x 1,75 LHT

000 114 4465

Gearshift Link.



Model	Oem Ref No	Dimensions
MERCEDES ACTROS LK/LN2 MK NG SK	000 996 6645	Length : 60 Cones Ø : d1 10,0 d2 10,0 Thread : M12 x 1,75 RHT

000 842 5121

Gearshift Link.



Model	Oem Ref No	Dimensions
MERCEDES ACTROS ATEGO NG SK	000 268 5989	Length : 55 Cones Ø : d1 12,0 d2 10,8 Taper : 1 / 10 Thread : M14 x 1,5 RHT

109 777 9883

Ball Joint



Model	Oem Ref No	Dimensions
MERCEDES SPRINTER:2TBUS /BOX/FLATBED CHASSIS-901,902/ 3T BOX/ FLATBED CHASSIS: 903 4T BUS/BOX/ FLATBED CHASSIS:904 616 CDI	901 333 1227 901 333 0627 901 333 0727 901 333 1127	Cones Ø : d1 26,0 d2 23,4 Taper : 1 / 10 Thread : M20 x 1,5 RHT

109 640 0955

Axial Joint



Model	Oem Ref No	Dimensions
MERCEDES SPRINTER:2TBUS /BOX/FLATBED CHASSIS-901,902/ 3T BUS/BOX/ FLATBED CHASSIS: 903 4T BUS/BOX/ FLATBED CHASSIS:904	901 460 0155 901 460 0255 901 460 0455	Length : 380 Thread : M16 x 1,5 RHT

109 640 0962

Tie Rod End



Model	Oem Ref No	Dimensions
MERCEDES SPRINTER:2TBUS /BOX/FLATBED CHASSIS-901,902/ 3T BUS/BOX/ FLATBED CHASSIS: 903 4T BUS/BOX/ FLATBED CHASSIS:904	901 460 0148 901 460 0348	Length : 80 Cones Ø : d1 20,0 d2 18,0 Taper : 1 / 10 Thread : M16 x 1,5 RHT

472 640 0055

Axial Joint



Model	Oem Ref No	Dimensions
MERCEDES V-CLASS 638/2 VITO BUS/BOX 638	638 460 0055 638 460 0255	Length : 335 Thread : M16 x 1,5 RHT

472 640 0062

Tie Rod End



Model	Oem Ref No	Dimensions
MERCEDES V-CLASS 638/2 VITO BUS/BOX 638	638 460 0048	Length : 75 Cones Ø : d1 20,0 d2 16,8 Taper : 1 / 6 Thread : M16 x 1,5 RHT

109 640 0862

Tie Rod End



Model	Oem Ref No	Dimensions
MERCEDES SPRINTER 3TBUS /BOX/ FLATBED CHASSIS: 903 4T BOX/ FLATBED CHASSIS: 904	901 460 0248	Length : 75 Cones Ø : d1 20,0 d2 18,0 Taper : 1 / 10 Thread : M16 x 1,5 RHT

000 780 0082

Ball Joint



Model	Oem Ref No	Dimensions
MERCEDES 100:BUS/BOX/ FLATBED CHASSIS 631 HENSCHEL 2T/206 /207 0100 CITY T1:BUS 601	000 320 0028 000 320 0128 608 320 0028 608 320 0128 631 320 0028 631 320 0228	Cones Ø : d1 22,0 d2 20,0 Taper : 1 / 10 Thread : M16 x 1,5 RHT

000 640 6862

Tie Rod End



Model	Oem Ref No	Dimensions
MERCEDES SK NG O309D T1:BUS/BOX/ FLATBED CHASSIS 601/602 T1/TN T2/L	000 460 4248 000 460 4648 000 460 8648 000 460 8748	Length : 245 Cones Ø : d1 18,0 d2 16,2 Taper : 1 / 10 Thread : M22 x 1,5 LHT

000 770 5075

Tie Rod End



Model	Oem Ref No	Dimensions
MERCEDES SK NG O309D T1:BUS/BOX/ FLATBED CHASSIS 601/602 T1/TN T2/L	000 330 5035 000 460 2148 000 460 4148 000 460 4548 000 460 8548 310 330 0435 310 330 0835 310 330 1335 308 330 7235	Length : 92 Cones Ø : d1 18,0 d2 16,2 Taper : 1 / 10 Thread : M22 x 1,5 RHT

408 770 0075

Tie Rod End



Model	Oem Ref No	Dimensions
MERCEDES T1:BUS/BOX/ FLATBED CHASSIS 601 BOX/FLATBED CHASSIS 602	602 330 0035 602 330 5435 602 330 5735 602 330 5935	Length : 115 Cones Ø : d1 18,0 d2 16,2 Taper : 1 / 10 Thread : M24 x 1,5 LHT

408 770 0975

Tie Rod End



Model	Oem Ref No	Dimensions
MERCEDES T1:BUS/BOX/ FLATBED CHASSIS 601 BOX/FLATBED CHASSIS 602	602 330 0135 602 330 5535 602 330 5835 602 330 6035	Length : 115 Cones Ø : d1 18,0 d2 16,2 Taper : 1 / 10 Thread : M24 x 1,5 RHT

409 770 0575

Tie Rod End



Model	Oem Ref No	Dimensions
MERCEDES T1:BUS/BOX/ FLATBED CHASSIS 601-602 T1/TN T2/LN1 VARIO	601 330 0535 601 330 0735 601 330 5235	Length : 92 Cones Ø : d1 18,0 d2 16,2 Taper : 1 / 10 Thread : M20 x 1,5 LHT

409 770 0675

Tie Rod End



Model	Oem Ref No	Dimensions
MERCEDES T1:BUS/BOX/ FLATBED CHASSIS 601-602 T1/TN T2/LN1 VARIO	601 330 0435 601 330 0635 601 330 5335	Length : 92 Cones Ø : d1 18,0 d2 16,2 Taper : 1 / 10 Thread : M20 x 1,5 RHT

479 772 0790**Tie Rod End**

Model	Oem Ref No	Dimensions
MERCEDES 100:BUS/BOX/ FLATBED CHASSIS 631 D	631 338 0310	Length : 92 Cones Ø : d1 18,2 d2 16,2 Taper : 1 / 10 Thread : M18 x 1,5 LHT

479 772 0690**Tie Rod End**

Model	Oem Ref No	Dimensions
MERCEDES 100:BUS/BOX/ FLATBED CHASSIS 631 D	631 338 0410	Length : 92 Cones Ø : d1 18,2 d2 16,2 Taper : 1 / 10 Thread : M18 x 1,5 RHT

000 640 4562**Tie Rod End**

Model	Oem Ref No	Dimensions
MERCEDES 100:BUS/BOX/ FLATBED CHASSIS 631 D	000 460 6548	Length : 92 Cones Ø : d1 18,2 d2 16,2 Taper : 1 / 10 Thread : M18 x 1,5 RHT

479 770 0675**Tie Rod End**

Model	Oem Ref No	Dimensions
MERCEDES 100:BUS/BOX/ FLATBED CHASSIS 631 D 0100 CITY	631 330 0435	Length : 100 Cones Ø : d1 20,0 d2 18,0 Taper : 1 / 10 Thread : M20 x 1,5 LHT

000 640 3862**Tie Rod End**

Model	Oem Ref No	Dimensions
MERCEDES G-CLASS (W460) / 230/280/300/(W461) 230/250/ CLOSED OFF-ROAD VEHICLE (W463) 230 /300/320 CABRIO (W463) 230	000 460 7248 001 330 4835 460 330 1235	Length : 100 Cones Ø : d1 20,0 d2 18,2 Taper : 1 / 10 Thread : M20 x 1,5 RHT

479 770 0575**Tie Rod End**

Model	Oem Ref No	Dimensions
MERCEDES 100:BUS/BOX/ FLATBED CHASSIS (631) D	631 330 0535	Length : 106 Cones Ø : d1 22,0 d2 20,0 Taper : 1 / 10 Thread : M24 x 1,5 RHT

000 770 9975**Tie Rod End**

Model	Oem Ref No	Dimensions
MERCEDES T2/LN1 VARIO	000 330 1135	Length : 96 Cones Ø : d1 18,0 d2 16,2 Taper : 1 / 10 Thread : M24 x 1,5 LHT

000 770 9075**Tie Rod End**

Model	Oem Ref No	Dimensions
MERCEDES T2/LN1 VARIO	000 330 1035 000 338 1610 001 330 1235 001 330 1435	Length : 96 Cones Ø : d1 18,0 d2 16,2 Taper : 1 / 10 Thread : M24 x 1,5 LHT

000 770 8475

Tie Rod End



Model	Oem Ref No	Dimensions
MERCEDES O309 B/D T2/L:L406/407/408 409/410/508/608 LF 408/409/LK 408 /409 LKO 508	000 330 2635 000 330 6935 001 330 0835 001 330 1035	Length : 160 Cones Ø : d1 18,0 d2 16,2 Taper : 1 / 10 Thread : M24 x 1,5 LHT

000 770 8375

Tie Rod End



Model	Oem Ref No	Dimensions
MERCEDES O309 B/D T2/L:L406/407/408 409/410/508/608 LF 408/409/LK 408 /409 LKO 508	000 330 2735 000 330 7035 001 330 0735 001 330 0935	Length : 160 Cones Ø : d1 18,0 d2 16,2 Taper : 1 / 10 Thread : M24 x 1,5 RHT

790 770 8775

Tie Rod End



Model	Oem Ref No	Dimensions
MERCEDES O 309 D T2/L: L 508/608 /613	310 330 2335 310 330 0335 310 330 1935 310 330 2735	Length : 190 Cones Ø : d1 20,0 d2 18,0 Taper : 1 / 10 Thread : M24 x 1,5 LHT

000 770 9875

Tie Rod End



Model	Oem Ref No	Dimensions
MERCEDES O 309 D T2/L: L 508/608 /613	310 330 2235 310 330 0235 310 330 2635 310 330 1835	Length : 190 Cones Ø : d1 20,0 d2 18,0 Taper : 1 / 10 Thread : M24 x 1,5 RHT

790 770 8575

Tie Rod End



Model	Oem Ref No	Dimensions
MERCEDES 0309 T2/L:L508/608/ 613 LKO 508	310 330 2535 310 330 2135 310 330 0135 310 330 1635	Length : 160 Cones Ø : d1 20,0 d2 18,15 Taper : 1 / 10 Thread : M24 x 1,5 LHT

790 770 0075

Tie Rod End



Model	Oem Ref No	Dimensions
MERCEDES 0309 T2/L:L508/608/ 613 LKO 508	310 330 0035 310 330 1735 310 330 2035 310 330 2435	Length : 160 Cones Ø : d1 20,0 d2 18,15 Taper : 1 / 10 Thread : M24 x 1,5 RHT

000 770 5475

Tie Rod End



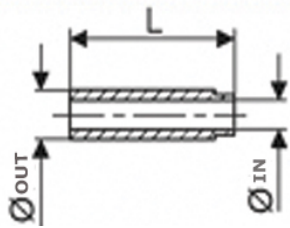
Model	Oem Ref No	Dimensions
MERCEDES 0309 T2/L:L508/608/ 613 LKO 508	000 330 5635 000 338 1810 000 460 4348 000 460 5648 310 330 0635 310 330 1035 310 330 1235	Length : 106 Cones Ø : d1 20,0 d2 18,0 Taper : 1 / 10 Thread : M24 x 1,5 RHT



to fit **Mercedes**
Valve Guide

798 057 0470

Inlet Valve Guide



Model	Oem Ref No	Cylinder No / BØmm	
MERCEDES OM 314/A OM 352/A	312 053 0630	R4/6 97	Ø Out : 15,1 Ø In : 9 Length : 78

789 057 9870

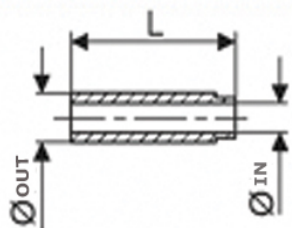
Exhaust Valve Guide



Model	Oem Ref No	Cylinder No / BØmm	
MERCEDES OM 314/A OM 352/A	321 053 1230	R4/6 97	Ø Out : 15 Ø In : 10 Length : 78

789 057 9770

Exhaust Valve Guide



Model	Oem Ref No	Cylinder No / BØmm	
MERCEDES OM 314/A OM 352/A	321 053 1330	R4/6 97	Ø Out : 15,1 Ø In : 10 Length : 78

758 057 8881

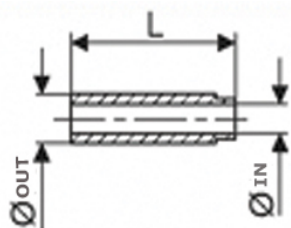
Inlet Valve Guide



Model	Oem Ref No	Cylinder No / BØmm	
MERCEDES OM 314/A OM 352/A OM 364/A/LA OM 366/A/LA	352 053 2229 366 053 0729	R4/6 97/97,5	Ø Out : 15 Ø In : 9 Length : 72

758 057 8781

Inlet Valve Guide



Model	Oem Ref No	Cylinder No / BØmm	
MERCEDES OM 314/A OM 352/A OM 364/A/LA OM 366/A/LA	352 053 2329 366 053 0929	R4/6 97/97,5	Ø Out : 15,2 Ø In : 9 Length : 72

798 057 0870

Inlet Valve Guide



Model	Oem Ref No	Cylinder No / BØmm	
MERCEDES OM 314/A OM 352/A	312 053 0230	R4/6 97	Ø Out : 15 Ø In : 9 Length : 78

764 057 0181

Inlet Valve Guide



Model	Oem Ref No	Cylinder No / BØmm	
MERCEDES OM 346 A/H OM 355 A	346 053 0929	R6 128	Ø Out : 15 Ø In : 9 Length : 67,5

755 057 0770


Exhaust Valve Guide



Model	Oem Ref No	Cylinder No / BØmm	
MERCEDES OM 346 A/H OM 355 A	355 053 0330	R6 128	Ø Out : 15 Ø In : 9 Length : 86,5

783 057 0720

Inlet Valve Guide



Model	Oem Ref No	Cylinder No / BØmm	
MERCEDES OM 360	327 053 0380	R6 115	Ø Out : 16 Ø In : 10 Length : 85

740 057 0081


Inlet Valve Guide



Model	Oem Ref No	Cylinder No / BØmm	
MERCEDES OM 360	360 053 0029	R6 115	Ø Out : 16 Ø In : 9,6 Length : 79

783 057 9670

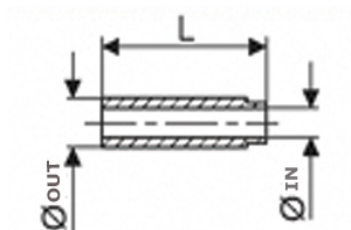
Exhaust Valve Guide



Model	Oem Ref No	Cylinder No / BØmm	
MERCEDES OM 360	327 053 1430	R6 115	Ø Out : 16 Ø In : 10 Length : 77

740 057 0070

Exhaust Valve Guide



Model	Oem Ref No	Cylinder No / BØmm	
MERCEDES OM 360	360 053 0030	R6 115	Ø Out : 16 Ø In : 9,6 Length : 71

758 057 7370

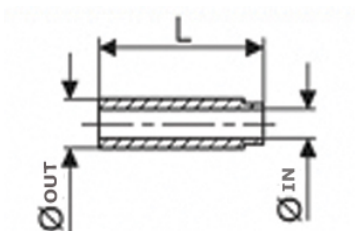
Exhaust Valve Guide



Model	Oem Ref No	Cylinder No / BØmm	
MERCEDES OM 314/A OM 352/A OM 364/A/LA OM 366/A/LA	352 053 3730 366 053 0230	R4/6 97/97,5	Ø Out : 15 Ø In : 10 Length : 67

758 057 7270

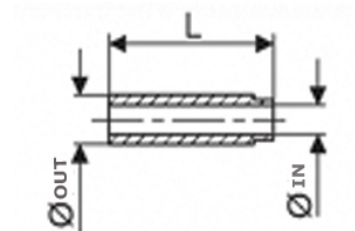
Exhaust Valve Guide



Model	Oem Ref No	Cylinder No / BØmm	
MERCEDES OM 314/A OM 352/A OM 364/A/LA OM 366/A/LA	352 053 3830 366 053 0430	R4/6 97/97,5	Ø Out : 15,2 Ø In : 10 Length : 67

789 057 9770

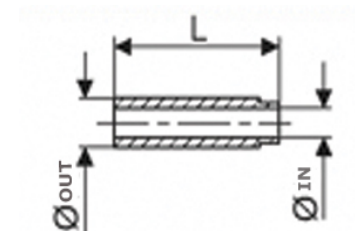
Inlet-Exhaust Valve Guide



Model	Oem Ref No	Cylinder No / BØmm	
MERCEDES OM 401-404/A/LA OM407-409/A/h LA OM 421-424/A/LA OM427-429/A/h/LA OM441-444/A/LA OM447-449/A/h/LA	403 053 0130	R5/6 V6-12 125/128/130	Ø Out : 18,2 Ø In : 12 Length : 67

688 057 0670

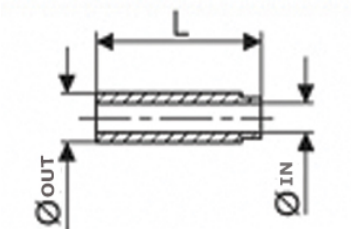
Inlet-Exhaust Valve Guide



Model	Oem Ref No	Cylinder No / BØmm	
MERCEDES OM OM 401-404/A/LA OM407-409/A/h LA OM 421-424/A/LA OM427-429/A/h/LA OM441-444/A/LA OM447-449/A/h/LA	422 053 0430	R5/6 V6-12 125/128/130	Ø Out : 18 Ø In : 12 Length : 67

688 057 0570

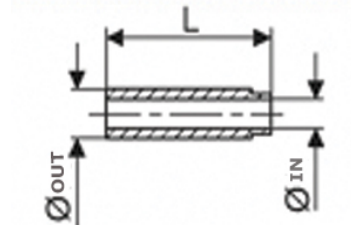
Inlet-Exhaust Valve Guide



Model	Oem Ref No	Cylinder No / BØmm	
MERCEDES OM 401-404/A/LA OM407-409/A/h LA OM 421-424/A/LA OM427-429/A/h/LA OM441-444/A/LA OM447-449/A/h/LA	422 053 0530	R5/6 V6-12 125/128/130	Ø Out : 18,2 Ø In : 12 Length : 67

607 057 0070

Inlet-Exhaust Valve Guide



Model	Oem Ref No	Cylinder No / BØmm	
MERCEDES OM 401-404/A/LA OM407-409/A/h LA OM 421-424/A/LA OM427-429/A/h/LA OM441-444/A/LA OM447-449/A/h/LA	403 053 0030	R5/6 V6-12 125/128/130	Ø Out : 18 Ø In : 11,50 Length : 67

789 057 9770

Inlet-Exhaust Valve Guide



Model	Oem Ref No	Cylinder No / BØmm	
MERCEDES OM 457 LA/HLA OM 501/502 LA	541 053 1230 457 053 1230 541 053 2730	R6 V6/8 128/130	Ø Out : 15,035 Ø In : 9,01 Length : 61,10

409 050 0386

Inlet Valve Guide



Model	Oem Ref No	Cylinder No / BØmm	
MERCEDES OM 601/A OM 602/A/LA OM 603/A	601 050 0724	R4/5/6 87/89	Ø Out : 14,20 Ø In : 8,01 Length : 39,50

409 050 9086

Exhaust Valve Guide



Model	Oem Ref No	Cylinder No / BØmm	
MERCEDES OM 601/A OM 602/A/LA OM 603/A	601 050 1024	R4/5/6 87/89	Ø Out : 14,20 Ø In : 9,01 Length : 37,50

494 057 0781

Inlet Valve Guide



Model	Oem Ref No	Cylinder No / BØmm	
MERCEDES OM 615 OM 616 OM 617	616 053 0329	R4/5 87	Ø Out : 14,04 Ø In : 10,01 Length : 60,00

494 057 0770

Exhaust Valve Guide



Model	Oem Ref No	Cylinder No / BØmm	
MERCEDES OM 615 OM 616 OM 617	616 053 0330	R4/5 87	Ø Out : 14,04 Ø In : 10,01 Length : 48,50

104 057 0581















Inlet-Exhaust Valve Guide



Model	Oem Ref No	Cylinder No / BØmm	
MERCEDES OM 904/906 LA	906 053 0529	R4/6 102	Ø Out : 14,04 Ø In : 8 Length : 60




to fit **Mercedes**
Valve

<p>569 050 0883 Exhaust Valve</p> <table border="0"> <tr> <td>Oem Ref</td> <td>Model</td> </tr> <tr> <td>541 050 0227</td> <td>OM457 OM541 OM542</td> </tr> </table>	Oem Ref	Model	541 050 0227	OM457 OM541 OM542	<p>668 050 0883 Exhaust Valve</p> <table border="0"> <tr> <td>Oem Ref</td> <td>Model</td> </tr> <tr> <td>442 050 0227 442 050 0327</td> <td>OM401-441 OM442-423</td> </tr> </table>	Oem Ref	Model	442 050 0227 442 050 0327	OM401-441 OM442-423	<p>569 050 0884 Intake Valve</p> <table border="0"> <tr> <td>Oem Ref</td> <td>Model</td> </tr> <tr> <td>541 050 0226</td> <td>OM457-541 OM542</td> </tr> </table>	Oem Ref	Model	541 050 0226	OM457-541 OM542	<p>668 050 0884 Intake Valve</p> <table border="0"> <tr> <td>Oem Ref</td> <td>Model</td> </tr> <tr> <td>442 050 0226 442 050 0526</td> <td>OM401-441 OM442-423</td> </tr> </table>	Oem Ref	Model	442 050 0226 442 050 0526	OM401-441 OM442-423
Oem Ref	Model																		
541 050 0227	OM457 OM541 OM542																		
Oem Ref	Model																		
442 050 0227 442 050 0327	OM401-441 OM442-423																		
Oem Ref	Model																		
541 050 0226	OM457-541 OM542																		
Oem Ref	Model																		
442 050 0226 442 050 0526	OM401-441 OM442-423																		
 <p>Length (mm): 145 Valve Head Diameter (mm) : 41 Valve Stem Diameter (mm) : 9 Valve Seat Angle (°) : 45 Groove : 1</p>	 <p>Length (mm): 142,5 Valve Head Diameter (mm) : 51 Valve Stem Diameter (mm) : 12 Valve Seat Angle (°) : 45 Groove : 1</p>	 <p>Length (mm): 145 Valve Head Diameter (mm) : 45,5 Valve Stem Diameter (mm) : 9 Valve Seat Angle (°) : 30 Groove : 1</p>	 <p>Length (mm): 142,5 Valve Head Diameter (mm) : 59 Valve Stem Diameter (mm) : 12 Valve Seat Angle (°) : 30 Groove : 1</p>																
<p>744 050 0784 Intake Valve</p> <table border="0"> <tr> <td>Oem Ref</td> <td>Model</td> </tr> <tr> <td>366 050 0326</td> <td>OM364 25.17</td> </tr> </table>	Oem Ref	Model	366 050 0326	OM364 25.17	<p>744 050 0883 Exhaust Valve</p> <table border="0"> <tr> <td>Oem Ref</td> <td>Model</td> </tr> <tr> <td>366 050 0227</td> <td>OM364 25.17</td> </tr> </table>	Oem Ref	Model	366 050 0227	OM364 25.17	<p>744 050 0384 Intake Valve</p> <table border="0"> <tr> <td>Oem Ref</td> <td>Model</td> </tr> <tr> <td>366 050 0726</td> <td>OM366 25.21</td> </tr> </table>	Oem Ref	Model	366 050 0726	OM366 25.21	<p>744 050 0883 Exhaust Valve</p> <table border="0"> <tr> <td>Oem Ref</td> <td>Model</td> </tr> <tr> <td>366 050 0227</td> <td>OM366 25.21</td> </tr> </table>	Oem Ref	Model	366 050 0227	OM366 25.21
Oem Ref	Model																		
366 050 0326	OM364 25.17																		
Oem Ref	Model																		
366 050 0227	OM364 25.17																		
Oem Ref	Model																		
366 050 0726	OM366 25.21																		
Oem Ref	Model																		
366 050 0227	OM366 25.21																		
 <p>Length (mm): 140,5 Valve Head Diameter (mm) : 42 Valve Stem Diameter (mm) : 9 Valve Seat Angle (°) : 30 Groove : 1</p>	 <p>Length (mm): 140,5 Valve Head Diameter (mm) : 36 Valve Stem Diameter (mm) : 10 Valve Seat Angle (°) : 45 Groove : 1</p>	 <p>Length (mm): 140,5 Valve Head Diameter (mm) : 42 Valve Stem Diameter (mm) : 8,95 Valve Seat Angle (°) : Groove : 1</p>	 <p>Length (mm): 140,5 Valve Head Diameter (mm) : 36 Valve Stem Diameter (mm) : 10 Valve Seat Angle (°) : 45 Groove : 1</p>																
<p>668 050 0584 Intake Valve</p> <table border="0"> <tr> <td>Oem Ref</td> <td>Model</td> </tr> <tr> <td>442 050 0526</td> <td>OM422 O303 V6</td> </tr> </table>	Oem Ref	Model	442 050 0526	OM422 O303 V6	<p>668 050 0883 Exhaust Valve</p> <table border="0"> <tr> <td>Oem Ref</td> <td>Model</td> </tr> <tr> <td>442 050 0227</td> <td>OM422 O303 V6</td> </tr> </table>	Oem Ref	Model	442 050 0227	OM422 O303 V6	<p>569 050 0884 Intake Valve</p> <table border="0"> <tr> <td>Oem Ref</td> <td>Model</td> </tr> <tr> <td>541 050 0226</td> <td>OM501-OM502 ACTROS-TRAVEGO V6-V8</td> </tr> </table>	Oem Ref	Model	541 050 0226	OM501-OM502 ACTROS-TRAVEGO V6-V8	<p>569 050 0883 Exhaust Valve</p> <table border="0"> <tr> <td>Oem Ref</td> <td>Model</td> </tr> <tr> <td>541 050 0227</td> <td>OM501-OM502 ACTROS-TRAVEGO V6-V8</td> </tr> </table>	Oem Ref	Model	541 050 0227	OM501-OM502 ACTROS-TRAVEGO V6-V8
Oem Ref	Model																		
442 050 0526	OM422 O303 V6																		
Oem Ref	Model																		
442 050 0227	OM422 O303 V6																		
Oem Ref	Model																		
541 050 0226	OM501-OM502 ACTROS-TRAVEGO V6-V8																		
Oem Ref	Model																		
541 050 0227	OM501-OM502 ACTROS-TRAVEGO V6-V8																		
 <p>Length (mm): 142,5 Valve Head Diameter (mm) : 59 Valve Stem Diameter (mm) : 12 Valve Seat Angle (°) : 30 Groove : 1</p>	 <p>Length (mm): 142,5 Valve Head Diameter (mm) : 51 Valve Stem Diameter (mm) : 12 Valve Seat Angle (°) : 45 Groove : 1</p>	 <p>Length (mm): 145 Valve Head Diameter (mm) : 45,5 Valve Stem Diameter (mm) : 9 Valve Seat Angle (°) : 30 Groove : 1</p>	 <p>Length (mm): 145 Valve Head Diameter (mm) : 41 Valve Stem Diameter (mm) : 9 Valve Seat Angle (°) : 45 Groove : 1</p>																
<p>104 050 0784 Intake Valve</p> <table border="0"> <tr> <td>Oem Ref</td> <td>Model</td> </tr> <tr> <td>906 050 0326</td> <td>OM 904-OM906 ATECO-AXOR 4-6 CYLINDER</td> </tr> </table>	Oem Ref	Model	906 050 0326	OM 904-OM906 ATECO-AXOR 4-6 CYLINDER	<p>104 050 0783 Exhaust Valve</p> <table border="0"> <tr> <td>Oem Ref</td> <td>Model</td> </tr> <tr> <td>906 050 0327</td> <td>OM 904-906 ATECO-AXOR 4-6 CYLINDER</td> </tr> </table>	Oem Ref	Model	906 050 0327	OM 904-906 ATECO-AXOR 4-6 CYLINDER										
Oem Ref	Model																		
906 050 0326	OM 904-OM906 ATECO-AXOR 4-6 CYLINDER																		
Oem Ref	Model																		
906 050 0327	OM 904-906 ATECO-AXOR 4-6 CYLINDER																		
 <p>Length (mm): 128,9 Valve Head Diameter (mm) : 34 Valve Stem Diameter (mm) : 8 Valve Seat Angle (°) : 20 Groove : 1</p>	 <p>Length (mm): 152,7 Valve Head Diameter (mm) : 38 Valve Stem Diameter (mm) : 8 Valve Seat Angle (°) : 45 Groove : 1</p>																		




to fit **Mercedes**
Valve Tappet

**758 056 0509**


Valve Tappet

Model	Oem Ref No	Cylinder No / BØmm
MERCEDES OM 314 /A OM 352 /A OM 364 /A/LA OM 366 /A/LA	352 054 0501	R4/6 97/97,5

**755 056 0909**

Valve Tappet

Model	Oem Ref No	Cylinder No / BØmm
MERCEDES OM 346 OM 355 /A	355 054 0101 346 054 0201	R5/6 128

**783 056 0909**

Valve Tappet

Model	Oem Ref No	Cylinder No / BØmm
MERCEDES OM 360 /A	327 054 0101	R6 115

**607 056 9209**

Valve Tappet

Model	Oem Ref No	Cylinder No / BØmm
MERCEDES OM401-404 OM407-409 OM421-424 OM427-429 OM441-444 OM447-449	403 054 1801	R5/6 V6-12 125/128/130

607 056 9109

Valve Tappet



Model	Oem Ref No	Cylinder No / BØmm
MERCEDES OM401-404 OM407-409 OM421-424 OM427-429 OM441-444 OM447-449	403 054 1901	R5/6 V6-12 125/128/130

607 056 8009

Valve Tappet



Model	Oem Ref No	Cylinder No / BØmm
MERCEDES OM401-404 OM407-409 OM421-424 OM427-429 OM441-444 OM447-449	403 054 2001	R5/6 V6-12 125/128/130

634 050 0085

Valve Tappet



Model	Oem Ref No	Cylinder No / BØmm
MERCEDES OM401-404/A/LA OM407-409/A/h LA OM421-424/A/LA OM427-429A/h/LA OM441-444/A/LA OM447-449A/h/LA	476 050 0025 422 050 0325	R5/6 V6-12 125/128/130

569 050 0788

Valve Tappet



Model	Oem Ref No	Cylinder No / BØmm
MERCEDES OM 457 LA/HLA OM 501/502 LA	541 050 0322	R6 V6/8 128/130

**409 050 0785**

Valve Tappet

Model	Oem Ref No	Cylinder No / BØmm
MERCEDES OM 601 /A/LA OM 602 /ALA OM 603 /A	601 050 0325 601 050 0425 601 050 0525 601 050 0725 601 050 0825	R4/5/6 87/89


**104 056 0309**

Valve Tappet

Model	Oem Ref No	Cylinder No / BØmm
MERCEDES OM 904/906 LA	906 054 0701	R4/6 102




to fit **Mercedes**
Water Pump



755 800 0209

Water Pump

Oem Ref No	Type	Engine	Dimensions
355 200 0801 old nos. 355 200 0101 355 200 0601 355 200 0901 355 200 1101 355 200 1501	355.910 , 930 , 932 176 kW 355.983 , 984 177 kW 355.960 , 962-964 966-970, 974-981 184 kW 355.982 , 983 207 kW 355.969,983,984	OM 355 OM 355 A	Ø 15 mm



746 800 8009

Water Pump


Oem Ref No	Type	Engine	Dimensions
364 200 2001 old nos. 364 200 0101 364 200 0901	354.900 - 903 , 920-925 364.906 , 907 911-913 916-921 , 950 952, 954-958 981, 982-987	OM 364 /A/LA	Ø 15 mm



744 800 5109

Water Pump

Oem Ref No	Type	Engine	Dimensions
366 200 5901 old nos. 366 200 0401 366 200 0901		OM 366 OM 366 A OM 366 LA OM 366 LA EURO II	Ø 15 mm




607 800 3709

Water Pump (with retarder)

Oem Ref No	Type	Engine	Dimensions
403 200 7301 old nos. 403 200 5301		OM 402 LA EURO I OM 407 /H/A/LA/HA OM 427 /A/LA/HA OM 427 /H OM 441 A/LA OM 447 HLA EURO II OM 447 A/LA/HA OM 447 H	Impeller 125 x 15 mm

607 800 3509

Water Pump (with intarder)



Oem Ref No	Type	Engine	Dimensions
403 200 7501	3236	OM 423.909	Impeller 125 x 15 mm

607 800 3009


Water Pump (narrow)



Oem Ref No	Type	Engine	Dimensions
403 200 7001 old nos. 403 200 2701 403 200 3201 403 200 3401 403 200 3501 403 200 4901		OM 401 OM 401 A OM 402 OM 403 OM 404 OM 404 A OM 407 OM 407 A	Impeller 125 x 15 mm

607 800 3909


Water Pump (large)



Oem Ref No	Type	Engine	Dimensions
403 200 7101 old nos. 403 200 4401 403 200 5101		OM 401 A - OM 402 A - OM 403 OM 404 A - OM 407/A/AH/H HA/LA - OM 421 A/LA OM 422 /A/LA - OM 423 /A/LA OM 424 /A/LA - OM 427 /A/H/HA/LA OM 441 /A/LA - OM 442 /A/LA OM 443 - OM 444 OM 447 /A/H/HA/LA	Impeller 125 x 15 mm

688 800 9609

Water Pump




Oem Ref No	Type	Engine	Dimensions
422 200 1401		OM 401 /A - OM 402 /A OM 403 - OM 407/A/AH/H/ HA/LA - OM 421 /A/LA - OM 422 /A/LA OM 423 /A/LA - OM 424 /A/LA OM 427 /A/H/HA/LA OM 441 /A/LA OM 442 /A/LA OM 443 OM 444 OM 447 /A/H/HA/LA	Impeller 135 x 15 mm




688 800 9809
Water Pump (with intarder)

Oem Ref No	Type	Engine	Dimensions
422 200 1201 old nos. 422 200 0701		OM 422	Impeller 135 x 15 mm




688 800 9909
Water Pump (with retarder)

Oem Ref No	Type	Engine	Dimensions
422 200 1101 old nos. 422 200 0601		OM 401/A - OM 402/A - OM 403 OM 407 /A/AH/H - HA/LA OM 421 /A/LA - OM 422 /A/LA OM 423 /A/LA - OM 424 /A/LA OM 427 /A/H/HA/LA OM 441 /A/LA - OM 442 /A/LA OM 443 OM 444 OM 447 /A/H/HA/LA	Impeller 135 x 15 mm



688 800 9009
Water Pump (large)

Oem Ref No	Type	Engine	Dimensions
422 200 1001 old nos. 422 200 0501		OM 423/A/LA OM 443 LA OM 444	Impeller 135 x 15 mm




669 800 0709
Water Pump

Oem Ref No	Type	Engine	Dimensions
441 200 0301		OM 440 OM 441 441.900 - 919 from engine : 504520 OM 442 442.900, 905 - 919 from engine : 504398	Impeller 125 x 15 x 8 mm



669 800 0809
Water Pump

Oem Ref No	Type	Engine	Dimensions
441 200 0201 old nos. 441 200 0101		OM 441 from engine : 504520 441.900 - 919 OM 441 from engine : 504520 441.920 - 933 OM 442 440.907 , 909 OM 442 from engine : 504398 442.900, 905-919 OM 442 from engine : 504398 442.920 - 939	Impeller 125 x 15 x 8 mm



568 800 9209
Water Pump (with retarder)

Oem Ref No	Type	Engine	Dimensions
542 200 1801 old nos. 542 200 2201	ACTROS	OM 501 LA OM 502 LA	Ø 15 mm



568 800 8909
Water Pump

Oem Ref No	Type	Engine	Dimensions
542 200 2101 old nos. 542 200 1701	ACTROS	OM 501 LA OM 502 LA	Ø 15 mm



106 800 8409
Water Pump

Oem Ref No	Type	Engine	Dimensions
904 200 2601 old nos. 904 200 0401 904 200 0801 904 200 2001		OM 904 LA	Ø 15 mm



106 800 5909

Water Pump

Oem Ref No	Type	Engine	Dimensions
904 200 5101 old nos. 904 200 4901		OM 904 LA EC POWER OM 904.908 - OM 904.907 OM 904 LA - OM 906 LA OM 904.906 OM 904.905 / 906	Extra Hole



104 800 4909

Water Pump

Oem Ref No	Type	Engine	Dimensions
906 200 6101 old nos. 906 200 1401 906 200 2201 906 200 2911 906 200 5401		OM 904 LA OM 906 LA	Ø 15 mm



569 800 9809

Water Pump

Oem Ref No	Type	Engine	Dimensions
541 200 1201 old nos. 541 200 0101 541 200 1101	ACTROS	OM 501 LA	Ø 15 mm



568 800 8009

Water Pump (with retarder)


Oem Ref No	Type	Engine	Dimensions
542 200 2001 old nos. 542 200 0601 542 200 1601	ACTROS	OM 501 LA OM 501 A	Ø 15 mm



568 800 9109

Water Pump

Oem Ref No	Type	Engine	Dimensions
542 200 1901 old nos. 542 200 0501 542 200 1501	ACTROS	OM 501 LA OM 502 LA	Ø 15 mm



653 800 0509

Water Pump (with retarder)

Oem Ref No	Type	Engine	Dimensions
457 200 0501 old nos. 457 200 0201		OM 457 OM 458	Hole: 20 mm



653 800 9009

Water Pump (with retarder)


Oem Ref No	Type	Engine	Dimensions
457 200 1001		OM 457 OM 458	Closed Hole



653 800 0909

Water Pump

Oem Ref No	Type	Engine	Dimensions
457 200 0101 old nos. 475 200 0101 475 200 0201		OM 457 LA	Ø 15 mm



653 800 0209

Water Pump

Oem Ref No	Type	Engine	Dimensions
457 200 0801		OM 457 OM 458	Ø 15 mm



to fit **Mercedes**
Wheel Axle

764 754 9695

Thrust Washer - no hardening



Oem Ref No	Type	BM / Model	Dimensions
346 356 1415 346 356 0315		349 - L/LK 1921 740 - HD 7/016 DG13 748 - HD 7/050 DCGS 16	Ø115 x Ø145 x 32

764 754 9695 S


Thrust Washer - surface hardened



Oem Ref No	Type	BM / Model	Dimensions
346 356 1415 S 346 356 0315 S		349 - L/LK 1921 740 - HD 7/016 DG13 748 - HD 7/050 DCGS 16	Ø115 x Ø145 x 32

755 754 0195


Thrust Washer - no hardening



Oem Ref No	Type	BM / Model	Dimensions
355 356 0915 355 356 1215		699 - LU1720, 1920, 1921, 1924 740 - HD 7/2 DG 10 748 - HL 7/050 DCS 11.5 749 - NR 7/4 DL 10	Ø110 x Ø145 x 32

755 754 0195 S


Thrust Washer - surface hardened



Oem Ref No	Type	BM / Model	Dimensions
355 356 0915 S 355 356 1215 S		699 - LU1720, 1920, 1921, 1924 740 - HD 7/2 DG 10 748 - HL 7/050 DCS 11.5 749 - NR 7/4 DL 10	Ø110 x Ø145 x 32

409 770 0691


King Pin Set



Oem Ref No	Type	BM / Model	Dimensions
601 330 0419		730 - VL 0/1 C 1,3 730 - VL 0/2 C 1,5	Ø23 x 131,5

409 770 0091


King Pin Set



Oem Ref No	Type	BM / Model	Dimensions
601 330 0019 601 586 5033 601 332 5306 S		730 - VL 0/1 C 1,3 730 - VL 0/2 C 1,5	Ø23 x 131,5

430 770 0991


King Pin Set



Oem Ref No	Type	BM / Model	Dimensions
670 330 0119 675 330 0119		730 - VL 2/13 C 2,9 730 - VL 2/14 C 2,9 730 - VL 2/9 D 3,1 733 - VL 2/13 C 2,9 733 - VL 2/15 DC 3,2 733 - VL 2/16 DC 3,2	Ø30 x 186


409 770 0791

King Pin Set




Oem Ref No	Type	BM / Model	Dimensions
601 330 0319		730 - VL 0/1 C 1,3 730 - VL 0/2 C 1,5	Ø40 x Ø70 x 46,5

435 770 9691 King Pin Set




Oem Ref No	Type	BM / Model	Dimensions
675 330 1419		730 - VL 2/10 D 3,5	Ø33 x 186
675 330 0219		730 - VL 2/11 D 3,8	
		730 - VL 2/12 D 3,8	
		730 - VL 2/17 D 3,5	

499 770 0691 King Pin Set




Oem Ref No	Type	BM / Model	Dimensions
611 330 0419		730 - VL 0/3 C 1,7	Ø26 x 136
		730 - VL 0/5 C 1,7	
		730 - VL 0/9 DC 1,8	

435 770 9191 King Pin Set




Oem Ref No	Type	BM / Model	Dimensions
675 330 1919		730 - VL 3/11 D 4,4	Ø38 x 217
675 330 0519		730 - VL 3/12 D 5,3	
		730 - VL 3/6 D 4,1	
		730 - VL 3/6 4,1	
		730 - VL 3/6 D 4,1	
		730 - VL 3/7 D 5	
		730 - VL 3/7 5	
		730 - VO 3/9 L 5	
		730 - VO 3/9 DL 5	
		730 - VO 3/9 L 5	

435 770 9291 King Pin Set




Oem Ref No	Type	BM / Model	Dimensions
675 330 1819		730 - VL 3/7 D 5	Ø38 x 217
675 330 0419		730 - VL 3/11 D 4,4	
		730 - VL 3/12 D 5,3	
		730 - VL 3/6 D 4,1	
		730 - VL 3/6 4,1	
		730 - VL 3/7 D 5	
		730 - VL 3/7 5	
		730 - VO 3/9 DL 5	
		730 - VO 3/9 L 5	

790 770 0091 King Pin Set




Oem Ref No	Type	BM / Model	Dimensions
310 330 0019		730 - VL 1/3 2,1	Ø27 x 153
310 330 0519		730 - VL 1/4 1,6	
310 586 0333		730 - VL 1/5 2,3	
		730 - VL 1/6 2,3	
		730 - VL 1/7 2,6	

430 770 0891 King Pin Set



Oem Ref No	Type	BM / Model	Dimensions
670 330 0219		730 - VL 2/13 C 2.9	Ø30 x 186
675 330 0019		730 - VL 2/9 D 3.1	
		730 - VL 2/14 C 2.9	
		733 - VL 2/15 DC 3,2	
		733 - VL 2/16 DC 3,2	
		733 - VL 2/13 C 2.9	

740 770 0491 King Pin Set




Oem Ref No	Type	BM / Model	Dimensions
360 330 0619		730 - VL 3/6 4,1	Ø38 x 217
360 586 0033		730 - VL 3/6 D 4,1	
		730 - VL 3/7 D 5	
		730 - VL 3/7 5	
		730 - VO 3/9 L 5	
		730 - VO 3/9 DL 5	
		732 - VL 3/6 D 4,1	
		732 - VL 3/6 4,1	
		732 - VL 3/7	
		732 - VL 3/7 D 5	

435 770 9591 King Pin Set




Oem Ref No	Type	BM / Model	Dimensions
675 330 1519		730 - VL 2/10 D 3.5	Ø33 x 186
675 330 0319		730 - VL 2/11 D 3.8	
		730 - VL 2/12 D 3.8	
		730 - VL 2/17 D 3,5	

740 770 0391 King Pin Set




Oem Ref No	Type	BM / Model	Dimensions
360 330 0719		352 - L 1313 , 1813/6X2	Ø36,6 x 211
360 586 0233		358 - L 1113 B , LF 1113 B	
		360 - L 1513 , LK 1513	
		730 - VL 3/1 3,8 , VL 3/4 5	
		732 - VL 3/4 5 , VL 3/D 5 , VO 3 4,5	
		733 - VO 3/5 5	

755 770 0791 King Pin Set




Oem Ref No	Type	BM / Model	Dimensions
355 330 0319		730 - VL 3/8 D 6,5	Ø45 x 218
355 586 0033		730 - VL 3/8 6,5	
		730 - VO 3/10 DL 6	

790 770 0791 King Pin Set



Oem Ref No	Type	BM / Model	Dimensions
310 330 0319		730 - VL 1/3 2,1	Ø26 x 154
310 586 0133		730 - VL 1/4 1,6	
		730 - VL 1/5 2,3	

455 770 0091 King Pin Set



Oem Ref No	Type	BM / Model	Dimensions
655 330 0019		733 - VO 4/13 D(L) 7	Ø50x Ø78 x 22
		739 - VD 4/26 DL 7.5	

499 770 0791


King Pin Set



Oem Ref No	Type	BM / Model	Dimensions
611 330 0319		730 - VL 0/9 DC 1,8 730 - VL 0/3 C 1,7	Ø26 x 136

499 770 0091

King Pin Set



Oem Ref No	Type	BM / Model	Dimensions
611 330 0019		730 - VL 0/3 C 1,7 730 - VL 0/5 C 1,7	Ø26 x 136

700 770 0091


King Pin Set



Oem Ref No	Type	BM / Model	Dimensions
300 330 0019		733 - VO 4/13 D(L) 7 739 - VD 4/26 DL 7,5	Ø50 x Ø51 x 223

719 770 0091

King Pin Set



Oem Ref No	Type	BM / Model	Dimensions
391 330 0019 389 586 0033 391 586 0033		349 - L 1921 , LK 1921 699 - LU 1720 733 - VL 4/15 D 7,5 739 - VD 4/14 DL 7	Ø50 x Ø51 x 223

767 770 0891
King Pin Set



Oem Ref No	Type	BM / Model	Dimensions
343 330 0219 343 586 0233		336 - LP 1924, LPS 1924 343 - L 2624/6X4 346 - L 1924, LK 1924, LS 1924 349 - L 1621,LK 1921,LS 1621/1624 355 - OF 1617 363 - LP 2226/6X4 739 - VL 4/2 D 7	Ø45 x Ø46 x 225

485 770 0891
King Pin Set



Oem Ref No	Type	BM / Model	Dimensions
625 330 0219		731 - AL 7/12 D 9 731 - AD 7/13 DG 9 731 - AD 7/13 D 9/4.367	M24 x Ø55 / Ø60 x 126

485 770 0691
King Pin Set



Oem Ref No	Type	BM / Model	Dimensions
625 330 0419		731 - AL 7/12 D 9 730 - AD 7/13 D 9/4,367 730 - AD 7/13 DG 9 730 - AD 7/52 DG 9 730 - AL 7/60 DS 9,5	M24 x Ø55 / Ø60 x 126

442 770 0091
King Pin Set



Oem Ref No	Type	BM / Model	Dimensions
668 330 0019 310 330 1219		730 - VL 1/3 2, 1 730 - VL 1/10 C 2.5 730 - VL 1/11 C 2,3 730 - VL 1/12 C 2,5 730 - VL 1/3 2,1 730 - VL 1/4 1,6 730 - VL 1/6 2,3 730 - VL 1/7 2,6 730 - VL 1/8 D 2.5 730 - VL 1/9 C 2.3	Ø27 x 153

764 770 0091


King Pin Set



Oem Ref No	Type	BM / Model	Dimensions
346 330 0019 346 586 0033		730 - AL 7/56 D 9 731 - AD 7/9 DG 8 733 - AL 7/1 DS 7/27:18 737 - AT 4/ 1S 7,0	M24 x Ø50 x 109

485 770 0991


King Pin Set



Oem Ref No	Type	BM / Model	Dimensions
625 330 0119		730 - AD 7/52 DG 9 730 - AD 7/56 DG 9 730 - AL 7/52 D 9 730 - AL 7/54 D 9 730 - AL 7/56 D 9 730 - AL 7/60 DS 11 730 - AL 7/60 DS 9.5 730 - AM 7/52 GS 7.5 730 - VL 7/54 D 9 731 - AL 7/12 D 9 731 - AD 7/13 D 9/4.367 731 - AD 7/13 DG 9	M24 x Ø55 x 109

764 770 0991

King Pin Set



Oem Ref No	Type	BM / Model	Dimensions
346 330 0119 346 586 0133		730 - AL 7/52 DS 7,5 731 - AD 7/9 DG 8 733 - AL 7/1 DS 7/27:18 737 - AT 4/IS 7,0	M24 x Ø50 / Ø64 x 119

UCM AUTOMOTIVE

E-5 Güzelce Sapağı Fıratpen Caddesi No:45
Türkoba - Büyükçekmece İstanbul - Türkiye
Tel : +90 (212) 859 09 99 Pbx
Fax :+90 (212) 859 11 01
e-mail : mmm@ucmparts.com

EuroTruck®